



Pennsylvania
Department of Human Services

CHILD PROTECTIVE SERVICES

2 0 2 4 | A N N U A L | R E P O R T



Table of Contents

3	WELCOME LETTER
4	INTRODUCTION
4	LEGISLATIVE AND POLICY UPDATES
5	STATEWIDE CHILD ABUSE
9	CHILD ABUSE REPORTS BY INVESTIGATING AGENCY
10	SUBSTANTIATED CHILD ABUSE REPORTS
13	CHILD ABUSE FATALITY AND NEAR FATALITY REVIEW AND ANALYSIS
17	OCYF REGIONAL OFFICE INVESTIGATIONS
21	CHILD ABUSE IN CHILD CARE SETTINGS
23	CHILD CARE DEVELOPMENT FUND REPORTING
24	RACE/ETHNICITY METRICS
25	HEARINGS AND APPEALS
26	CLEARANCES FOR EMPLOYEES AND VOLUNTEERS
28	FEDERAL BUREAU OF INVESTIGATION RECORDS REQUESTS
29	STATEWIDE GENERAL PROTECTIVE SERVICES
33	VALID GENERAL PROTECTIVE SERVICE REPORTS BY COUNTY
34	CHILDLINE
35	FUNDING AND EXPENDITURES FOR CHILD WELFARE SERVICES
36	SAFE HAVEN OF PENNSYLVANIA
37	FEDERAL CHILD ABUSE PREVENTION AND TREATMENT ACT
39	COUNTIES BY THE NUMBERS

County-by-county analysis

40	ADAMS	108	LACKAWANNA
42	ALLEGHENY	110	LANCASTER
44	ARMSTRONG	112	LAWRENCE
46	BEAVER	114	LEBANON
48	BEDFORD	116	LEHIGH
50	BERKS	118	LUZERNE
52	BLAIR	120	LYCOMING
54	BRADFORD	122	MCKEAN
56	BUCKS	124	MERCER
58	BUTLER	126	MIFFLIN
60	CAMBRIA	128	MONROE
62	CAMERON	130	MONTGOMERY
64	CARBON	132	MONTOUR
66	CENTRE	134	NORTHAMPTON
68	CHESTER	136	NORTHUMBERLAND
70	CLARION	138	PERRY
72	CLEARFIELD	140	PHILADELPHIA
74	CLINTON	142	PIKE
76	COLUMBIA	144	POTTER
78	CRAWFORD	146	SCHUYLKILL
80	CUMBERLAND	148	SNYDER
82	DAUPHIN	150	SOMERSET
84	DELAWARE	152	SULLIVAN
86	ELK	154	SUSQUEHANNA
88	ERIE	156	TIOGA
90	FAYETTE	158	UNION
92	FOREST	160	VENANGO
94	FRANKLIN	162	WARREN
96	FULTON	164	WASHINGTON
98	GREENE	166	WAYNE
100	HUNTINGDON	168	WESTMORELAND
102	INDIANA	170	WYOMING
104	JEFFERSON	172	YORK
106	JUNIATA		

JULY 2025

PROTECTING PENNSYLVANIA'S CHILDREN and ensuring their wellbeing is a core responsibility of government. The Shapiro Administration is fully committed to this mission, and the Pennsylvania Department of Human Services is working with state, local, and private sector partners in pursuit of this responsibility every day.

Core to this work are our County Children and Youth Agencies (CCYAs). Nearly 3,000 county-employed caseworkers and case supervisors across Pennsylvania's 67 counties dedicate themselves to ensuring the safety and well-being of the Commonwealth's children, youth, and families. These caseworkers represent the backbone of the child welfare service delivery system in Pennsylvania. Their steadfast commitment to serving our children is admirable and every child protected is a testament to their work.

But while CCYAs play a critical role in the prevention of child abuse and neglect fatalities, **they cannot work alone**. Protecting our children cannot solely be the task of one agency or office – we must work across departments and disciplines, in a whole-of-government approach to prevent abuse and increase awareness of its warning signs. And preventing child abuse and neglect fatalities also depends on the key partners that touch the lives of children and families in their communities.

This annual report provides state, regional, and county-level data on child abuse in Pennsylvania. In 2024, the Commonwealth saw a continued trend toward pre-pandemic reporting patterns. A total of **41,070 Child Protective Services (CPS) reports were received** in calendar year 2024, the fourth straight year of increase since 2021, but not yet fully reaching the 2019 total of 42,252. Of those reports, **4,756 were substantiated**, yielding a validation rate of 1.8 per 1,000 children—a figure that has remained relatively stable (1.7–1.9) since 2019. **General Protective Services (GPS) reports** also nearly returned to pre-pandemic levels reaching **176,496 in 2024**. **Of those reports, 39,561 were validated**. The rate of children assessed and found to be in need of services was **21.6 per 1,000**, in line with rates from the past five years. These cases span all economic, racial, and gender groups, underscoring that **child abuse impacts children across every demographic**.

These numbers are a call to action and demonstrate that an essential shift is needed to adopt practices and approaches to child safety that are predicated on providing community-level supports to prevent crises *before* they occur. The Shapiro Administration is committed to leading this necessary perspective shift, and that work is actively occurring. Each of us plays a role in protecting our children, and only by working together can we ensure a robust network of prevention services and resources that can support children and families now and in the future to live healthy, successful lives.

Thank you for your partnership.

Sincerely,

A handwritten signature in black ink, appearing to read 'Val Arkoosh', with a stylized flourish at the end.

Valerie A. Arkoosh, MD, MPH
SECRETARY



INTRODUCTION

PENNSYLVANIA'S CHILD PROTECTIVE SERVICES LAW (CPSL) requires the Department of Human Services (DHS) to prepare and transmit to the governor and General Assembly a yearly report on the operations of ChildLine and protective services provided by the county children and youth agencies (CCYA). Data in annual reports prior to 2016 were based on the year the status determination was received at ChildLine. Annual reports are accessible through the Keep Kids Safe website (www.KeepKidsSafe.pa.gov).

DHS presents the completed 2024 Annual Child Protective Services Report. This report focuses on presenting statewide data on child abuse in Pennsylvania, as well as providing county and region-specific information. It is important to note that the data contained in this report is based on child abuse referrals and general protective services referrals received between January 1, 2024 and December 31, 2024.

The Keep Kids Safe website serves as the hub for information and resources impacting child protection for both professionals and the general public. This website includes information related to mandatory reporting, training on child abuse recognition, child abuse clearances and reporting, information related to clearances, the Safe Haven program, fatality and near fatality reports, and prior years' annual child abuse reports.

ONLINE CONTENT

<https://www.dhs.pa.gov/docs/Publications/Pages/Child-Abuse-Reports.aspx>

This report is available for download at the above link.

DATA EXTRACTION

All child abuse and general protective services data presented in this report was extracted on 3/18/2025 unless otherwise noted.

LEGISLATIVE AND POLICY UPDATES

ACT 8 of 2024

On April 15, 2024, Governor Josh Shapiro approved Senate Bill 55 (now Act 8 of 2024) amending 23 Pa. C.S. (Domestic Relations), Chapter 53 (Child Custody) (otherwise known as the Child Custody Act) and 42 Pa. C.S. (Judiciary and Judicial Procedure), Chapter 19 (Administrative Office of Pennsylvania Courts). Act 8 of 2024 adds to the current list of factors judges must consider when making custody and visitation decisions, allows for court orders to impose safety conditions and restrictions including but not limited to nonprofessional or professional supervised physical custody, and encourages child abuse and domestic abuse education and training program for judges and court personnel.

On March 17, 2025, Bulletin 3490-25-02 (Information Sharing in Custody Filings, Act 8 of 2024) was released, highlighting that with Act 8 of 2024 now requiring an evidentiary hearing before making decisions regarding custody and visitation, it is important to acknowledge that the determinations and orders resulting from these evidentiary hearings hold no bearing over child abuse investigations and the status of their determinations as required by the CPSL.

OCYF POLICY CLARIFICATION 3490-25-01

Policy Clarification 3490-25-01 was released on December 2, 2024, providing clarification that the term "once a week," as it relates to when a child remains in or returns to the home in which the need for general protective services was established and the county agency has determined a high level of risk exists for the case, is to be interpreted as seeing the child once every seven consecutive days with no more than seven days between contacts. For example, a child who is initially seen on Wednesday is to be seen again no later than Wednesday the following week.



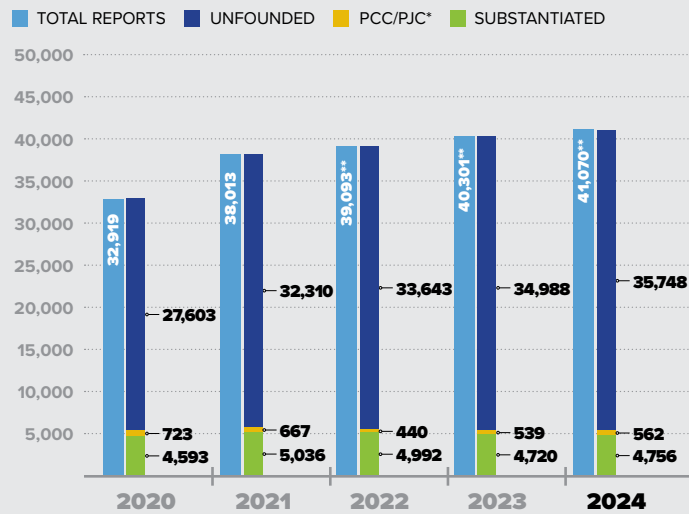


STATEWIDE CHILD ABUSE

STATE POPULATION • 12,986,518 // **POPULATION UNDER 18** • 2,673,811

NOTE: U.S. Census Bureau, 2019-2023 American Community Survey 5-Year Estimates, extracted 03/05/2025.

2024 REPORTS OF CHILD ABUSE



TOTAL REPORTS PER 1,000 CHILDREN

15.4 IN 2024
15.1 IN 2023

SUBSTANTIATED REPORTS PER 1,000 CHILDREN

1.8 IN 2024
1.8 IN 2023

BY SEX OF VICTIM

2,920
61.4%
FEMALE

1,836
38.6%
MALE

2024 FATALITIES

60

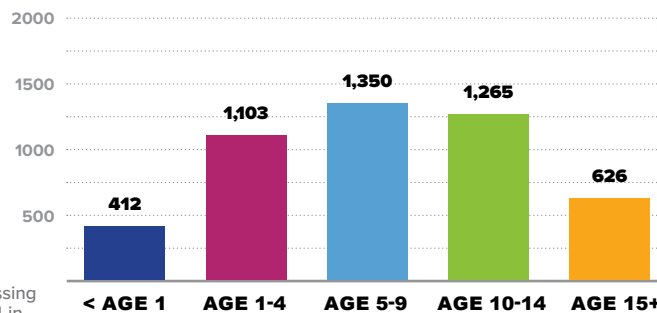
2024 NEAR FATALITIES

82

EXECUTIVE SUMMARY

- There were a total of 41,070 reports of suspected child abuse received in 2024, as opposed to 40,301 reports received in 2023. This increase was anticipated, as OCYF has been observing these increases following the significant decrease in the total suspected reports attributed to the COVID-19 pandemic, and the reduced contact between children and mandated reporters during that time.
- The percent of reports of suspected child abuse that were substantiated decreased from 11.7% in 2023 to 11.6% in 2024.
- Statewide substantiated reports of child abuse remained the same in 2024 as in 2023, with 1.8 substantiated reports per thousand children in both years.
- Sexual abuse remains the leading category of substantiated abuse, followed by physical abuse.
- Parents continue to be the persons most responsible for abuse of their children.

VICTIM AGE SUBSTANTIATED REPORTS



CHILD PROTECTIVE SERVICES

(CPS) reports are those that allege a child might have been a victim of child abuse. Reports alleging that a child under 18 years of age may have been abused are accepted for investigation when reported prior to the victim's 20th birthday.

These reports are made by mandated and permissive reporters. Mandated reporters are adults who work or volunteer with children and youth and are required to report suspected child abuse if they have reasonable cause to suspect that child abuse has occurred under any of the following circumstances:

- The mandated reporter comes into contact with the child in the course of employment, occupation and practice of a profession, or through a regularly scheduled program, activity or service;
- The mandated reporter is directly responsible for the care, supervision, guidance or training of the child, or is affiliated with an agency, institution, organization, school, regularly established church or religious organization, or other entity that is directly responsible for the care, supervision, guidance, or training of the child;

CONTINUES ON PAGE 6

*PCC/PJC : Pending Criminal Court/Pending Juvenile Court.

**The Total Reports of Child Abuse in the totals for 2022 - 2024 include outcomes which were missing at the time the Annual Report data was pulled for each respective year. There were 18 in 2022, 54 in 2023, and four in 2024 (three of these are from Blair County and one is from Philadelphia County).

NOTE: Total and Substantiated Reports for 2020 were extracted on 3/22/21. Data for 2021 was extracted on 3/21/22. Data for 2022 was extracted on 3/27/23. Data for 2023 was extracted on 3/18/24. Data for 2024 was extracted on 3/18/25. Outcomes are reported by the CCYA or OCYF Regional Office at the conclusion of the investigation and are subject to change based on appeal or court outcome.



2024 CHILD ABUSE REPORTS INVESTIGATED

WITHIN 30 AND 60 DAYS

17,038

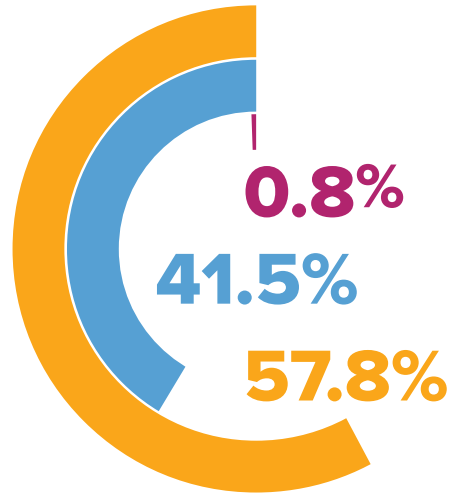
INVESTIGATIONS
WITHIN 0-30 DAYS

23,722

INVESTIGATIONS
WITHIN 31-60 DAYS

310

INVESTIGATIONS
OVER 60 DAYS



CONTINUED FROM PAGE 5

- A person makes a specific disclosure to the mandated reporter that an identifiable child is the victim of child abuse; or
- An individual 14 years of age or older makes a specific disclosure to the mandated reporter that the individual has committed child abuse.

Visit www.KeepKidsSafe.pa.gov for a complete list of mandated reporters and assistance on how to make a report.

Persons who are not mandated to report are considered permissive reporters. Permissive reporters may make a referral of suspected child abuse by calling ChildLine. Anyone who has reasonable cause to suspect child abuse is encouraged to make a report.

INVESTIGATIONS

Upon receipt of a report of suspected child abuse, the CCYA immediately begins an investigation and ensures safety of the child and any other children living in the home. The CCYA is required to see the child within the following time frames:

- Immediately, if:
 - › Emergency protective custody is required, has been or will be taken; or
 - › It cannot be determined from the report whether emergency protective custody is needed.
- Within 24 hours, if the CCYA has assured the immediate safety of the child, i.e. the child will have no contact with the alleged perpetrator.

STATEWIDE CHILD PROTECTIVE SERVICES



The CCYA investigates reports of suspected child abuse when the alleged perpetrator meets the definition under the CPSL. Suspected child abuse can be caused by the alleged perpetrator by acts either he or she committed (commission) or by failing to prevent abuse (omission). The CPSL defines perpetrators of commission as:

- A parent of the child;
- A spouse or former spouse of the child's parent;
- A paramour or former paramour of the child's parent;
- A person 14 years of age or older and responsible for the child's welfare or having direct contact with children as an employee of child care services, a school or through a program, activity or service;
- An individual 14 years of age or older who resides in the same home as the child;
- An individual 18 years of age or older who does not reside in the same home as the child, but is related within the third degree of consanguinity or affinity by birth or adoption to the child; or
- An individual 18 years of age or older who engages a child in severe forms of trafficking in persons or sex trafficking, as those terms are defined

under Section 103 of the Trafficking Victims Protection Act of 2000 (114 Stat. 1466, 22 U.S.C. § 7102).

The following individuals may be considered a perpetrator for failing to act:

- A parent of the child;
- A spouse or former spouse of the child's parent;
- A paramour or former paramour of the child's parent;
- A person 18 years of age or older and responsible for the child's welfare; or
- A person 18 years of age or older who resides in the same home as the child.

Relationships of perpetrators described in this report further define how the perpetrator was connected to the child. Reports may have more than one allegation of abuse by a perpetrator against a child victim. Because some children are victims of more than one type of abuse, the chart [[pg. 11](#)] illustrating the types of allegations will be a greater number than the number of children who were victims of child abuse.

If the alleged perpetrator does not fit the CPSL definition, the report is referred to law enforcement officials for investigation. Reports are also referred to law enforcement officials for a joint


CONTINUES ON PAGE 7





STATEWIDE CHILD PROTECTIVE SERVICES

SOURCES OF CHILD ABUSE REPORTS



42,330

TOTAL REPORTERS

35,043

MANDATED REPORTERS

7,287

PERMISSIVE REPORTERS

NOTES: A report may have more than one reporter; therefore, the total number of reporters will be greater than the total number of reports. Mandated reporter types reported prior to 2018 were reported using different categories.

The "Unknown" classification includes instances in which the reporting source reported they were a Mandated Reporter but their Mandated Reporter Type was not able to be identified.

BREAKDOWN

TOTAL MANDATED REPORTERS BY REPORTER TYPE

11,114	School employee
7,114	Employee of a social services agency
5,365	Peace officer/law enforcement agency
4,210	Employee of a health care facility/provider licensed by Dept. of Health
3,959	Certified/licensed health care practitioner
1,206	Child care service employee
1,038	Employee or volunteer of a children's program/activity/service
242	Foster parent
228	Subordinate of person who works directly with children
228	EMS provider certified by Dept. of Health
96	Independent contractor
95	Attorney
89	Religious/congregational leader
26	Medical examiner/coroner/funeral director
20	Adult family member serving as child's caregiver
12	Employee of a public library
1	Unknown
35,043	TOTAL MANDATED REPORTERS
7,287	TOTAL PERMISSIVE REPORTERS

BREAKDOWN

PERCENT OF REPORTS SUBSTANTIATED BY REPORTER TYPE

4.8%	School employee
16.6%	Employee of a social services agency
25.4%	Peace officer/law enforcement agency
13.1%	Employee of a health care facility/provider licensed by Dept. of Health
12.1%	Certified/licensed health care practitioner
7.5%	Child care service employee
9.2%	Employee or volunteer of a children's program/activity/service
11.2%	Foster parent
8.3%	Subordinate of person who works directly with children
16.2%	EMS provider certified by Dept. of Health
8.3%	Independent contractor
12.6%	Attorney
16.9%	Religious/congregational leader
42.3%	Medical examiner/coroner/funeral director
15.0%	Adult family member serving as child's caregiver
0.0%	Employee of a public library
100.0%	Unknown
12.6%	TOTAL MANDATED REPORTERS
6.4%	TOTAL PERMISSIVE REPORTERS

CONTINUED FROM PAGE 6

multidisciplinary team investigation with the CCYA and a health care professional when there are child abuse allegations that also include certain criminal offenses such as aggravated assault, kidnapping, sexual abuse, sex trafficking, or serious bodily injury by any perpetrator.

A child abuse investigation must determine within 30 days whether the report is:

- **FOUNDED** – there is court action including:
 - › A judicial adjudication that the child was abused;
 - › Acceptance into an accelerated rehabilitative disposition program;
 - › Consent decree entered in a juvenile proceeding; or
 - › Granting of a final protection from abuse order.
- **INDICATED** – CCYA or OCYF Regional Office staff find substantial evidence that abuse has occurred based on medical evidence, the child protective service investigation, or an admission by the perpetrator;
- **UNFOUNDED** – the alleged abuse did not meet the definition or criteria for abuse; or
- **PENDING** – status assigned to a report when the CCYA cannot complete the investigation within 60 calendar days because criminal or juvenile court action, to include an active criminal investigation, has been initiated.

CONTINUES ON PAGE 8



The status of indicated reports is approved by the CCYA administrator and reviewed by the CCYA solicitor.

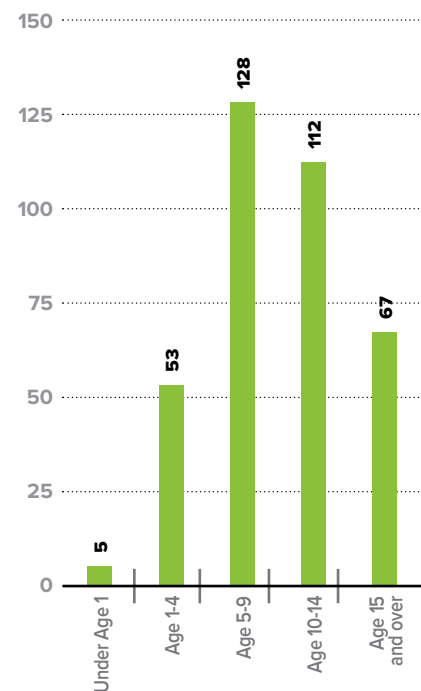
A CCYA may take up to 60 days to complete an investigation if there is a valid reason to not complete the investigation within 30 days, such as waiting on results from medical reports or other evaluations. The CCYA must document this reason in the case file.

Substantiated reports are kept on file at ChildLine until the victim's 23rd birthday. ChildLine keeps the adult perpetrator's information on file indefinitely if the name and date of birth or social security number of the perpetrator is known. Under certain circumstances, minor perpetrator's information is expunged. Unfounded reports are kept on file at ChildLine for one year from the date of the report. They must be expunged within 120 days following the one-year period. If the unfounded case is accepted for services, the report is maintained as part of the case record and is then kept on file for one year following closure of the case. The report is expunged within 120 days following the one-year period. CCYAs may maintain information regarding unfounded and substantiated reports that have been expunged in the Statewide database, for access by the county agency to assist in future risk and safety assessments and research, for an indefinite amount of time. Information that may be maintained by CCYAs regarding unfounded and substantiated reports that have been expunged in the Statewide

REPORTS OF REPEAT ABUSE SUSPECTED VS. SUBSTANTIATED



BREAKDOWN SUBSTANTIATED REPORTS OF REPEAT ABUSE BY AGE OF VICTIM



STATEWIDE CHILD PROTECTIVE SERVICES



database may not be released to the public, or used for research that may be provided to the public. In this report, “founded” and “indicated” reports of child abuse will be referred to as “substantiated” reports.

REPEAT ABUSE

ChildLine uses the statewide database to identify if a child victim on a new report has been previously identified as a victim in a substantiated report of abuse. Upon receipt of a report at ChildLine, a caseworker searches the statewide database to identify if any subject of the report — including the child's parent, perpetrator, or the child themselves — was involved in a previous substantiated report or one that is under investigation. In addition, during the course of a current investigation, it is possible that other previously unreported incidents of child abuse are disclosed. For example, an investigation can reveal another incident of abuse that was never before disclosed by the child or the family for a number of reasons. These previously unreported incidents are registered with ChildLine and handled as separate reports. Both types of reports are reflected in the graphic depicting reports of repeat abuse.

DHS: OCYF REGIONAL OFFICES

DHS's Office of Children, Youth and Families (OCYF) has regional offices in Philadelphia, Scranton, Harrisburg, and Pittsburgh. Regional office responsibilities include:

- Monitoring, licensing, and providing technical assistance to CCYAs, foster family care agencies, adoption agencies and residential and day treatment facilities;
- Investigating child abuse when the alleged perpetrator is a CCYA employee or one of its agents;
- Conducting comprehensive reviews of all child fatalities and near fatalities as a result of suspected child abuse that occur within the commonwealth;
- Monitoring CCYAs' implementation and ongoing compliance with the CPSL;
- Ensuring regulatory compliance of agencies and facilities by investigating complaints and conducting annual inspections;
- Assisting CCYAs in the interpretation and implementation of new laws and regulations; and
- Reviewing and recommending approval of county needs-based plans and budget estimates.

When the suspected abuse has been committed by the CCYA or any of its agents or employees, the CPSL requires DHS to investigate reports of suspected child abuse due to conflict of interest. An agent of the CCYA is anyone who provides a children and youth social service for, or on behalf of, the CCYA. Agents might include resource parents, residential facility staff, and staff and volunteers at child care centers.



[illegible]

Map of the United Kingdom showing the four regions and their respective counts:

- WESTERN REGION**: 33 (green square), 468 (blue circle)
- NORTH-EAST REGION**: 16 (green square), 159 (blue circle)
- CENTRAL REGION**: 28 (green square), 253 (blue circle)
- SOUTHEAST REGION**: 16 (green square), 382 (blue circle)

■ Substantiated Reports ● Total Suspected Reports

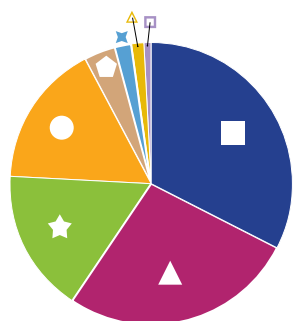
NOTE: CCYAs conduct child abuse investigations unless the alleged perpetrator is an agent of the CCYA. If the alleged perpetrator is an agent of the CCYA, OCYF Regional Offices conduct the child abuse investigation due to a conflict of interest. These maps show reports by the investigating agency.



TYPES OF ALLEGATIONS SUBSTANTIATED REPORTS

5,214

TOTAL ALLEGATIONS



■ **1,693** (32.5%)

Sexual abuse

▲ **1,410** (27.0%)

Physical abuse/bodily injury

★ **859** (16.5%)

Serious physical neglect

● **850** (16.3%)

Reasonable likelihood of bodily injury

◆ **192** (3.7%)

Engaging in per se acts

✦ **99** (1.9%)

Likelihood of sexual abuse/exploitation

△ **78** (1.5%)

Severe form of trafficking in persons or sex trafficking*

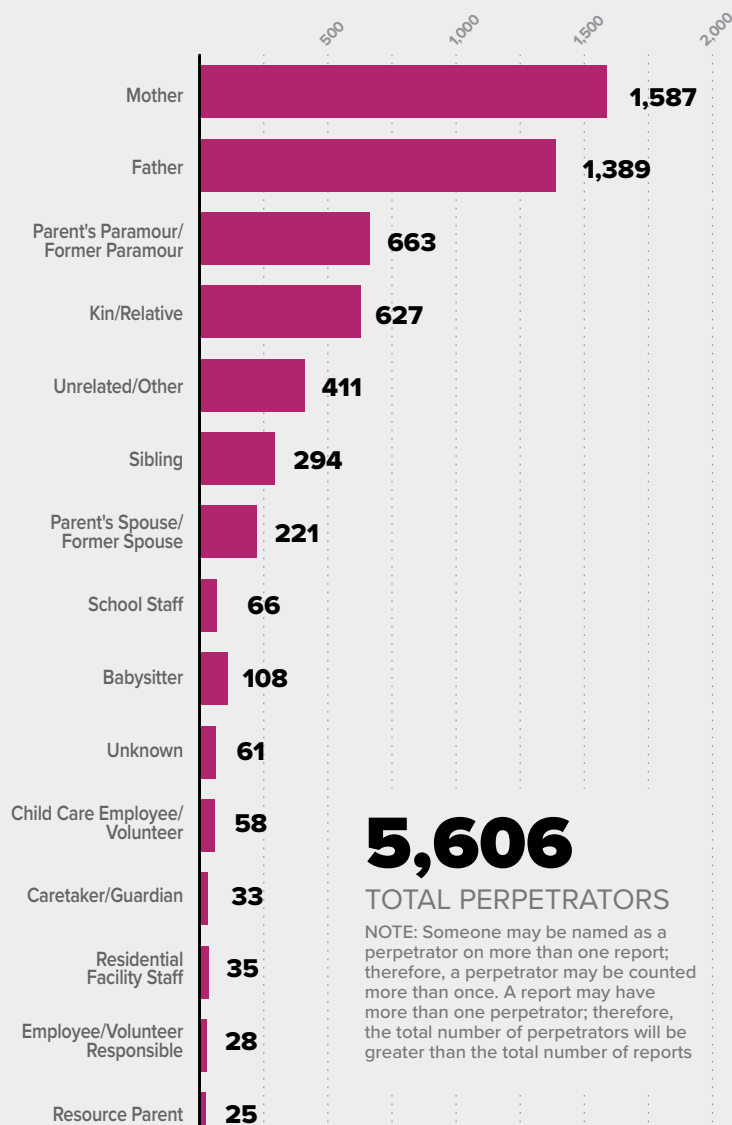
◻ **33** (0.6%)

Serious mental injury

○ **0** (0.0%)

Munchausen Syndrome by Proxy/
Medical Abuse

RELATIONSHIP OF PERPETRATOR SUBSTANTIATED REPORTS

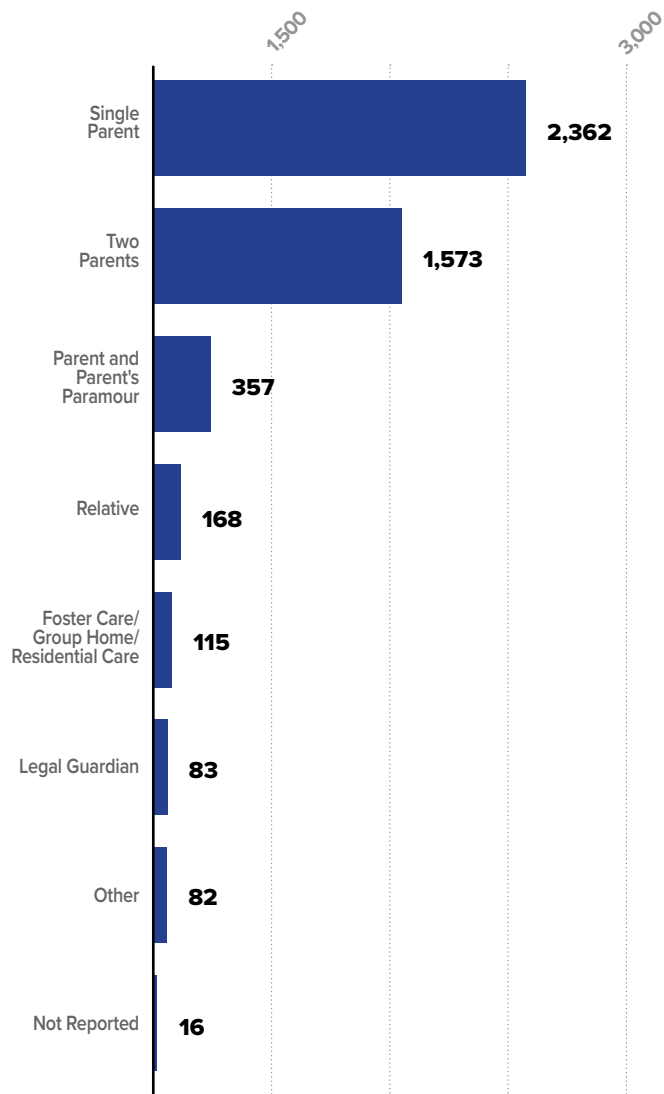


5,606

TOTAL PERPETRATORS

NOTE: Someone may be named as a perpetrator on more than one report; therefore, a perpetrator may be counted more than once. A report may have more than one perpetrator; therefore, the total number of perpetrators will be greater than the total number of reports

VICTIMS' LIVING ARRANGEMENT AT TIME OF ABUSE SUBSTANTIATED REPORTS

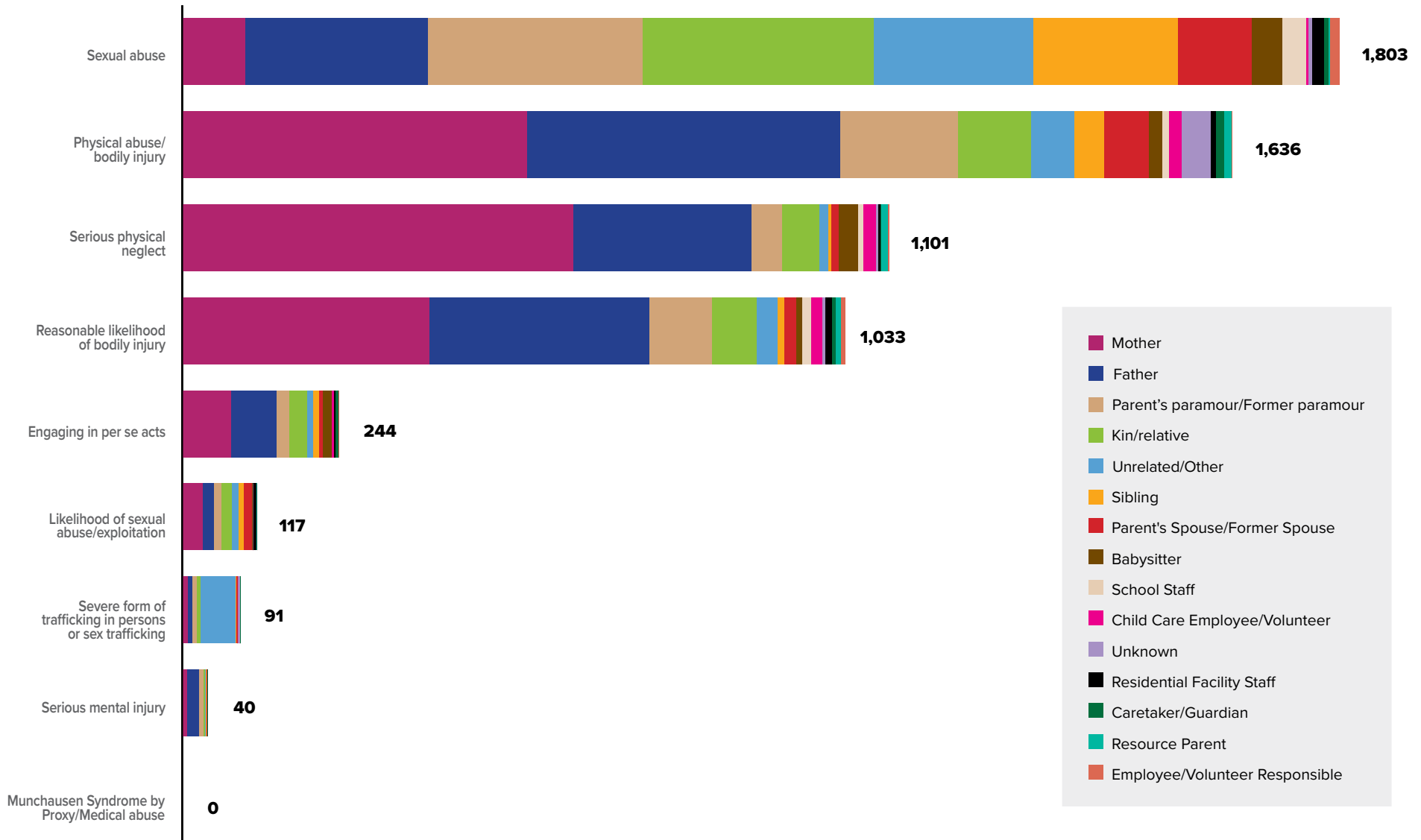


*77 sex trafficking and 1 labor trafficking.

DEFINITION: Per se act — The definition of child abuse also includes certain acts in which the act itself constitutes abuse without any resulting injury or condition.



RELATIONSHIP OF PERPETRATOR BY TYPE OF REPORT





CHILD ABUSE FATALITY AND NEAR FATALITY REVIEW AND ANALYSIS

THE FATALITY OR NEAR FATALITY OF A CHILD under suspicious circumstances impacts the wider community, with everyone left wondering what could have been done differently to prevent the incident from occurring. DHS is required to review circumstances surrounding cases where suspected child abuse might have occurred, which helps the community better understand what led to the fatality or near fatality, and to help initiate a discussion on how Pennsylvanians can help prevent future occurrences.

Act 33 became effective December 30, 2008, and requires that child fatalities and near fatalities where abuse is suspected be reviewed at the state and county levels. The review of child fatalities was not new to the field of child welfare, but rather codified and built upon the existing review process for fatalities to include the review of near fatalities. Act 44 of 2014 further addressed public disclosure provisions by permitting the investigating CCYA to release information to the public prior to the completion of its fatality or near fatality review team report. Act 33 of 2008 and Act 44 of 2014 increased child-serving systems' transparency and accountability related to child fatalities and near fatalities by granting public access to information related to each child fatality or near fatality when abuse is suspected.

Upon receipt of a report of suspected child abuse involving a fatality or near fatality, two types of reviews are immediately initiated:

- The first level of review occurs at the local level in accordance with an established protocol and involves the CCYA convening a team broadly representative of the community, consisting of at least six individuals who have expertise in the prevention and treatment of child abuse. County Child Abuse Fatality and Near Fatality Review Teams are required to review cases when it has been determined that abuse occurred, or when a final status determination has not been made within 30 calendar days from the date of the report to ChildLine.
- DHS is responsible for conducting the second level of review for all child fatalities and near fatalities when abuse is suspected, regardless of the status determination. This means that both substantiated and unfounded cases will be reviewed.

To prevent abuse and support families before crises occur, in March 2025, DHS announced plans to increase cross-agency collaboration by launching a Child Fatality and Near Fatality Workgroup comprised of six state agencies to coordinate prevention strategies and champion lessons learned from post-incident reviews. This effort will require further partnership — from parents, schools, health providers, substance abuse treatment providers, and other stakeholders — to deliver more rapid, intensive, and effective responses when a child is in danger of abuse or neglect.





CHILD FATALITY AND NEAR FATALITY ANALYSIS

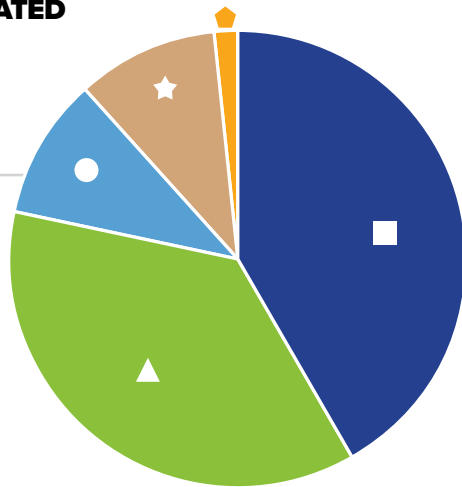
Upon completion of DHS's review, a final redacted report is posted at www.dhs.pa.gov/docs/OCYF/Pages/Fatality-Reports.aspx unless the district attorney certifies that the release of the report may compromise a pending criminal investigation or proceeding. After verification from the district attorney that there is no longer a certification barring the report's release, DHS's redacted report is posted to facilitate the release of information to the public.

SUBSTANTIATED FATALITIES

60

27
45%
FEMALE

33
55%
MALE

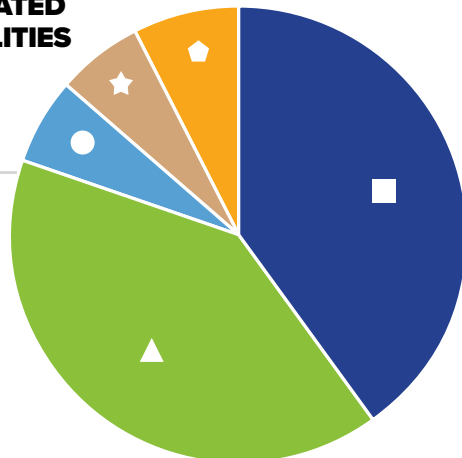


SUBSTANTIATED NEAR FATALITIES

82

32
39%
FEMALE

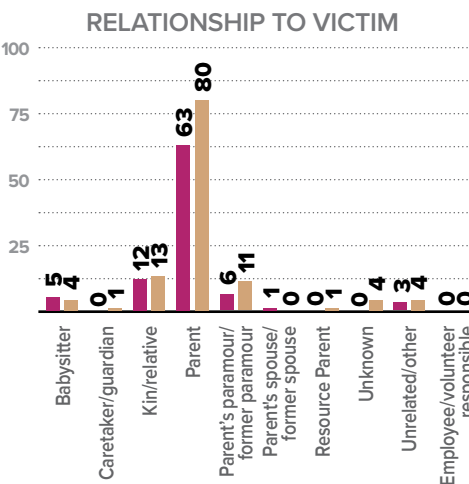
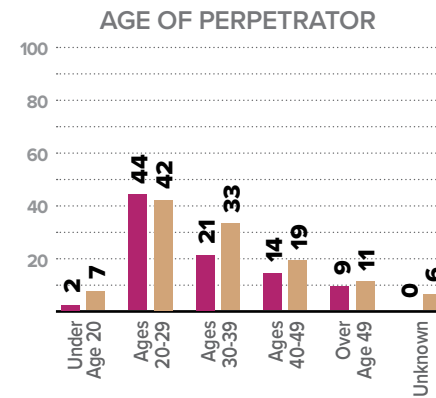
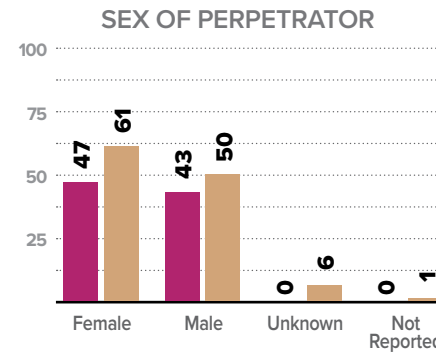
50
61%
MALE



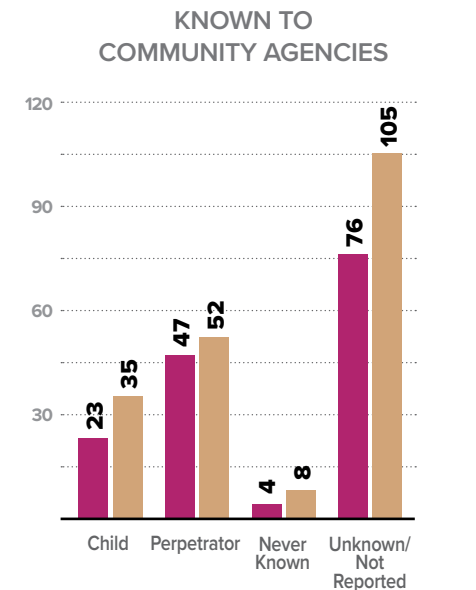
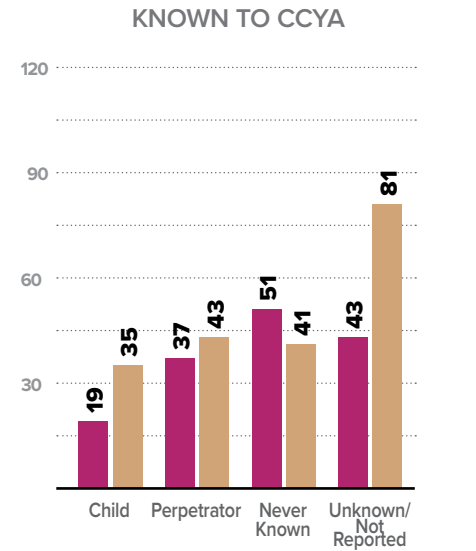
NOTE: In the charts to the right, a report may have more than one perpetrator; therefore, the total number of perpetrators will be greater than the total number of reports.

PERPETRATOR

FATALITIES NEAR FATALITIES



PREVIOUS INVOLVEMENT PRIOR TO OR AT TIME OF INCIDENT



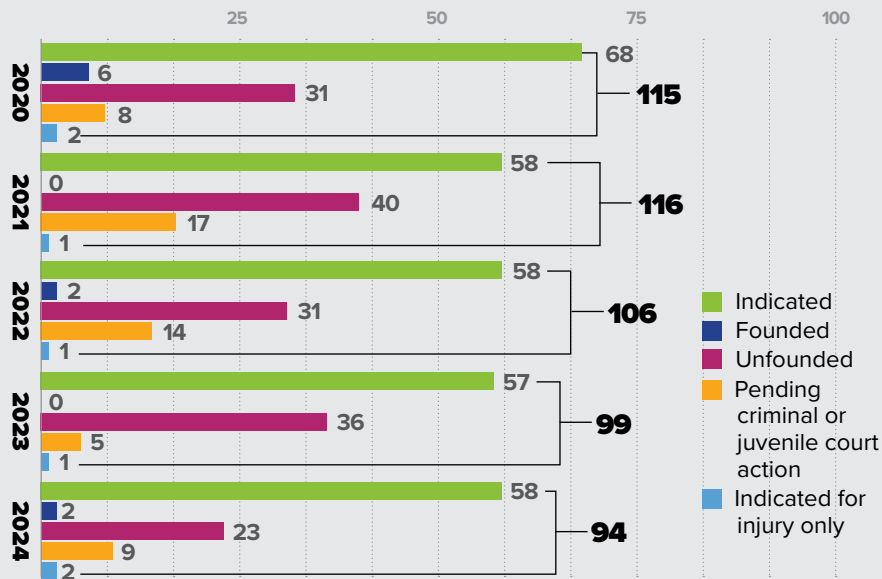
NOTE: Community agencies are defined broadly as any public or private agency providing services and/or care to the victim, parent, and/or perpetrator. Individuals reflected as having "Unknown/Not Reported" prior involvement will include substantiated unknown perpetrators who in previous years had been counted under "Never Known to Agency."



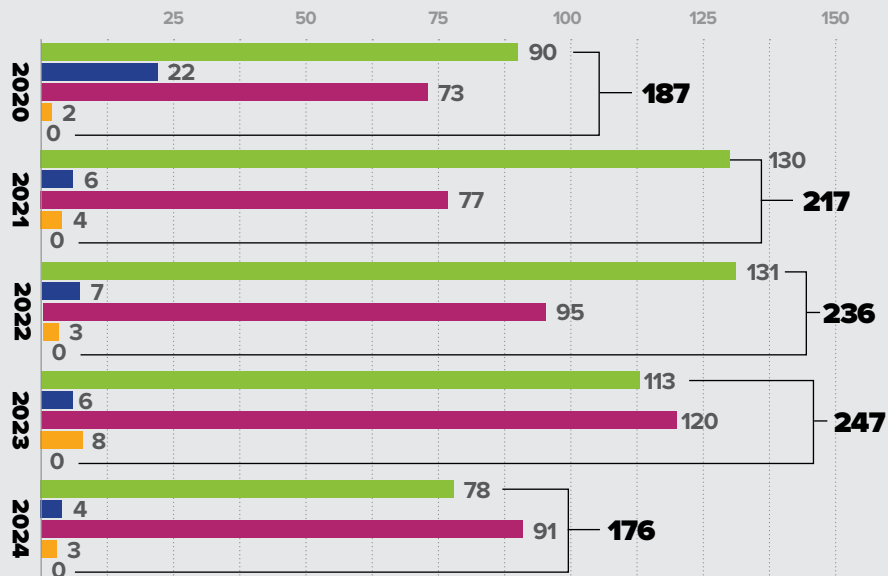


CHILD FATALITY AND NEAR FATALITY ANALYSIS


TOTAL CHILD FATALITY REPORTS // 5-YEAR ANALYSIS



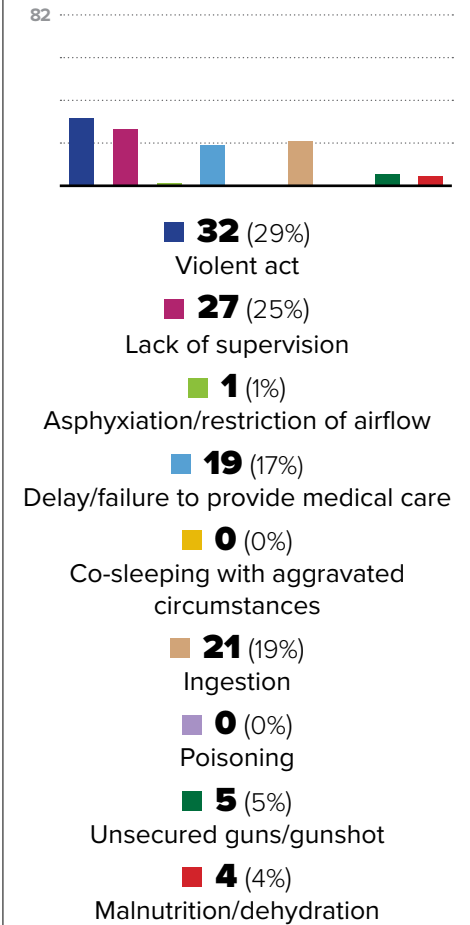
TOTAL NEAR FATALITY REPORTS // 5-YEAR ANALYSIS



SUBSTANTIATED CHILD ABUSE FATALITIES DETERMINED CAUSE



SUBSTANTIATED NEAR FATALITIES DETERMINED CAUSE



NOTE: A child abuse fatality or near fatality may have more than one determining cause; therefore, the number of determining causes will be greater than the total number of fatalities or near fatalities, and the percentage totals will be over 100%, as this is the percentage of total substantiated fatality and near fatality reports. This is a shift from previous years, at which time the percentage was based on the total number of determined causes.

Seven (39 percent) of the Violent Act fatalities involved Abusive Head Trauma (AHT), while 24 (75 percent) of the Violent Act near-fatalities involved AHT. AHT is defined as an injury to the skull or intracranial contents of an infant or child less than five years of age, due to inflicted blunt impact and/or violent shaking.

Three (50 percent) of fatalities and 11 (52 percent) of near-fatalities with Ingestion or Poisoning as the determined cause involved opioids.

Data for 2020 and 2021 was extracted on 3/21/22. Data for 2022 was extracted on 3/27/23. Data for 2023 was extracted on 3/18/24. Data for 2024 was extracted on 3/18/25. In 2021, there were two substantiated fatality reports for the same child. There were also two substantiated near fatality reports for two separate children (a total of four reports for two children). In 2023, there were two fatality reports for the same child, one was pending criminal court and the other was substantiated. Also in 2023, there were two substantiated near fatality reports for the same child and incident. In 2024, there was one substantiated fatality report and one substantiated near fatality report which involved the same child and same abusive act.



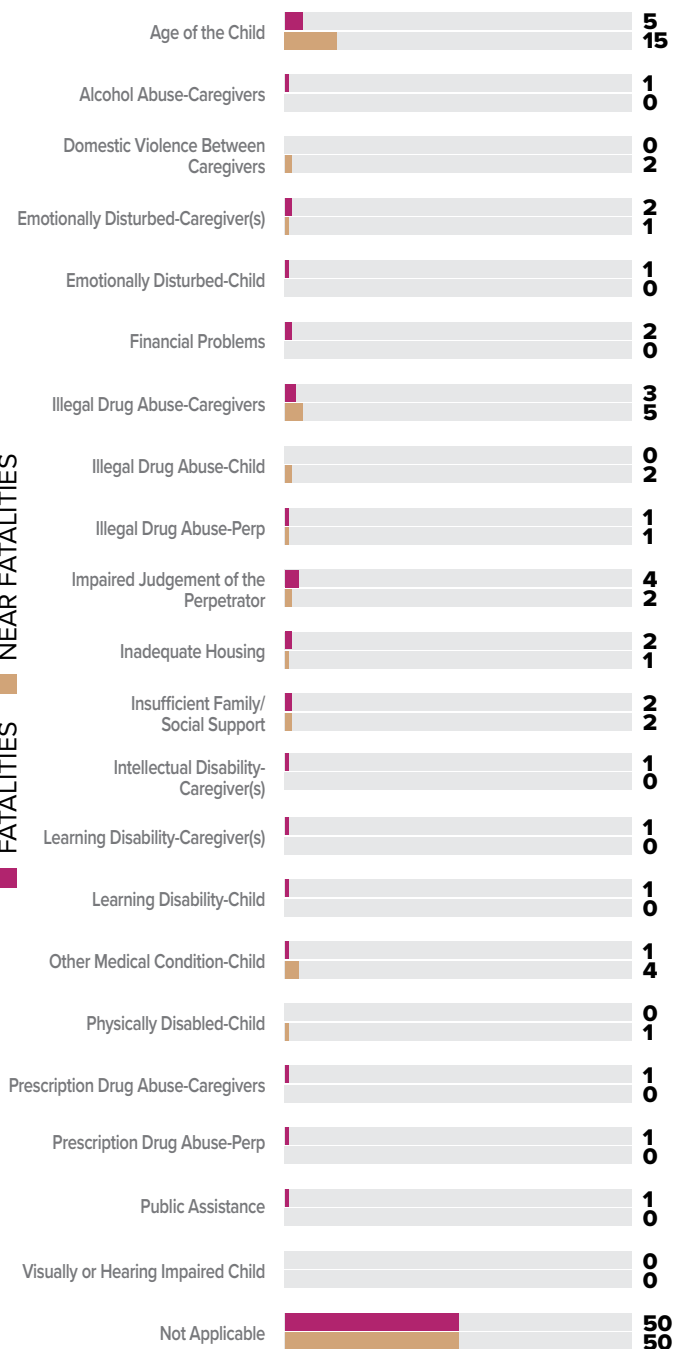
CHILD ABUSE FATALITY AND NEAR FATALITY REVIEW AND ANALYSIS

60
SUBSTANTIATED
FATALITIES

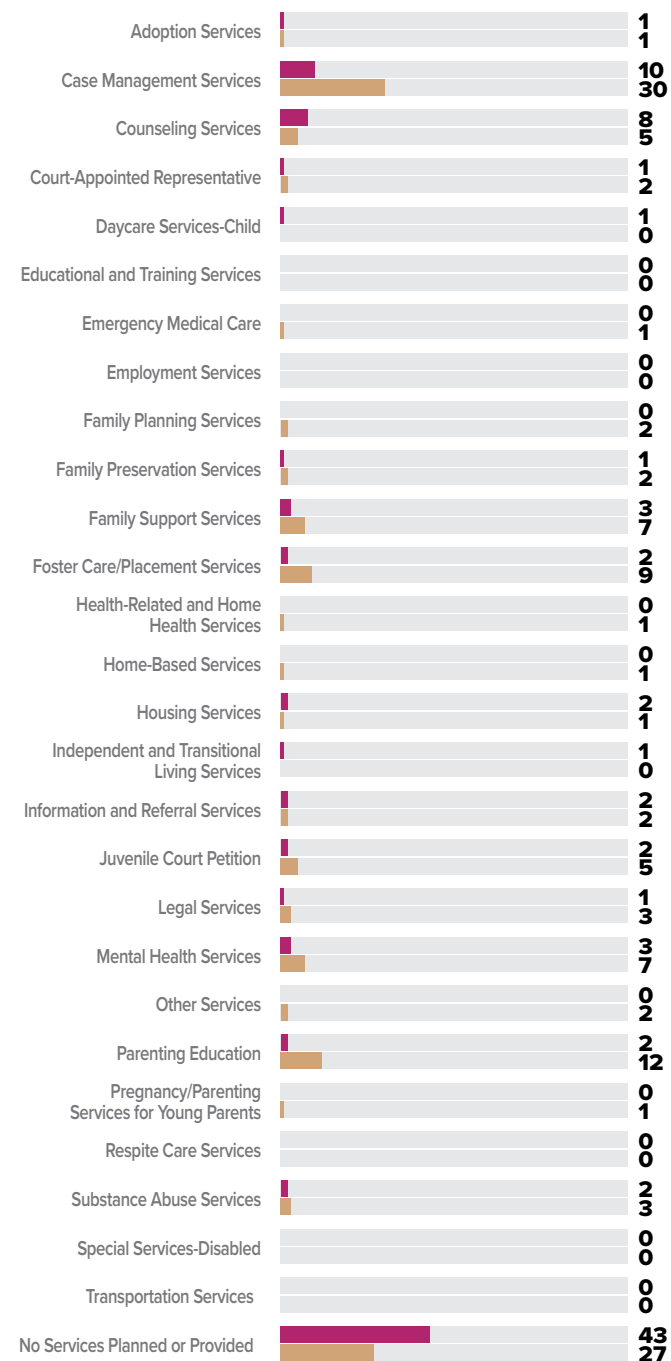
82
SUBSTANTIATED
NEAR FATALITIES

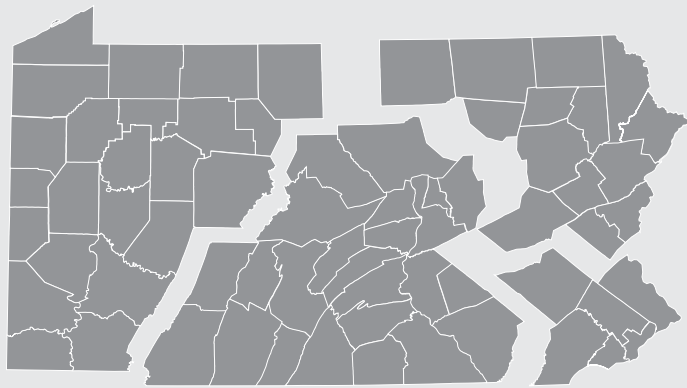
FATALITIES ■ NEAR FATALITIES ■

INVESTIGATIONS CONTRIBUTING FACTORS



INVESTIGATIONS SERVICES PLANNED OR PROVIDED TO FAMILY





REGIONAL OFFICE INVESTIGATIONS

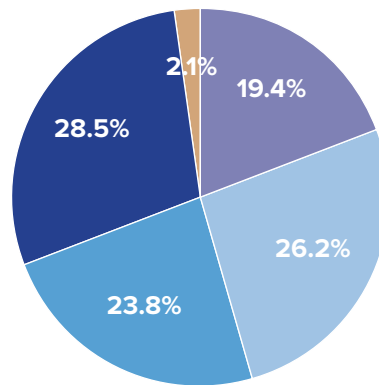
In 2024, OCYF Regional Office staff investigated 1,262 reports of suspected child abuse involving agents of a county agency, an increase of 6.0 percent from 2023 (1,191 reports). The overall OCYF Regional Office substantiation rate was 7.4 percent, a decrease from 2023 which was 8.0 percent.



SOUTHEAST REGION

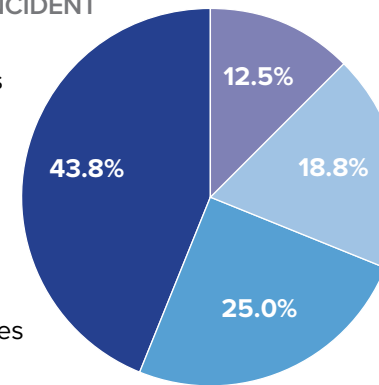
2024 FATALITIES INVESTIGATED
Southeast Region ▶ 0/60

382
TOTAL REPORTS
16
SUBSTANTIATED REPORTS



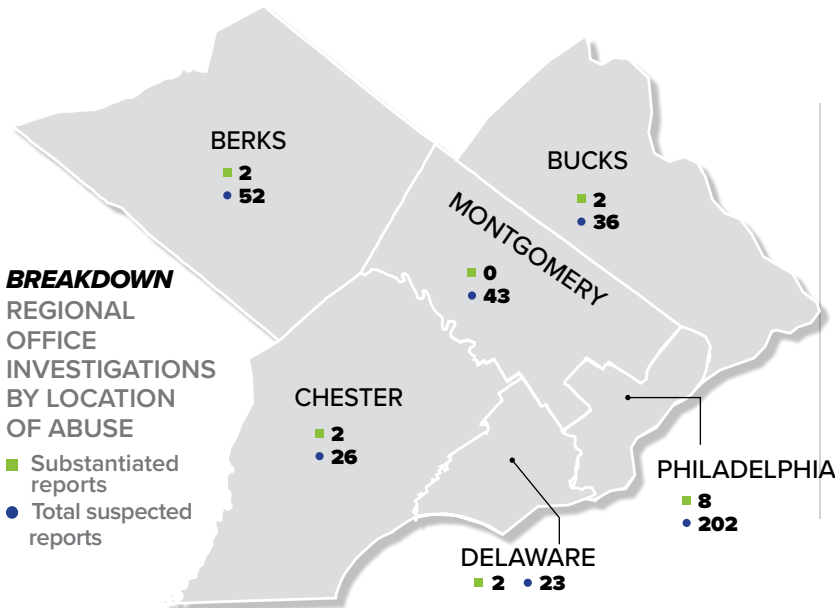
TOTAL REPORTS BY SETTING OF INCIDENT

- 74** (19.4%) Adoption Services
- 100** (26.2%) Foster family care
- 91** (23.8%) Other child care services
- 109** (28.5%) Residential Services
- 8** (2.1%) Unknown



SUBSTANTIATED REPORTS

- 2** (12.5%) Adoption Services
- 3** (18.8%) Foster family care
- 4** (25.0%) Other child care services
- 7** (43.8%) Residential Services
- 0** (0.0%) Unknown

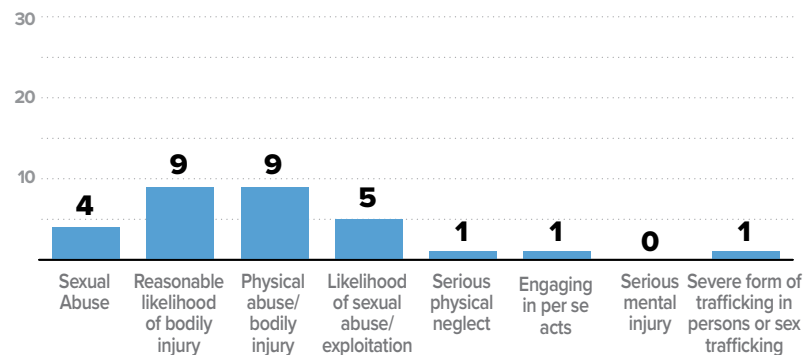


BREAKDOWN REGIONAL OFFICE INVESTIGATIONS BY LOCATION OF ABUSE

- Substantiated reports
- Total suspected reports

BREAKDOWN

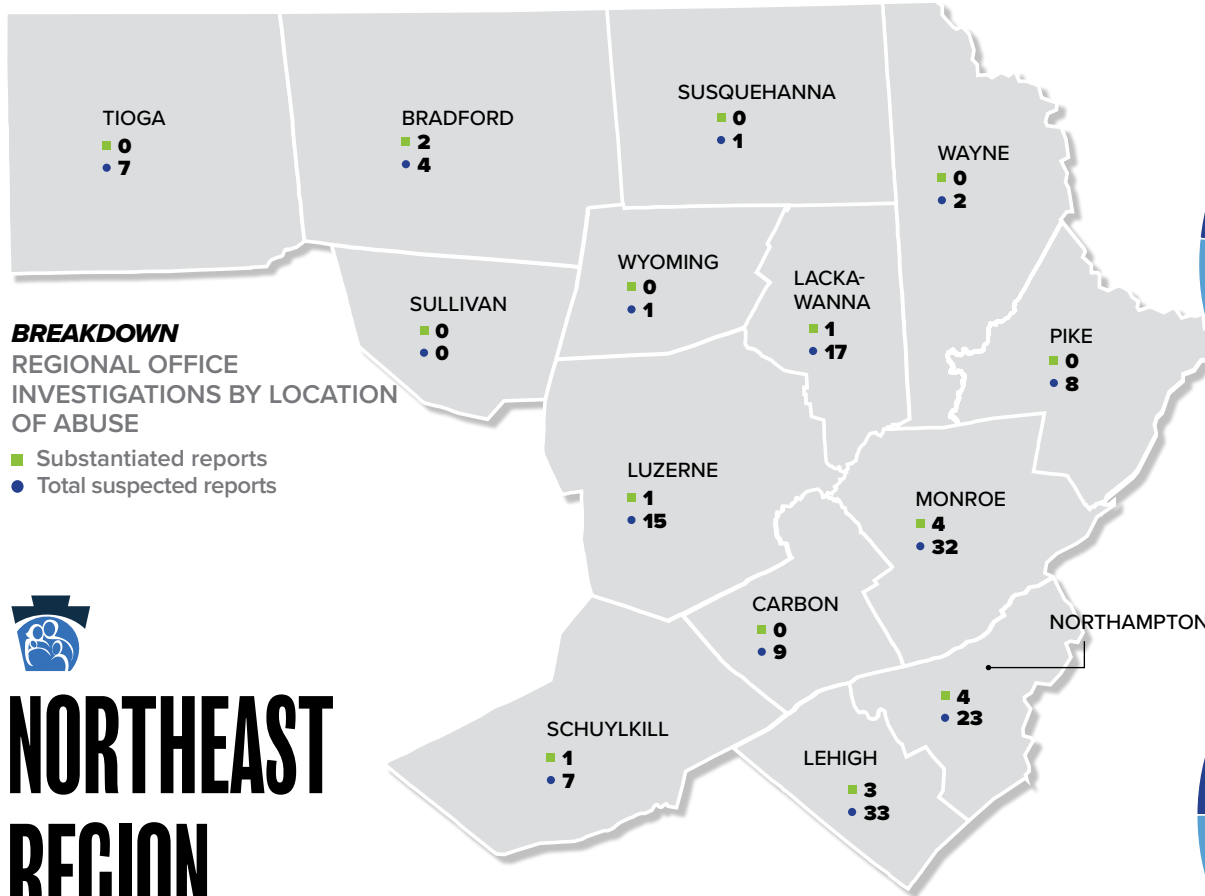
SUBSTANTIATED REPORTS BY ALLEGATION



NOTE: A report may have more than one substantiated allegation; therefore, the total number of allegations will be greater than the total number of substantiated reports.

Percentages may not equal 100 percent due to rounding.





NORTHEAST REGION

159

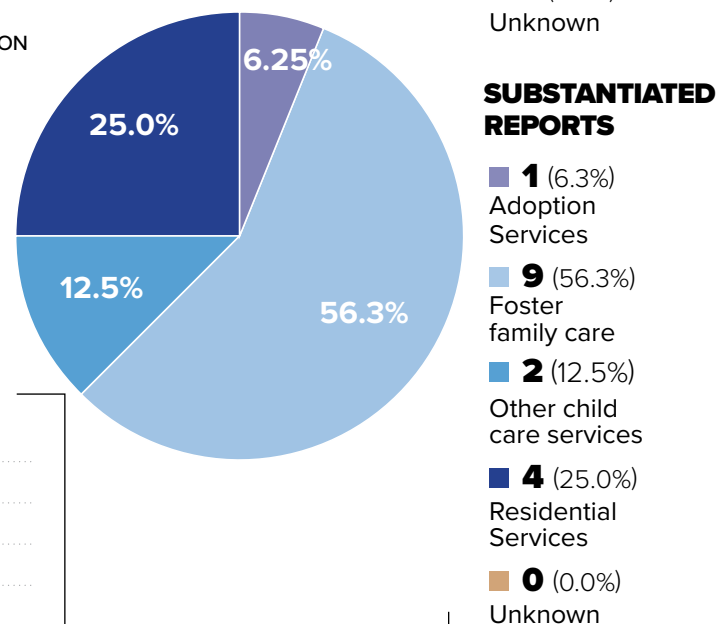
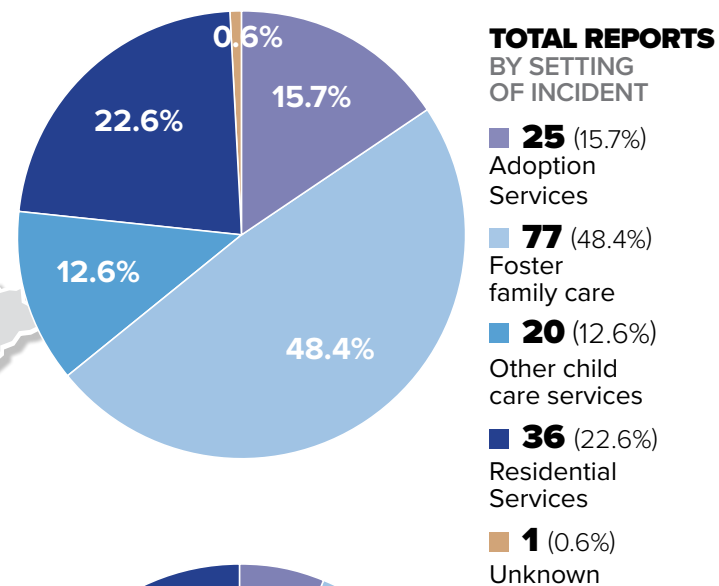
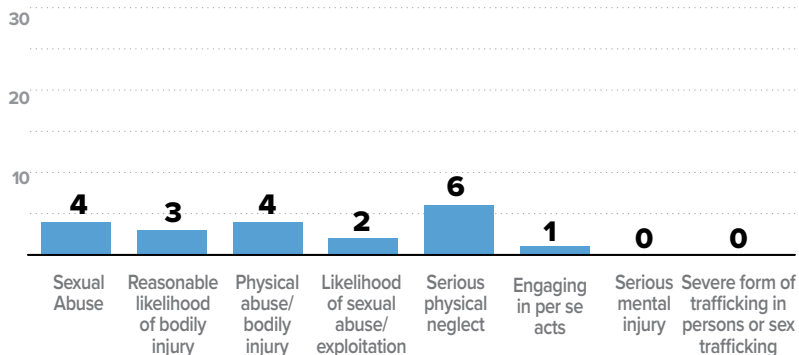
TOTAL REPORTS

16

SUBSTANTIATED REPORTS

2024 FATALITIES INVESTIGATED
Northeast Region ► 0/60

BREAKDOWN SUBSTANTIATED REPORTS BY ALLEGATION



NOTE: A report may have more than one substantiated allegation; therefore, the total number of allegations will be greater than the total number of substantiated reports.

Percentages may not equal 100 percent due to rounding.



CENTRAL REGION

253

TOTAL REPORTS

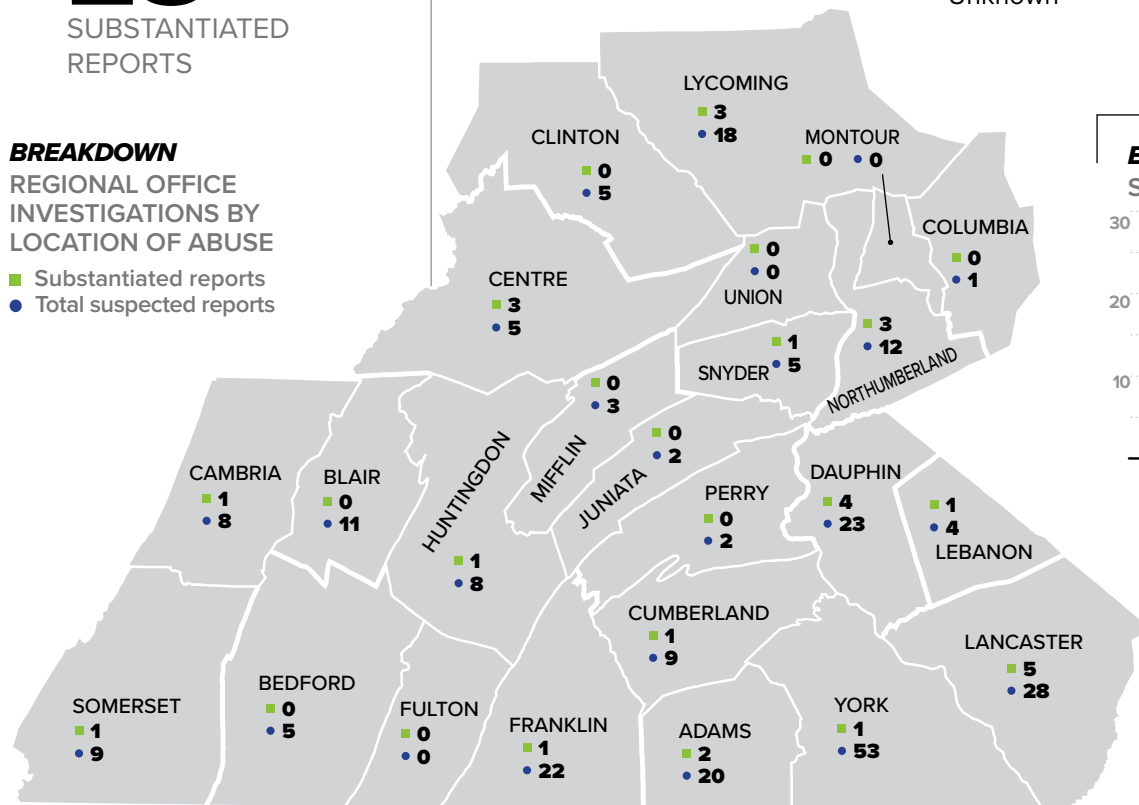
28

SUBSTANTIATED
REPORTS

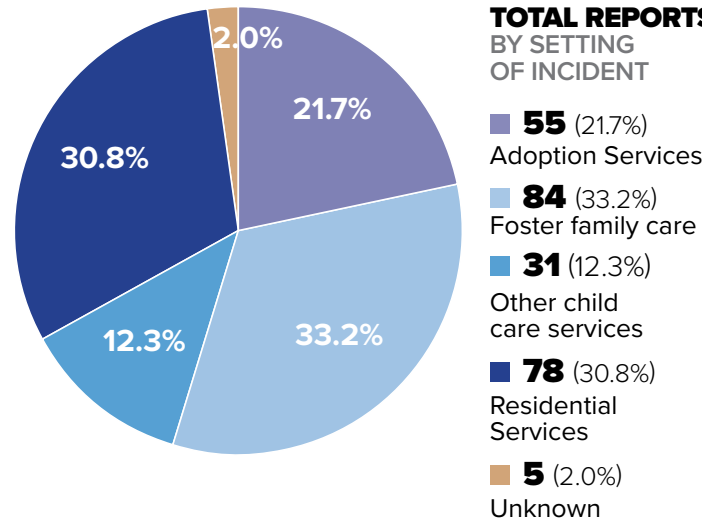
BREAKDOWN

REGIONAL OFFICE
INVESTIGATIONS BY
LOCATION OF ABUSE

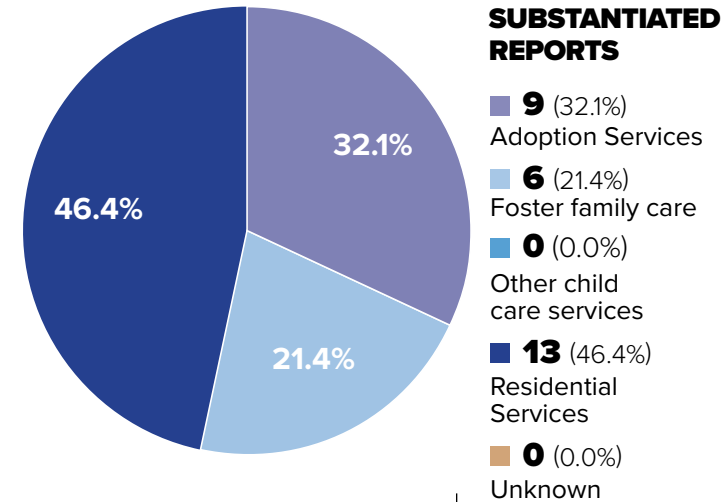
- Substantiated reports
- Total suspected reports



TOTAL REPORTS BY SETTING OF INCIDENT

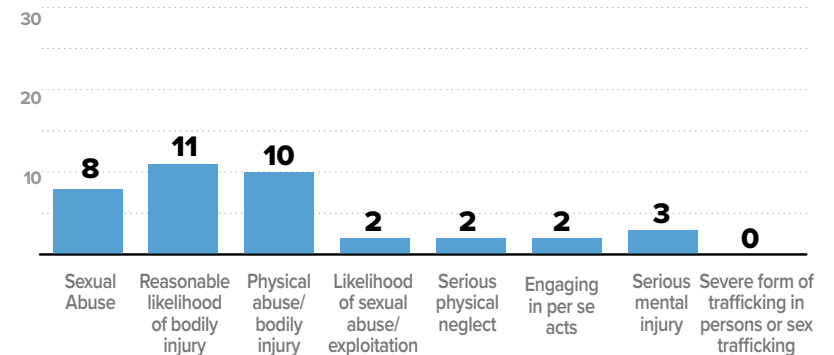


SUBSTANTIATED REPORTS



BREAKDOWN

SUBSTANTIATED REPORTS BY ALLEGATION



2024 FATALITIES INVESTIGATED

Central Region ▶ 1/60

NOTE: A report may have more than one substantiated allegation; therefore, the total number of allegations will be greater than the total number of substantiated reports.

Percentages may not equal 100 percent due to rounding.

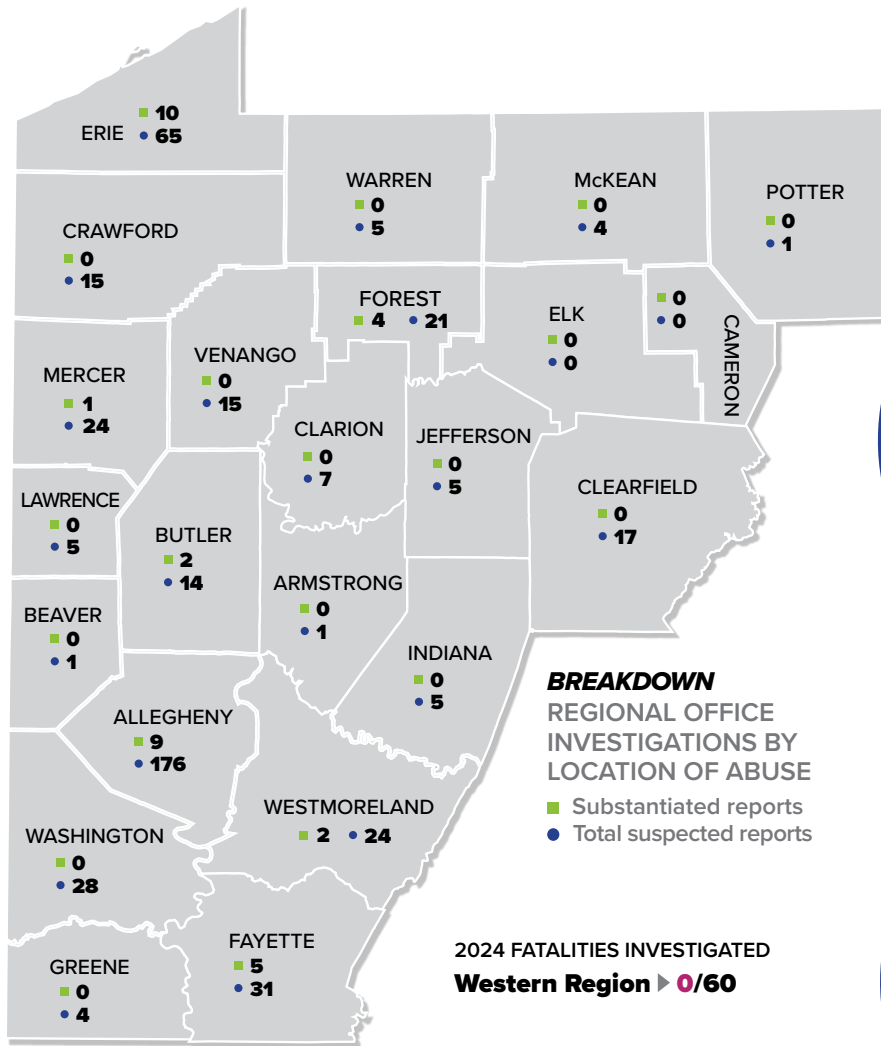




WESTERN REGION

468
TOTAL REPORTS

33
SUBSTANTIATED
REPORTS

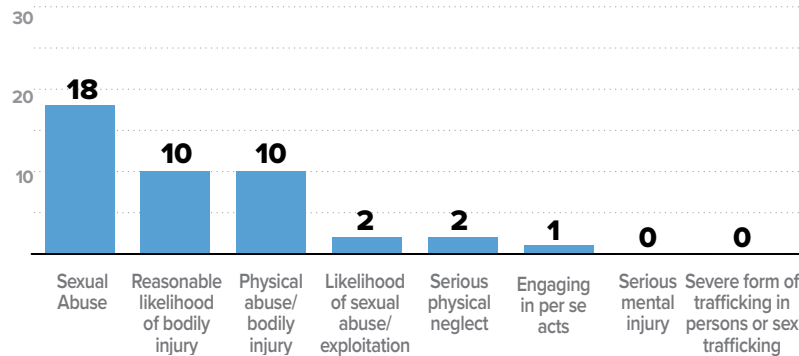


BREAKDOWN
REGIONAL OFFICE
INVESTIGATIONS BY
LOCATION OF ABUSE

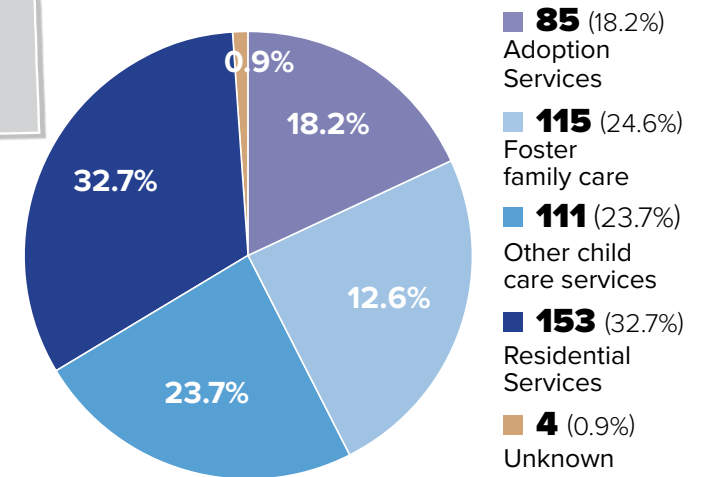
■ Substantiated reports
● Total suspected reports

2024 FATALITIES INVESTIGATED
Western Region ▶ 0/60

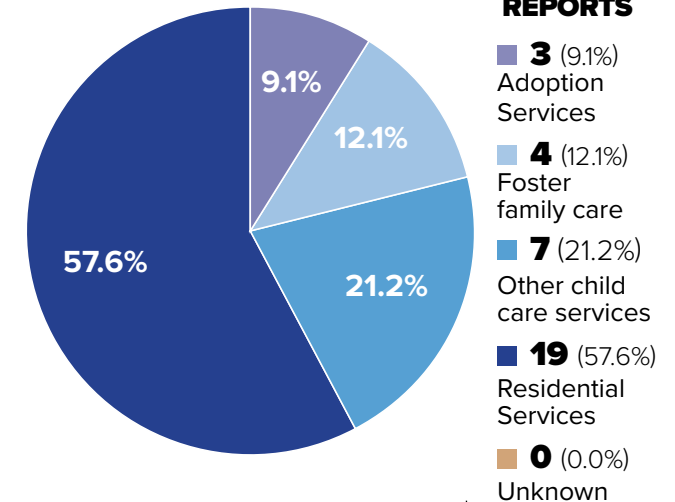
BREAKDOWN
SUBSTANTIATED REPORTS BY ALLEGATION



TOTAL REPORTS
BY SETTING
OF INCIDENT



SUBSTANTIATED REPORTS



NOTE: A report may have more than one substantiated allegation; therefore, the total number of allegations will be greater than the total number of substantiated reports.
Percentages may not equal 100 percent due to rounding.





CHILD ABUSE IN CHILD CARE SETTINGS

THE CHILD PROTECTIVE SERVICES LAW

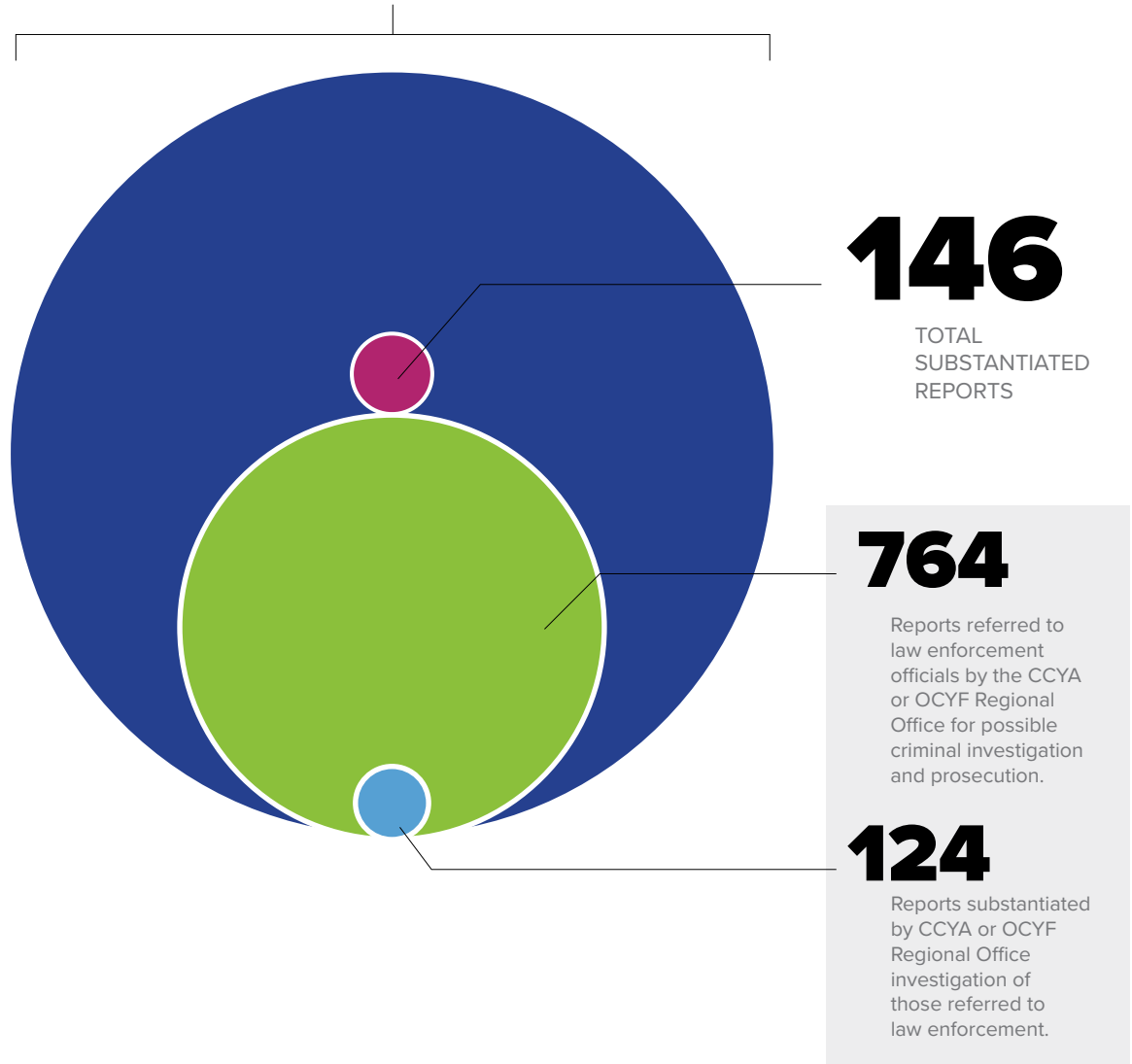
requires DHS to report on the services provided to children who were abused in child care settings and the action taken against the perpetrators. Child care settings include family child care homes, child care centers, foster homes, boarding homes for children, juvenile detention centers, residential facilities, and institutional facilities. It does not include baby sitters (paid or unpaid) arranged by parents.

In 2024, there were 1,396 reports for suspected abuse of children in child care settings. A total of 146, 10 percent, were substantiated. DHS investigated 85 of the substantiated reports because the alleged perpetrators were agents of a CCYA.

Social services were planned and/or provided to alleged victims, parents, and/or perpetrators involved in the investigated reports, when appropriate. In 764 reports, 55 percent, information was referred to law enforcement officials by the CCYA or OCYF Regional Office for criminal investigation and prosecution; 124 of these reports were substantiated by the CCYA or OCYF Regional Office investigation.

1,396

SUSPECTED REPORTS OF CHILD ABUSE
IN CHILD CARE SETTINGS



SUBSTANTIATED REPORTS IN CHILD CARE SETTINGS
TYPES OF ABUSE BY SETTING AND BY PERPETRATOR

- PHYSICAL ABUSE/BODILY INJURY

REASONABLE LIKELIHOOD OF BODILY INJURY

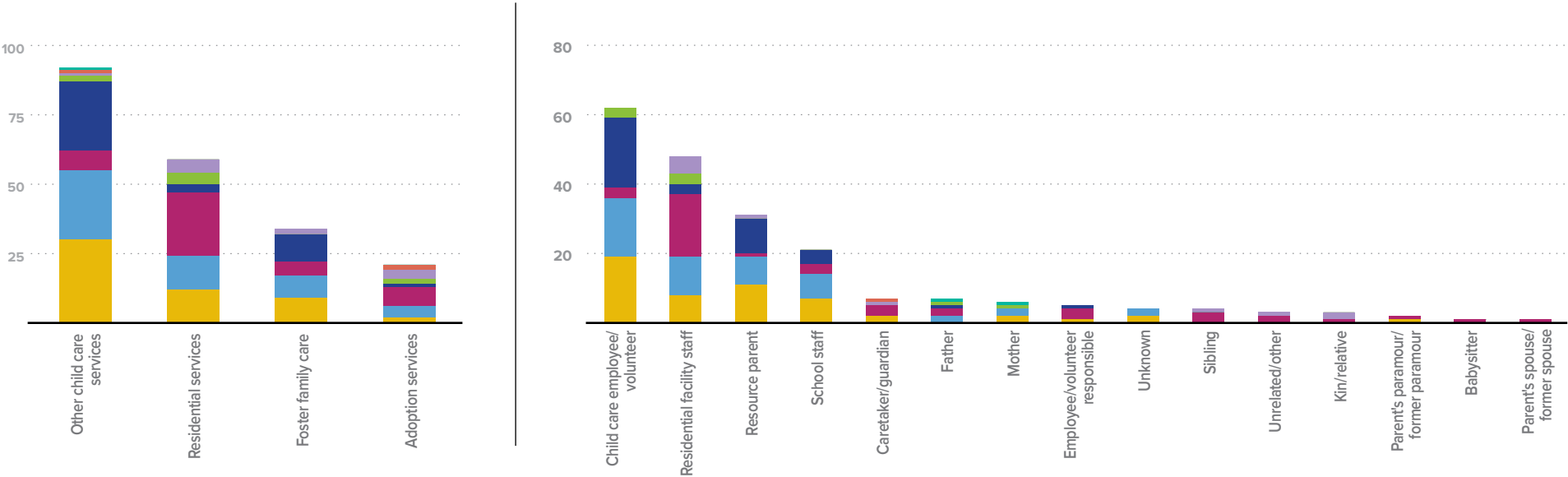
SEXUAL ABUSE
- SERIOUS PHYSICAL NEGLECT

ENGAGING IN PER SE ACTS

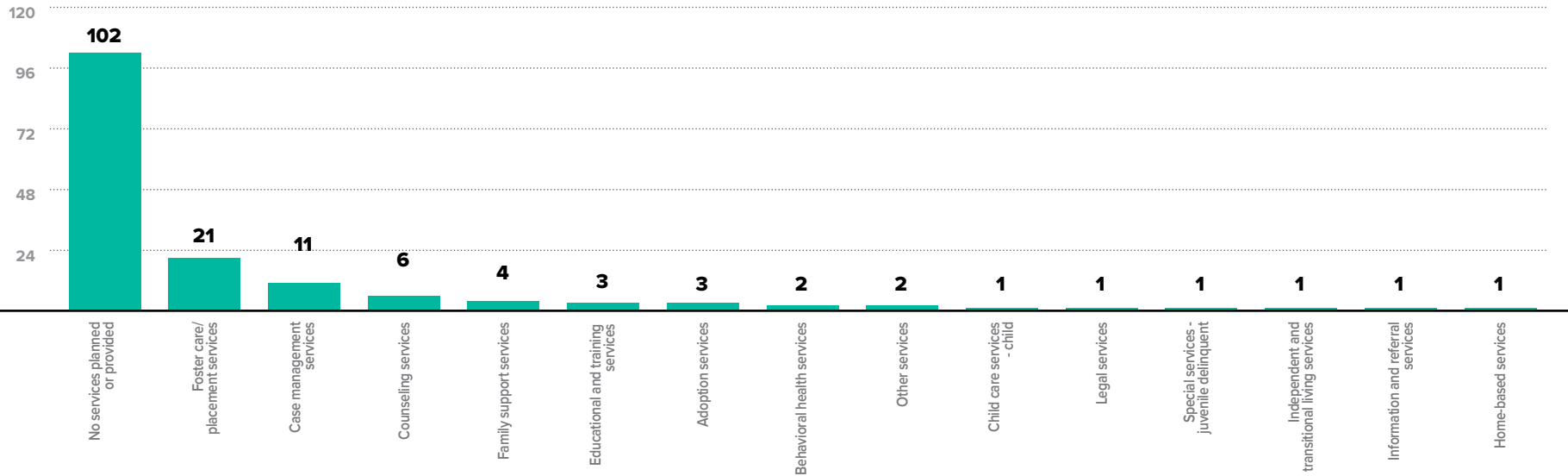
LIKELIHOOD OF SEXUAL ABUSE/EXPLOITATION
- SEVERE FORM OF TRAFFICKING OR SEX TRAFFICKING

SERIOUS MENTAL INJURY

NOTE: A report may have more than one category of abuse and more than one perpetrator; therefore, the total category of abuse number and perpetrator number may be greater than the total number of reports.



SERVICES PLANNED OR PROVIDED FOR SUBSTANTIATED REPORTS IN CHILD CARE SETTINGS
FOR CHILD, PARENT, AND/OR PERPETRATOR



NOTE: More than one service may be provided; therefore, the total number of services will be greater than the number of reports.



CHILD CARE DEVELOPMENT FUND REPORTING

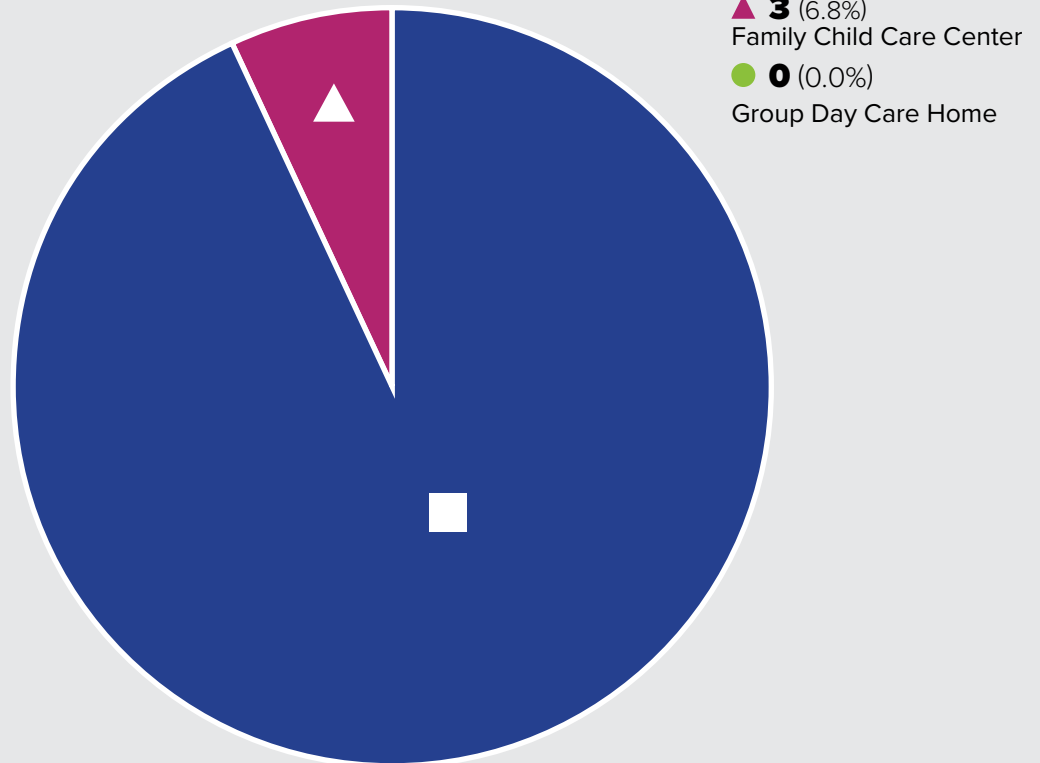
THE CHILD CARE AND DEVELOPMENT BLOCK GRANT (CCDBG) ACT OF 2014

is a law that authorizes the Child Care and Development Fund (CCDF) program. CCDF is administered by states, territories and tribes and outlines how federal funds will be used to provide financial assistance to low-income families to access child care. A final rule implementing the CCDBG Act and updating the CCDF regulations for the first time since 1998 were published on September 23, 2016. The rule applies to states, territories and tribes administering CCDF and incorporates and clarifies changes made through the bipartisan CCDBG Act.

The Act and rule establish a baseline for health, safety, and quality through requirements which include a requirement for states to make available by electronic means, information showing the number of deaths, serious injuries and instances of substantiated child abuse that occur in child care settings each year. OCYF added this section for the first time to the 2021 Annual Child Abuse Report in order to support the Office of Child Development and Early Learning (OCDEL) in providing data that will satisfy the requirements to report these substantiated child abuse cases which occur in Child Care Centers, Family Child Care and Group Day Care Homes.

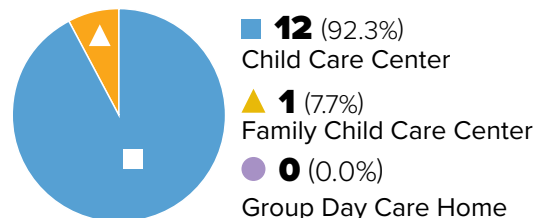
In 2024, there were 44 substantiated reports of child abuse that involved these types of settings. Of these reports, 13 involved substantiated allegations of physical abuse/bodily injury, and 0 involved a substantiated fatality. Further breakdowns of these totals by facility type can be found in the corresponding tables in this section.

ABUSE IN OCDEL FACILITIES SUBSTANTIATED REPORTS

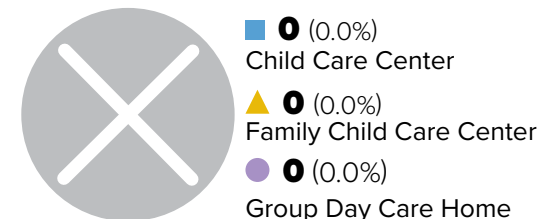


ABUSE IN OCDEL FACILITIES BY ABUSE TYPE SUBSTANTIATED REPORTS

PHYSICAL ABUSE/BODILY INJURY



FATALITY





RACE/ETHNICITY METRICS

PENNSYLVANIA IS COMMITTED to addressing racial disparities in the child welfare system. Understanding the impact of racial disparity in the child welfare system requires recognition of the points at which bias can enter the system and how inequities at each point can impact the trajectory of children and families as they move through the system. Racial disparity can often be found at the very point where families often first come into contact with the child welfare system.

In Pennsylvania, there are significant racial disparities in the number of suspected child abuse and neglect reports that are received by the CCYAs and ChildLine, Pennsylvania's child abuse hotline. The **2021 DHS Racial Equity Report** noted that Black children made up 14 percent of the total child population in Pennsylvania but represented 21 percent of potential victims of abuse in child protective service reports.

Prior to the development of the current Child Welfare Information System (CWIS), race and ethnicity data was not maintained within the Statewide database. However, changes to the Child Protective Services Law (CPSL) that became effective on December 31, 2014, added a stipulation that the Statewide database should include the race and ethnicity of subjects of reports. As a result, the current CWIS was developed in a manner which made it possible for race and ethnicity to be captured for subjects of reports.

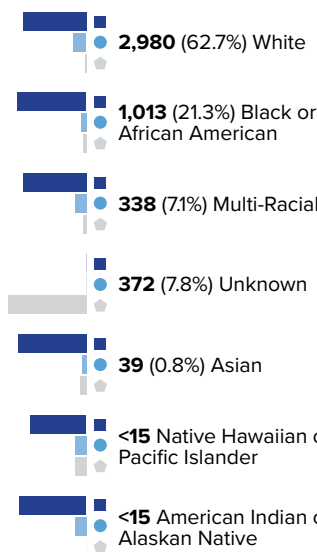
OCYF is committed to continuous quality improvement and using data driven decision-making. As part of this ongoing commitment, starting in 2021, the Annual Child Abuse Report was updated to include race/ethnicity metrics for the victims and perpetrators listed on Substantiated reports of child abuse, including Substantiated Fatalities and Near Fatalities. OCYF is committed to continuing to review the content of the Annual Child Abuse Report to determine other ways in which available race and ethnicity data may be further incorporated into future versions of the report. OCYF is committed to continuing to analyze the quality and content of this data in order to make decisions in the best of interest of children and families in Pennsylvania.

NOTE: Individuals may be listed on more than one substantiated report. A single child or perpetrator may therefore be represented more than once.

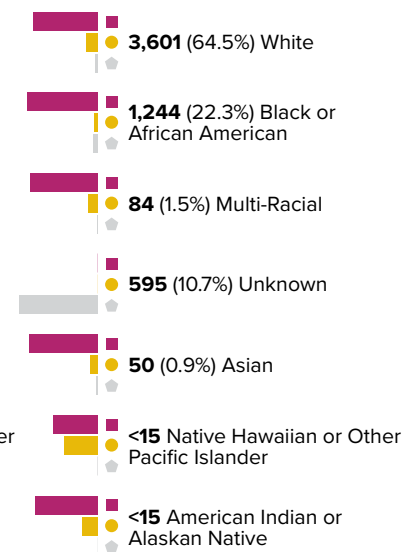
VICTIMS AND PERPETRATORS BY RACE/ETHNICITY SUBSTANTIATED REPORTS

■ NON-HISPANIC ■ HISPANIC ■ UNKNOWN

VICTIMS



PERPETRATORS



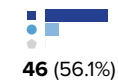
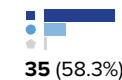
FATALITIES/NEAR-FATALITIES BY RACE/ETHNICITY SUBSTANTIATED

■ NON-HISPANIC ■ HISPANIC ■ UNKNOWN

VICTIMS

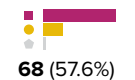
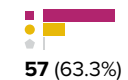
FATALITIES NEAR-FATALITIES

White

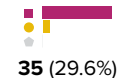
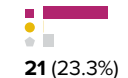
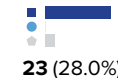
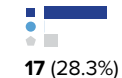


PERPETRATORS

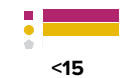
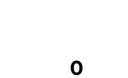
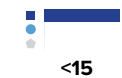
FATALITIES NEAR-FATALITIES



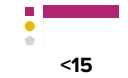
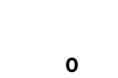
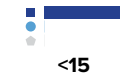
Black or African American





Multi-Racial



Asian



Unknown





HEARINGS AND APPEALS

THE NAME AND KNOWN IDENTIFYING INFORMATION

of an individual named as a perpetrator of a substantiated report of child abuse is maintained in the statewide database. DHS's ChildLine and Abuse Registry contains the findings of the investigation and notice is provided to all subjects of the report, including the person named as the perpetrator. If an individual is placed on the registry, they are notified that they are named as the perpetrator and this notice includes information regarding their right to file an appeal of an indicated report within 90 days of being notified. Only the person who has been named as the perpetrator has the right to file an appeal.

The person named as the perpetrator can request an administrative review by OCYF or bypass the administrative review and request a hearing before DHS's Bureau of Hearings and Appeals (BHA). The administrative review is performed by a panel of professionals within OCYF. The person named as the perpetrator and the investigating CCYA also have the right to request a hearing with BHA on the merits of the case if either party disagrees with the decision of the OCYF Administrative Review Panel.

At the hearing, the individual named as the perpetrator has the opportunity to present testimony and evidence to the BHA administrative law judge, as does the CCYA. All parties are notified by BHA of the scheduled hearing and outcome of the hearing. If the individual, named as the perpetrator, disagrees with the findings at the conclusion of a BHA hearing, they may request reconsideration by the Secretary.

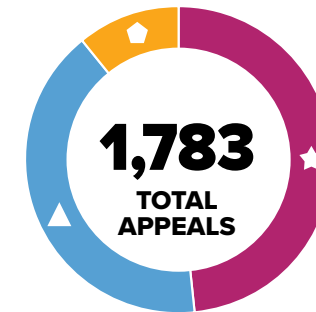
This request must be made in writing, within 15 calendar days of the mailing date of the final BHA Order. In addition, both parties may request that the Commonwealth Court review the appeal, if either party is not in agreement with the BHA ruling.

The CPSL also gives the Secretary of DHS the authority to amend or expunge any record in the statewide database, upon the request of the perpetrator, for "good cause shown." "Good cause shown" can include, but is not limited to:

- Newly discovered evidence that an indicated report of child abuse is inaccurate or is being maintained in a manner inconsistent with the CPSL; or
- A determination that the perpetrator in an indicated report of child abuse no longer represents a risk of child abuse and that no significant public purpose would be served by the continued listing of the person as a perpetrator in the statewide database.

Of the 976 requests for appeal that were upheld by an administrative or secretary review or dismissed by an administrative review, 408 requests were received for a hearing by BHA on the merits of the case. It is important to note, there are instances in which an appeal is requested for amendment or expunction prior to the hearing request being made to BHA, yet during the hearing, additional information is presented which allows the Department to determine that it is appropriate to amend or expunge the record based on "good cause shown." If this information is not received in sufficient time for the appellant to withdraw the request, these appeals are still reflected as overturned by BHA. If the information is presented early enough, the individual may have the opportunity to withdraw their appeal.

2024 HEARINGS AND APPEALS



NOTE: Hearings and Appeals data was extracted on 3/18/25. Data is representative of the appeal requests received by OCYF in the calendar year.

▲ **866** (48.6%)

ChildLine administrative review panel

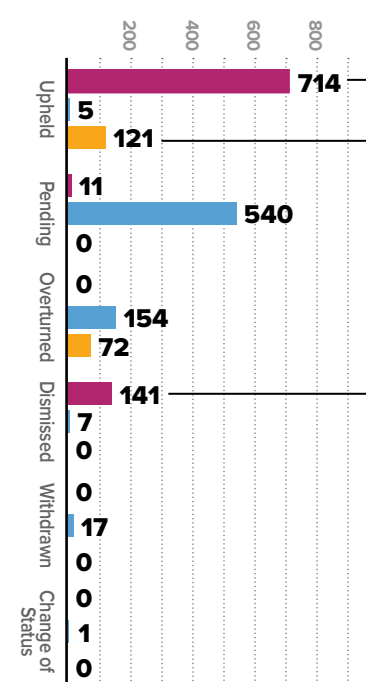
★ **724** (40.6%)

Directly to Bureau
of Hearings and Appeals

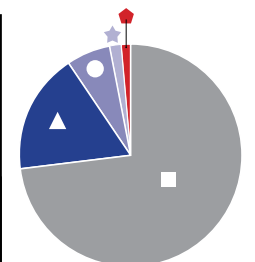
◆ **193** (10.8%)

Secretary review

BREAKDOWN APPEAL RESULTS



BREAKDOWN BUREAU OF HEARINGS & APPEALS REQUESTS AFTER ADMINISTRATIVE OR SECRETARY REVIEW



■ **302** Pending
▲ **76** Overturned
● **26** Dismissed
★ **3** Withdrawn
◆ **1** Upheld





CLEARANCES FOR EMPLOYEES AND VOLUNTEERS

THE CPSL establishes certain individuals must obtain clearances (statutorily referred to as certifications) in order to be employed, to be a resource parent (foster or adoptive), or volunteer with children. In some circumstances, a resource parent or an individual residing in the resource family home may be required to obtain additional clearances if they have lived out-of-state within the past five years. The CPSL also outlines the grounds for which these individuals would be prohibited from working or volunteering with children.

The Pennsylvania Child Abuse History Certification verifies whether the applicant is named in the Statewide database as the alleged perpetrator in a pending child abuse investigation or as the perpetrator of a founded report or indicated report. Clearances will not include information on unfounded reports of child abuse or general protective services assessments.

The purpose of requiring clearances is to provide employers and those selecting volunteers with information to use as part of a larger decision-making process when determining whether to hire someone as an employee or select them as a volunteer. A clearance does not replace a thorough interview and selection process.

Clearances are required for an employee when the individual will:

- Be responsible for a child's welfare; **or**
- Have direct contact with children, meaning they are providing care, supervision, guidance, or control to children or they have routine interaction with children.

Clearances are required for an employee at a minimum of every 60 months from the date of their oldest clearance. Clearances may be

required more frequently based on licensure and employer requirements.

Clearances are required for an unpaid adult volunteer every 60 months from the date of their oldest clearance when they will:

- Be responsible for a child's welfare; **or**
- Have direct volunteer contact with children, meaning they are providing care, supervision, guidance, or control to children and they have routine interaction with children.

These clearances may include the following:

- Pennsylvania Child Abuse History Certification;
- Pennsylvania State Police (PSP) Criminal Record Check; and
- Federal Bureau of Investigation (FBI) Criminal History Background Check through DHS (required for employees and some volunteers);
- National Sex Offender Registry (NSOR) Verification and out-of-state clearances (required for certain child-care providers).

Except for a child-care institution, a prospective adoptive parent or a prospective foster parent, an applicant may be employed on a provisional basis for a single period not to exceed 45 days if certain conditions are met.

An agency or organization is prohibited from hiring employees or selecting volunteers for a position involving children if the individual was named as a perpetrator in a founded report of child abuse committed within five years preceding when the clearance was verified. Conviction of certain crimes may prohibit working or volunteering with children. There are additional grounds for denying employment or service in child day-care center, group day-care home or family child-care home.

Over the course of 2024, the average processing time for a Pennsylvania Child Abuse History Certification was above four days, a decline from 2023 which was slightly over three days. The CPSL mandates that requests for these certifications be completed within 14 calendar days.

Agencies and organizations must ensure that clearances are obtained in accordance with the CPSL. To determine the individuals who are required to obtain clearances, please see the fact sheets at www.KeepKidsSafe.pa.gov. The website also has information on how often employees and volunteers need to submit updated clearances, and the fees associated with clearances. Information on how to obtain the required clearances is also available, including the ability to submit and pay for the Pennsylvania Child Abuse History Certification online.





CLEARANCES

CHILD ABUSE HISTORY CLEARANCE APPLICATIONS

893,558


TOTAL APPLICATIONS

5,768

APPLICATIONS THAT NEED
ADDITIONAL INFORMATION
FROM APPLICANT

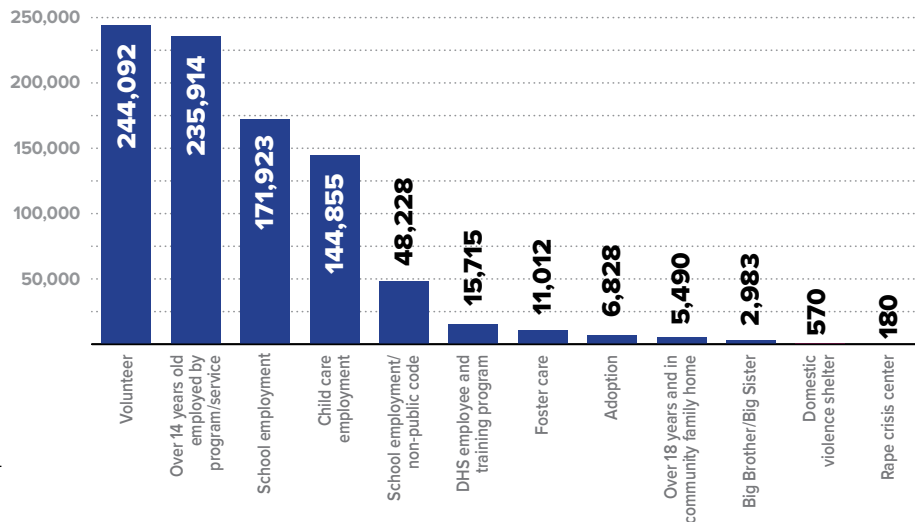
887,790

APPLICATIONS PROCESSED



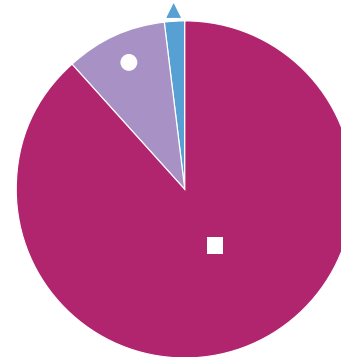
BREAKDOWN

CLEARANCE APPLICATIONS PROCESSED BY CATEGORY



2,665

INDIVIDUALS
IDENTIFIED AS
SUBSTANTIATED
OR ALLEGED
PERPETRATORS



2,356 (88.4%)
Substantiated perpetrators

264 (9.9%)
Alleged perpetrators
in reports pending
investigations

45 (1.7%)
Alleged perpetrators
where the outcome
was pending criminal
or juvenile court

NATIONAL SEX OFFENDER REGISTRY VERIFICATION

To maintain compliance with the federal Child Care Development Block Grant, the Office of Child Development and Early Learning (OCDEL) partnered with the Office of Children, Youth, and Families to provide applicants with a verification letter confirming their name search on the National Crime Information Center's National Sex Offender Registry (NSOR). This national search must be performed for any individual working for or as a regulated child-care provider and any relative child-care providers caring for children receiving subsidized child-care. The verification letter is valid for 60 months. Individuals continuing their relationship with child-care as a provider or resident must renew their clearance prior to its expiration.

There were a total of 74,607 applications processed in 2024, with no applicants found to be registered in NSOR.

NOTE: Clearance data provided was extracted on 2/26/2025.





FEDERAL BUREAU OF INVESTIGATION RECORDS REQUESTS

INDIVIDUALS WHO WORK OR VOLUNTEER with children in certain circumstances are required to obtain a Federal Bureau of Investigations (FBI) Criminal History Background Check through DHS before working with or volunteering with children. The data in this section reflects a compilation of all individuals who have applied for the fingerprint-based criminal history background check in 2024.

The following individuals are required to obtain a DHS FBI Criminal History Background Check in accordance with the CPSL as part of the record check process: child care services employees, school employees not governed by the Public School Code, foster parents, adult household members in foster homes and prospective adoptive homes, prospective adoptive parents, individuals providing child care services under contract with a child care facility or program, and adult household members of family living homes, community homes for individuals with an intellectual disability, and host homes for children.

Adult volunteers who have not lived in Pennsylvania for the last 10 consecutive years must also obtain a DHS FBI Criminal History Background Check. Excluding volunteers in a child day-care center, group day-care home or family child-care home, prospective adult volunteers who have lived in Pennsylvania for the last 10 years and swear or affirm in writing that they are not disqualified from service pursuant to Section 6344(c) of the CPSL or have not been convicted of an offense similar in nature under the laws or former laws of the United States or one of its territories or possessions, another state, the District of Columbia, the Commonwealth of Puerto Rico or a foreign nation, or under a former law of this Commonwealth are not required to obtain the DHS FBI Criminal History Background Check.

Effective October 31, 2022, applicants who pre-register for fingerprinting through IDEMIA by IdentoGo, the commonwealth's vendor for fingerprinting necessary to complete a DHS FBI Criminal History Background Check, using a DHS service code are able to receive their results electronically via email if they are found to have no record, helping applicants obtain their result more efficiently. All results are still transmitted by US Mail to all applicants.

For more information on FBI and other required record checks, please visit www.KeepKidsSafe.pa.gov.

FBI RECORDS REQUESTS

INDIVIDUAL BACKGROUND CHECKS AND RESULTS



■ **363,294**
RESULTS WITH NO RECORD

▲ **34,872**
RESULTS WITH A RECORD

● **2,389** REQUESTS WHICH NEED
ADDITIONAL INFORMATION FROM
APPLICANT

★ **508** REQUESTS REJECTED THE
FIRST TIME AND NOT REPRINTED.

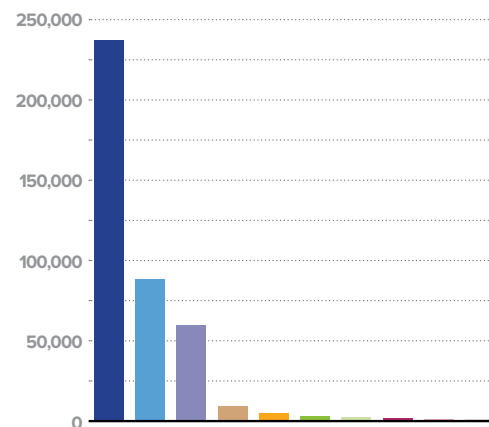
◆ **103** REQUESTS PENDING RESEARCH

✖ **0** REQUESTS WAITING FOR
FBI NAME SEARCH

RESULTS: CRIMINAL HISTORIES

1,196 Of the 34,872 total results with a record were crimes that would disqualify an applicant from working or volunteering with a child in accordance with Section 6344 (c) of the CPSL or an equivalent crime under federal law or the law of another state.

BREAKDOWN PURPOSE OF FBI RECORD REQUESTS



■ **237,320**
Employee over age 14
with contact with
children

■ **88,003**
Child care services/
program employee

■ **58,898**
Volunteer

■ **8,308**
Foster parents

■ **4,121**
Prospective adoptive
parent

■ **1,970**
Family child care
home provider

■ **1,779**
Individual over age 18
in foster home

■ **1,051**
Individual over age 18 in
family living, community,
or host home

■ **456**
Individual over age 18
in prospective adoptive
home

■ **456**
Individual over age 18 in
licensed child care home

NOTE: FBI data provided
was extracted on 2/28/25.





STATEWIDE GENERAL PROTECTIVE SERVICES

GENERAL PROTECTIVE SERVICES (GPS) reports are those reports that do not rise to the level of suspected child abuse but allege a need for intervention to prevent serious harm to children. DHS is responsible for receiving and transmitting reports where GPS concerns are alleged. The CCYA is responsible for receiving and assessing reports of children in need of GPS in order to:

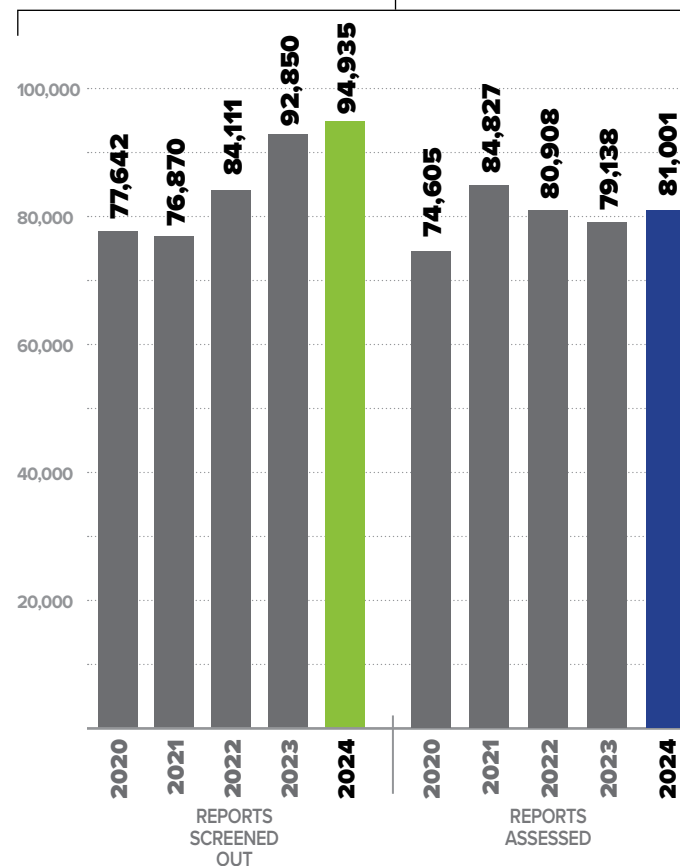
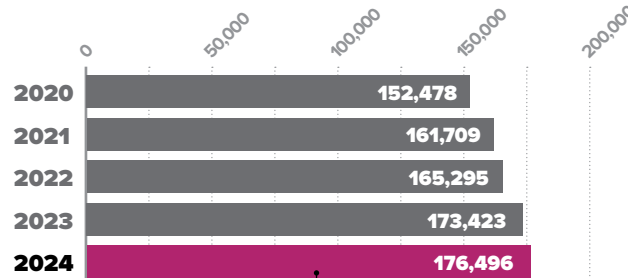
- Provide services to prevent abuse or neglect to children;
- Provide or arrange for and monitor the provision of those services necessary to safeguard and ensure the child's well-being and development; and
- Preserve and stabilize family life wherever appropriate.

GPS reports can be made by mandated or permissive reporters. While mandated reporters are only required to

CONTINUES ON PAGE 30

176,496

GENERAL PROTECTIVE SERVICES
TOTAL REPORTS



NOTE: Data for 2020 was extracted 03/22/21. Data for 2021 was extracted 3/21/22. Data for 2022 was extracted 3/27/23. In 2023, data was extracted 3/18/24. For 2024, data was extracted 3/18/25 and there were 560 reports awaiting outcomes.

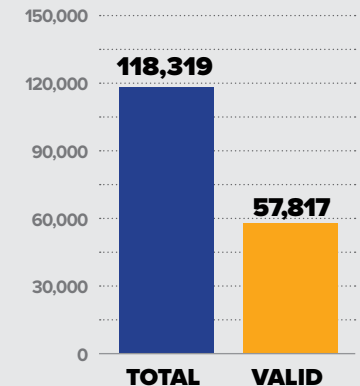
BREAKDOWN

ASSESSED REPORTS




39,561
VALID REPORTS

CHILDREN ASSESSED



CHILDREN ASSESSED PER 1,000 CHILDREN

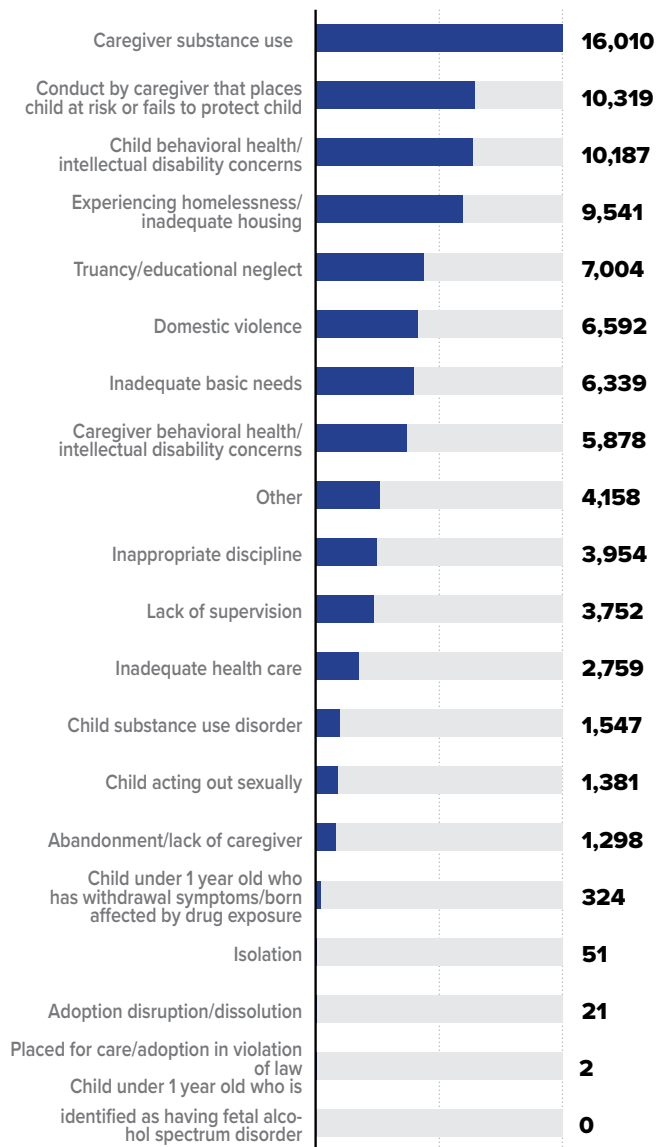


NOTE: A report may have more than one child; therefore, the number of children will be more than the number of reports.

VALID GPS CONCERNS BY TYPE

91,117

TOTAL VALID CONCERNS



STATEWIDE GENERAL PROTECTIVE SERVICES



CONTINUED FROM PAGE 29

report suspected child abuse, they continue to make the majority of reports alleging GPS concerns of children. When reports are received at ChildLine, staff assess the allegations, categorize the report, and send the report to the appropriate CCYA for assessment.

As with CPS reports, upon receiving a GPS report, the CCYA must see the child immediately if emergency protective custody has been taken, emergency protective custody is needed, or it cannot be determined from the report whether or not emergency protective custody is needed.

Otherwise, the CCYA prioritizes the response time to assure that children who are most at risk receive an assessment first.

CCYAs must complete their assessment within 60 days of receipt of a report. As with CPS reports, the CCYA must also provide or arrange for services necessary to protect the child and any other children in the home. Upon completion of the assessment, the CCYA must immediately notify DHS:

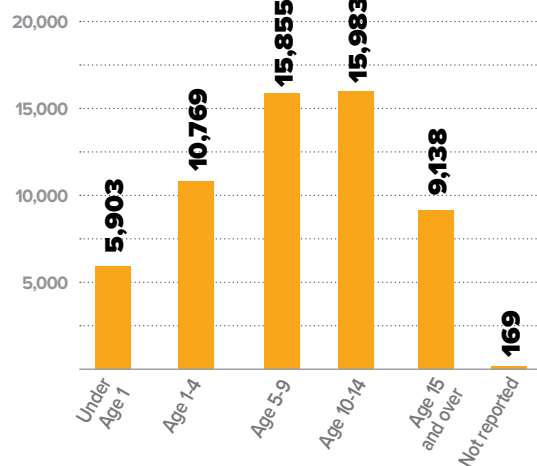
- If the report was determined to be valid or invalid; and
- If the family was accepted for services, referred to community services, or the case was closed.

Determining that a report was valid means there was merit to the concerns. Conversely, determining that a report was invalid means the concerns did not meet the criteria or rise to the level of a valid report.

If the family was accepted for services, the CCYA must also immediately notify DHS upon the closure of services.

Unlike CPS reports, the determination made on a GPS report is not used when processing a Pennsylvania Child Abuse History Certification, nor does submission of the outcome after the 60-day timeframe impact the final outcome determination. Timely submission of GPS outcomes is monitored and reviewed as part of DHS's licensure of CCYAs.

AGE OF CHILDREN VALID GPS REPORTS



CONTINUES ON PAGE 31



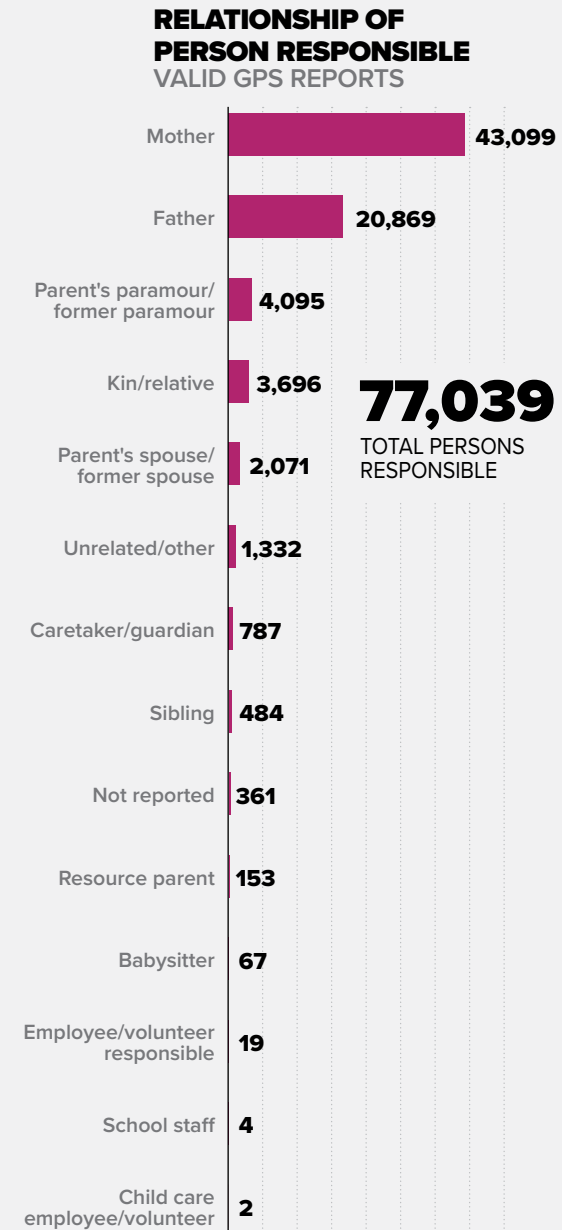
CCYAs also have the ability to screen-out GPS reports. The decision to screen-out a GPS report is made on a case-by-case basis by the CCYA and could be due to a number of different factors including, but not limited to:

- **Information Only** – The child/family requested information only and no other concerns exist warranting an assessment;
- **Referral to Other Community Services** – A child/family will benefit from other services in the community, which can best address the child/family's needs;
- **Referral Did Not Allege Abuse or Neglect Concerns** – The referral did not allege concerns that warrant the CCYA performing an assessment and there are no child safety concerns;
- **Courtesy Visit** – Another state or agency has requested an assessment; however, the child/family is not in need of service;
- **Law Enforcement Only** – A referral was made to law enforcement officials because the alleged perpetrator is not a perpetrator under the CPSL and there are no child safety concerns;
- **Insufficient Information/Unable to Assess** – The child/family is unable to be identified/located;
- **No Face-to-Face Contact/No Further Action Needed** – The CCYA contacted the child/family or other professionals via phone and no further action is required;
- **Face-to-Face Contact/No Further Action Needed** – The CCYA made one face-to-face contact with

child/family and no further action is required; or

- **Other Reason** – A reason that does not fall in the above categories, which requires the agency to record the specific reason.

GPS reports maintained in the statewide database at ChildLine must be expunged within certain timeframes based on the outcome and whether the family was accepted for services. Invalid GPS reports must be expunged one year and 120 days after the date the report was received by DHS. Valid GPS reports not accepted for services must be expunged 10 years and 120 days following the date the report was received by DHS or until the youngest child identified in the most recent GPS report reaches 23 years of age, whichever occurs first. Valid GPS reports accepted for services must be expunged 10 years and 120 days after the closure of services by the CCYA, or until the youngest child identified in the most recent GPS report reaches 23 years of age, whichever occurs first. CCYAs may continue to maintain information regarding these same valid GPS reports to assist in future risk and safety assessments and research for an indefinite amount of time, or the CCYA may amend or expunge these reports.



NOTE: Someone may be identified as a person responsible on more than one report; therefore, a person responsible may be counted more than once. A report may have more than one person responsible; therefore, the number of persons responsible exceeds the number of valid reports.

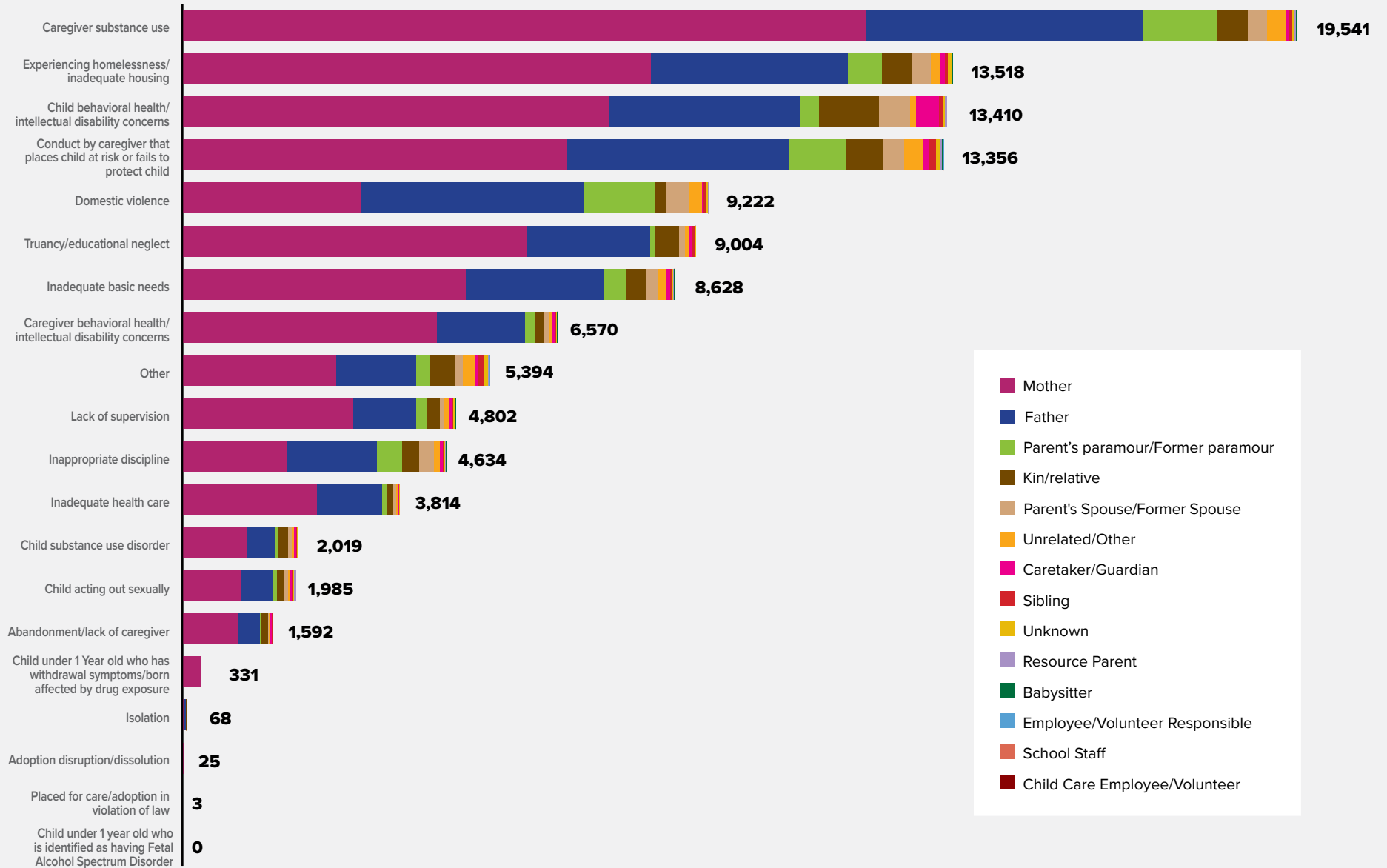


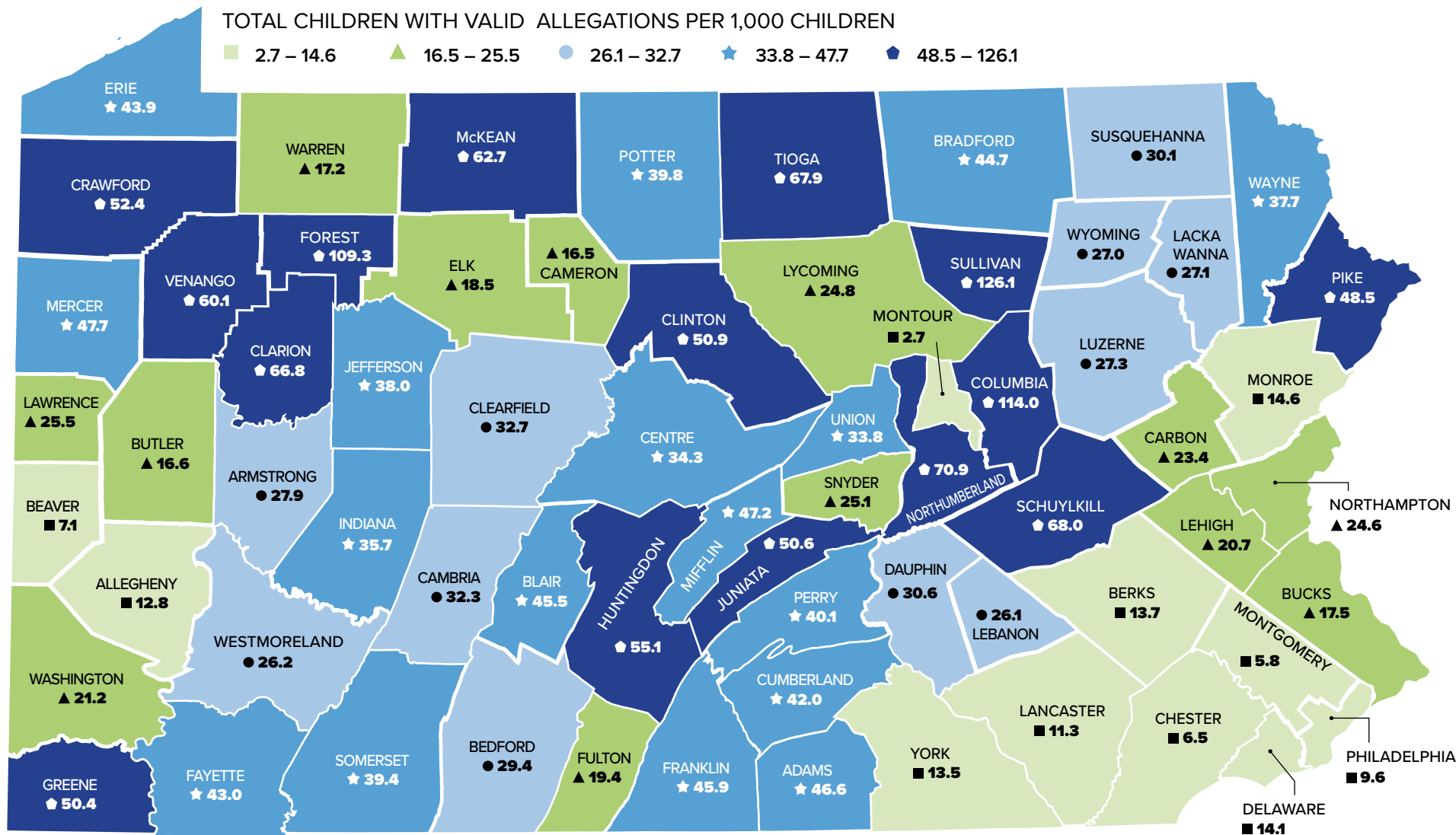
NOTE: A report may have more than one person responsible and more than one concern, therefore, the total number of concerns will be greater than the total number of reports.

CONCERN TYPE BY PERSON RESPONSIBLE VALID GPS REPORTS

117,916

TOTAL VALID CONCERNS





VALID GENERAL PROTECTIVE SERVICE REPORTS BY COUNTY

This map uses the number of children with valid allegations for every 1,000 children in each county. This approach takes into account different population sizes and allows for counties to be examined in comparable terms. There was a wide range in the number of children with valid allegations, with Sullivan (126.1) and Columbia (114.0) counties having the highest rates and Montour (2.7) and Montgomery (5.8) with the lowest rates. The average for rural counties was more than double the average for urban counties: the rural rate was 39.4 and the urban rate was 15.9.

NOTE: Urban and rural county classifications are from the Center for Rural Pennsylvania (www.rural.palegislature.us/demographics_rural_urban_counties.html) and are based on population density.



CHILDLINE

THE PENNSYLVANIA DHS CHILDLINE AND ABUSE REGISTRY

is a clearinghouse that receives reports of suspected child abuse and general child well-being concerns. The toll-free hotline, 1-800-932-0313, is available 24 hours a day, seven days a week to receive reports of suspected child abuse by phone. ChildLine also receives electronic reports made by mandated reporters using the online portal. ChildLine staff process reports of suspected abuse and disseminate them to corresponding CCYAs, law enforcement officials, OCYF Regional Offices, and other licensing agencies. If a report of suspected abuse is made directly to the CCYA, they are required to transmit those reports to ChildLine. Additionally, CCYAs and OCYF Regional Offices submit outcomes of CPS investigations and GPS assessments to ChildLine upon completion. Substantiated CPS and GPS reports are recorded in the statewide database.

As of December 31, 2024, there were a total of 178,568 substantiated CPS reports in the statewide database¹, an increase of two percent from 2023. ChildLine answered approximately 186,072 calls, a decrease of two percent from 2023. Calls involved suspected child abuse, reports of general protective services, complaints for licensing agency review and investigation, and referrals to law enforcement officials.

- Of the 41,070 reports for suspected abuse, 62 percent were made by phone, 8 percent were received by CCYAs and electronic transmission, and 30 percent were received directly through the online reporting system.
- In 2024, ChildLine received 26,137 law enforcement officials reports. These reports include incidents that involve a criminal act against a child where the individual who allegedly committed the act does not meet the definition of perpetrator in accordance with the CPSL. Law enforcement referrals are provided by ChildLine to the county district attorney's office where the incident occurred.
- Copies of 1,417 founded or indicated reports on 843 perpetrators were provided to the Sexual Offenders Assessment Board as required by Pennsylvania's Megan's Law; this was a nine percent increase from 2023. These reports were provided to aid the courts in determining whether the perpetrator should be classified as a sexually violent predator.
- In 2024, 4,889 children were moved from the setting where the alleged or actual abuse occurred. This represents an increase of 1 percent from the 2023 number, 4,824.
- 9,540 records checks were performed and provided to CCYAs or law enforcement officials to verify that other people participating in safety plans or caring for a child have no record of child abuse that would place the child at risk.

DEFINITION: Protective services alert — A request from another state to determine if a family received child welfare services in Pennsylvania.

¹ NOTE: This figure reflects the total number of substantiated reports since the database was established in 1975.

CHILDLINE 2024 TOTAL CALLS*

208,940

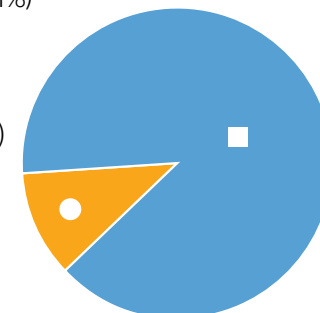
TOTAL CALLS RECEIVED

■ **186,072** (89.1%)

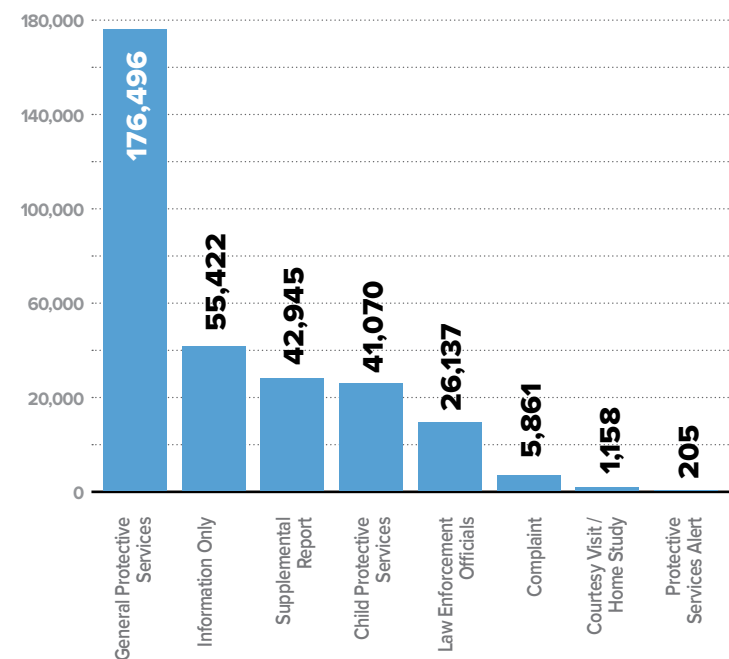
CALLS ANSWERED

● **22,868** (10.9%)

CALLS ABANDONED



BREAKDOWN REPORTS RECEIVED BY TYPE



NOTE: The breakdown of reports above includes reports received electronically and through phone calls to the hotline; therefore, the total number of reports will not match the calls answered. A single call to the hotline may result in more than one report.

Abandoned calls are calls which are terminated by the caller while they are waiting to be connected to a hotline worker.





FUNDING AND EXPENDITURES FOR CHILD WELFARE SERVICES

\$1.969 billion

TOTAL FUNDING FOR CHILD WELFARE SERVICES

\$1.234B

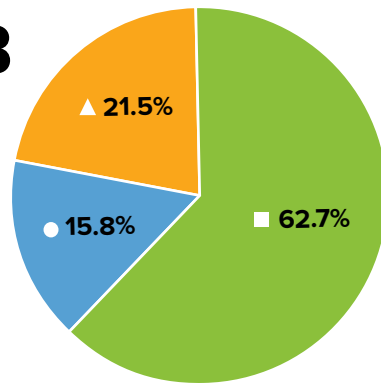
STATE FUNDS

\$424M

COUNTY FUNDS

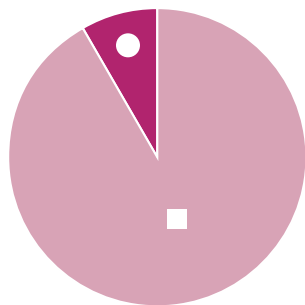
\$311M

FEDERAL FUNDS



\$310.886 million

TOTAL SPENT BY THE STATE AND COUNTY AGENCIES
TO INVESTIGATE CHILD ABUSE REPORTS AND ASSESS
GENERAL PROTECTIVE SERVICES REPORTS



\$287.673M

COUNTY COSTS

\$23.213M

STATE PERSONNEL COSTS

\$18.178M

OCYF headquarters
staff and ChildLine
staff that performed
child abuse work

\$5.035M

Personnel costs for
OCYF regional staff
who performed child
abuse investigations

PENNSYLVANIA'S CHILD WELFARE SYSTEM is responsible for a wide range of services to abused and neglected children, and dependent and delinquent children. \$1.969 billion was provided in funding for State Fiscal Year (SFY) 2023-24. This included \$1.234 billion in state funds, \$424 million in county funds, and \$311 million in federal funds. None of the federal funds were used for investigations and assessments.

\$310.886 million was spent by state and county agencies to investigate reports of suspected child abuse and assess GPS reports and related activities. Of the \$310.886 million, \$287.673 million was spent by counties. The state government spent the remaining \$23.213 million to fund personnel costs (salaries, benefits, and operating costs) for the percentage of time OCYF headquarters staff and ChildLine staff performed child abuse and general protective services related work (\$18.178 million), and personnel costs for OCYF Regional Office staff who performed child abuse investigations (\$5.035 million).

Personnel costs for OCYF headquarters staff were \$2.683 million. ChildLine personnel costs were \$15.495 million. ChildLine staff manage the state's 24-hour hotline to receive reports of suspected child abuse and general well-being concerns, and process child abuse clearances and FBI background checks for persons seeking employment or volunteer work involving responsibility for children's welfare or having direct contact with children in Pennsylvania.

To obtain the total expenditures for county agencies to conduct alleged child abuse investigations, refer to the individual county pages in this report. These numbers do not reflect total expenditures for all services provided by the county agencies.

NOTE: Four counties have not reported their total expenditures for SFY 2024; Therefore the total county expenditures is underreported. Expenditures for these counties are included through March 7, 2025. Data extracted 3/07/2025.

Percentages may not equal 100 percent due to rounding.





SAFE HAVEN OF PENNSYLVANIA

1.866.921.SAFE (7233) | www.secretssafe.org

THE DEATH OF BABY MARY, a newborn infant who was murdered by her mother and left in a dumpster in 2001, prompted the enactment of the commonwealth's Newborn Protection Act and the Safe Haven Program. Safe Haven's purpose is to protect newborns who might otherwise be abandoned or harmed. The Newborn Protection Act allows a parent to relinquish a newborn up to 28 days old at any hospital, a police officer at a police station, emergency services providers on the grounds of an entity employing the emergency services providers (such as emergency medical responder, technician, or paramedic), or a medical provider at an urgent care center. Parents should only relinquish newborns at those locations when staff are present as not all police stations, emergency services providers and urgent care centers are staffed 24/7. The parent is not criminally liable if the newborn has not been a victim of suspected child abuse or another crime. A newborn who is relinquished through Safe Haven is placed into foster care in a pre-adoptive home through the CCYA. Act 68 of 2017 expanded Safe Haven to allow newborn relinquishment with emergency services providers on the grounds of an entity employing the emergency services providers. It also permits Safe Haven locations the option to install an incubator for the care of a newborn accepted under this law. Act 134 of 2024 permits health care providers at urgent care centers to accept newborns. The CCYA is required to do the following when a newborn is relinquished through Safe Haven:

- Make diligent efforts within 24 hours to identify the newborn's parent, guardian, custodian, or other family members and to notify them of the whereabouts of the newborn and the reasons that the newborn was taken into protective custody; and
- Assume responsibility for making decisions regarding the newborn's medical care, unless otherwise provided by court order.

To ensure that accurate information about Safe Haven is available, the department maintains a statewide, toll-free helpline, 1-866-921-SAFE (7233), and the Safe Haven website, www.secretssafe.org. Additional information regarding the Safe Haven program, marketing materials and educational materials can be found on this website. The department ran a media campaign for Safe Haven in May, June and September of 2024 which generated 241,857 clicks to the Safe Haven website. The statewide helpline operates 24 hours a day, 365 days a year, Safe Haven calls are prioritized ahead of other calls. Helpline Specialists provide information about Safe Haven and allow callers to speak directly with someone to find the location of the nearest hospital, police station, emergency services provider or urgent care center, or other community resources. Helpline Specialists are trained in Active Listening for when these callers need an empathetic ear. In 2024, the helpline received 273 calls, with an average of 22.75 calls a month during the calendar year. The month of June had the highest number of calls received with a total of 49 and July had the second highest number with 40. Many calls were not related to Safe Haven, however, most calls that were related were for general information about the Safe Haven program or specific information on how to relinquish a newborn. Other calls received were regarding how children who had been relinquished through Safe Haven could be connected with their birth families, if a parent surrenders a newborn whether the other children would be removed, how to foster or adopt Safe Haven newborns and where to obtain Safe Haven marketing materials.

The www.secretssafe.org site includes information translated into Spanish and can be found under the Resources tab at www.dhs.pa.gov/secretssafe/Pages/default.aspx. The Helpline is aware of and was provided with the translated Safe Haven Brochure and posters.

In 2024, six newborns were relinquished in Northampton, Luzerne and Carbon counties (Northeast Region), Delaware county (Southeast Region), and Lancaster county (Central Region), Erie county (Western Region). Since the law was enacted in 2002, a total of 63 newborns have been received as Safe Haven infants by Pennsylvania hospitals, police stations and emergency services. These infants have come from 34 counties, with most relinquishments occurring in the Western region of the state (27 infants). The Central region had the second highest number of infants relinquished at 18, followed by 10 in the Northeast region and 8 in the Southeast region.

Relinquishments reported for previous years may contain partial data; therefore, the counts from previous years will not match the current total.



FEDERAL CHILD ABUSE PREVENTION AND TREATMENT ACT

SUBSTANCE-AFFECTED INFANTS

SINCE 2003, THE CHILD ABUSE PREVENTION AND TREATMENT ACT (CAPTA) has included requirements to ensure appropriate notification is given to child protective services agencies to address the needs of substance-exposed infants. On July 22, 2016, the Comprehensive Addiction and Recovery Act (CARA) amended CAPTA to expand the requirement of the development of a plan of safe care (POSC) for infants born and identified as affected by substance use, withdrawal symptoms resulting from prenatal substance exposure or a Fetal Alcohol Spectrum Disorder. To ensure the safety and well-being of these infants following their release from the care of health care providers, CARA removed the term “illegal” in reference to parental substance use and included addressing the health and substance use disorder treatment needs of the family or caregiver into the POSC. CARA also added requirements relating to data collection and monitoring for this population.

On June 28, 2018, Governor Tom Wolf signed Act 54 of 2018 which updated Pennsylvania’s Child Protective Services law. Act 54 brought Pennsylvania into compliance with CARA. Under Act 54 of 2018 health care providers, including those involved in the delivery or care of an affected infant or encountering an infant up to age one outside a hospital setting, are required to make a substance affected infant notification to PA DHS. State law stipulates that this notification by health care providers “shall not constitute a child abuse report.”

Pennsylvania remains committed to the development of a single policy agenda across the disciplines of child welfare, health, and drug and

alcohol treatment regarding substance-exposed infants and their families. This coordinated response addresses screening and referral to treatment, coordination of care for the infant and family, and continued support for the professionals working with infants and their families. The Pennsylvania Plan of Safe Care Guidance provides policies and procedures to support physical health care providers, public and private child welfare agencies, and substance use treatment providers.

In October of 2020, OCYF began to capture all Substance Affected Infant (SAI) Notifications made to ChildLine in the Child Welfare Information System (CWIS). The reports containing these notifications are either classified as General Protective Services (GPS) referrals or Information Only Type referrals, in cases where there are not child welfare concerns reported as part of the notification. For those SAI Notifications which are classified as GPS referrals and have valid outcomes, OCYF is also able to track the total number of children for whom a Plan of Safe Care was developed. As a result, the 2021 Annual Child Abuse Report was updated to include metrics related to these SAI Notifications, and the Plans of Safe Care reported as part of a valid GPS outcome.

In July 2021, OCYF offered county child welfare agencies (CCYAs) the opportunity to participate in a two-year non-competitive Plan of Safe Care Support grant. The grant provided CAPTA funding directly to CCYAs. Forty-one CCYAs opted to participate in the grant program. Allocation amounts were based on county class size. The funds are specifically to support POSC efforts at the county level.

Plan of Safe Care Support grants were reissued for SFY 23-24 with four one-year renewal options. Twenty-four counties opted to participate in the grant program. In the Fall of 2023, Pennsylvania entered into discussions with The National Center on Substance Abuse and Child Welfare to obtain targeted in-depth technical assistance to enhance the Commonwealth’s response to SAI and implementation of POSC. Technical assistance was scheduled to begin in the Summer of 2024.



SUBSTANCE AFFECTED INFANT NOTIFICATIONS

TOTAL REFERRALS

375

TOTAL GPS REFERRALS

255

TOTAL INFORMATION-ONLY TYPE REFERRALS

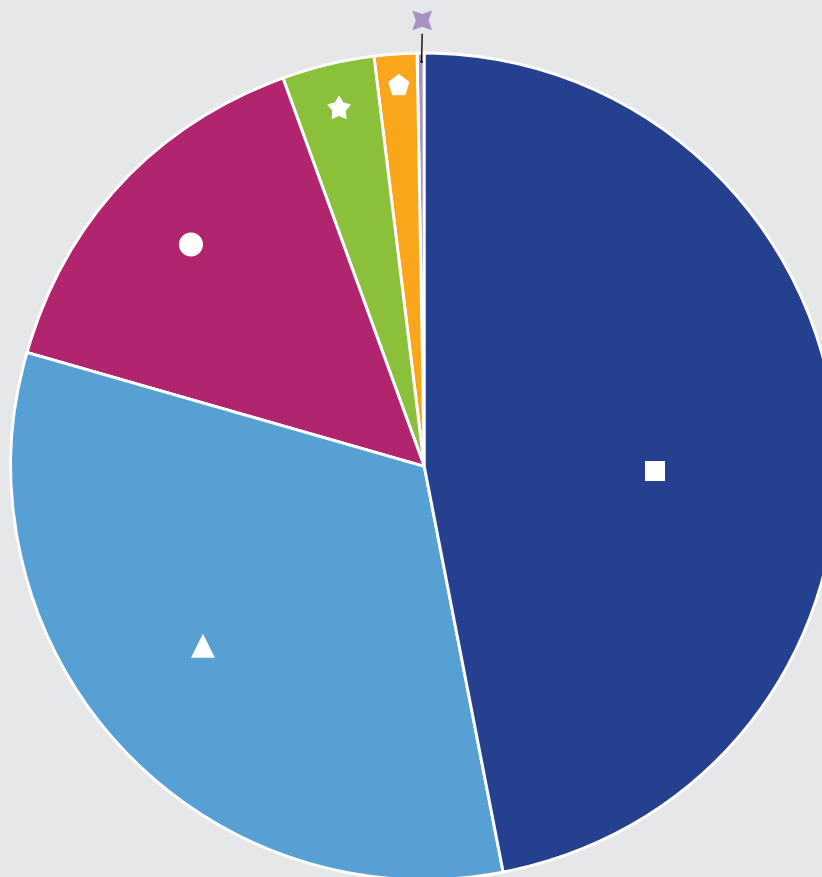
290

TOTAL SUBSTANCE-AFFECTED INFANTS FOR WHOM A POSC WAS DEVELOPED

NOTE: A single referral may contain more than one substance affected infant. POSC information is only available for GPS referrals which have valid findings for the substance exposure. A referral may have more than one notification type selected, so the total notification types will exceed the total number of referrals.

SUBSTANCE AFFECTED INFANT NOTIFICATIONS

NOTIFICATIONS BY TYPE



■ **336**
Medication-assisted treatment (Substance Use Disorder or Opioid Use Disorder)

▲ **232**
Illegal substance(s)

● **107**
Appropriate use of legally-prescribed medication (excluding SUD/OD treatment)

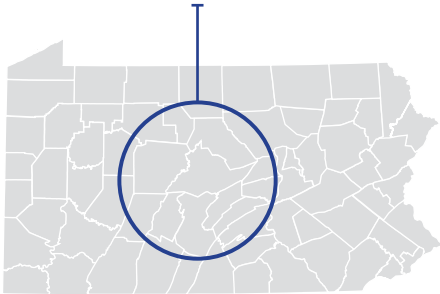
★ **26**
Misuse/abuse of legal medication (prescribed or unprescribed)

◆ **13**
Unknown substance(s)

✧ **< 11**
Alcohol



67



COUNTIES BY THE NUMBERS

The child welfare system in Pennsylvania is state-supervised and county-administered with both agencies having vital roles in the protection of children. DHS is responsible for assuring the availability and provision of public child welfare services, providing oversight and technical assistance to each CCYA, and establishing and enforcing policies and regulations that support the achievement of child welfare goals and outcomes. Additionally, DHS is responsible for the licensure of public and private child welfare agencies and the investigation of complaints received regarding these agencies.

Each CCYA is responsible for administering a program of children and youth services to children and their families. The county children and youth program includes services designed to:

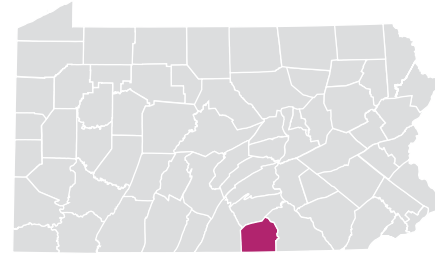
- Protect children from abuse and neglect and enable children to remain safely in their own homes and communities;
- Prevent dependency and delinquency of children and help them overcome problems that result in dependency and delinquency;
- Provide permanency and stability for children in their homes or in placement and preserve relationships and connections for children with their families and communities;
- Enhance the family's capacity to provide for their children's educational, physical, and behavioral health needs;
- Provide balanced attention to the protection of the community, the imposition of accountability for offenses, and the development of competencies to enable youth to become responsible and productive members of the community.

The following pages provide a snapshot of child abuse and neglect, and expenditures for investigations and assessments by county.



ADAMS COUNTY

RURAL // POPULATION • 105,183 / POPULATION UNDER 18 • 20,759



2024 REPORTS OF CHILD ABUSE

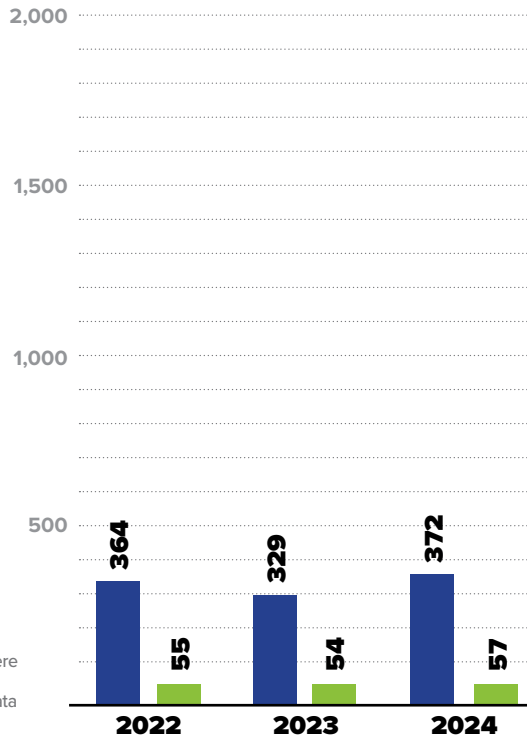
372

■ TOTAL REPORTS

57

■ SUBSTANTIATED
REPORTS

▲ NOTE: CPS and GPS data reported were investigated and substantiated by the CCYA and may vary from statewide data which include both CCYA and OCYF Regional Office investigations.



SUBSTANTIATED REPORTS BY SEX OF VICTIM

FEMALE

33

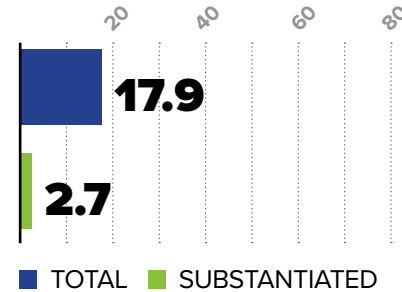
57.9%

MALE

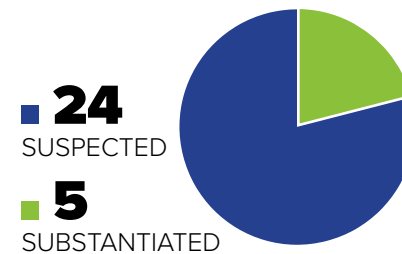
24

42.1%

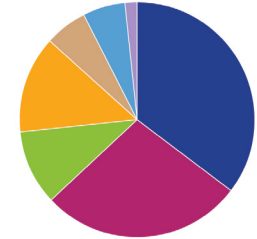
CHILD ABUSE REPORTS PER 1,000 CHILDREN



CASES OF REPEAT ABUSE SUBSTANTIATED REPORTS



TYPES OF ALLEGATIONS SUBSTANTIATED REPORTS



68 TOTAL
ALLEGATIONS

- **24** (35.3%) Sexual Abuse
- **19** (27.9%) Physical Abuse/Bodily Injury
- **7** (10.3%) Serious Physical Neglect
- **9** (13.2%) Reasonable Likelihood of Bodily Injury
- **4** (5.9%) Engaging in Per Se Acts
- **4** (5.9%) Likelihood of Sexual Abuse/Exploitation
- **1** (1.5%) Severe Form of Trafficking in Persons or Sex Trafficking
- **0** (0.0%) Serious Mental Injury

▲ NOTE: A report may have more than one allegation for each report; therefore, the total number of allegations will be greater than the total number of reports.

\$3,121,380

EXPENDITURES CHILD ABUSE
INVESTIGATIONS AND GENERAL
PROTECTIVE SERVICES ASSESSMENTS



2024 SUBSTANTIATED FATALITIES

1/60 MALE **1** FEMALE **0**

2024 SUBSTANTIATED NEAR FATALITIES

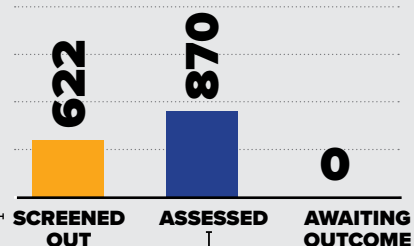
0/82 MALE **0** FEMALE **0**



2024 REPORTS OF GENERAL PROTECTIVE SERVICES

1,492

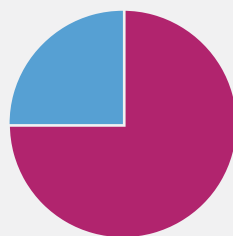
TOTAL REPORTS



6,000
5,000
4,000
3,000
2,000
1,000

BREAKDOWN VALID ASSESSED REPORTS

654



TOTAL
VALID
INVALID

NUMBER OF CHILDREN ASSESSED

1,318

TOTAL

967

VALID

CHILDREN
ASSESSED
PER 1,000
CHILDREN

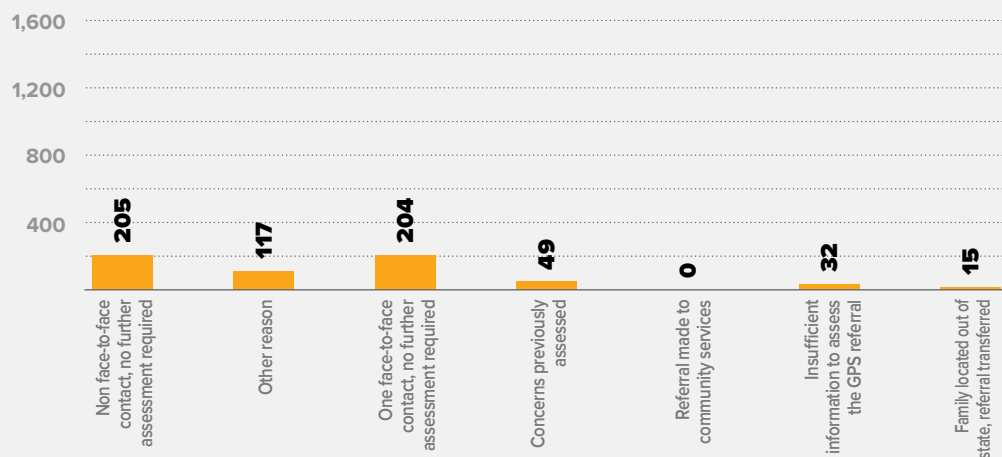
63.5

TOTAL

46.6

VALID

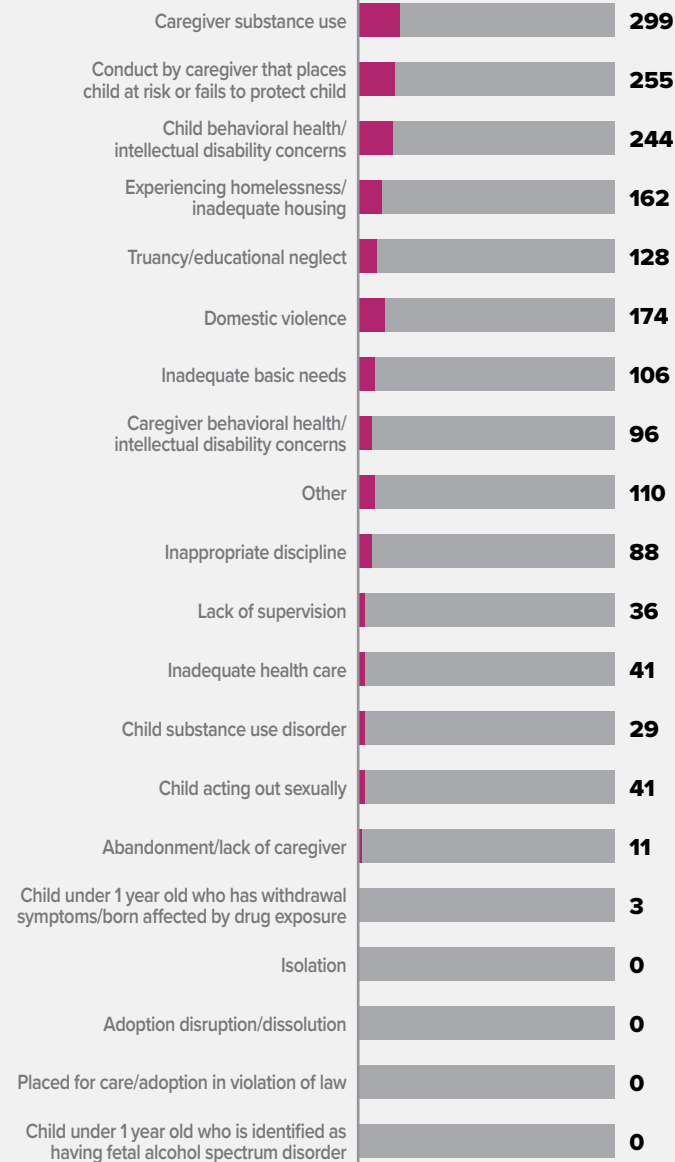
BREAKDOWN REPORTS SCREENED OUT BY REASON



VALID GPS CONCERNS BY TYPE

1,823

TOTAL CONCERNS



ADAMS COUNTY

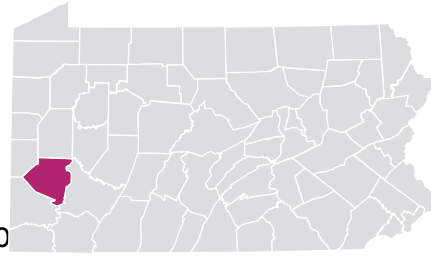
NOTE: A report may have more than one concern for each report; therefore, the total number of concerns will be greater than the total number of reports. In some reports, more than one child was assessed with valid concerns; therefore, the number of children assessed exceeds the number of valid assessed reports.





ALLEGHENY COUNTY

URBAN // POPULATION • 1,240,476 / POPULATION UNDER 18 • 232,290



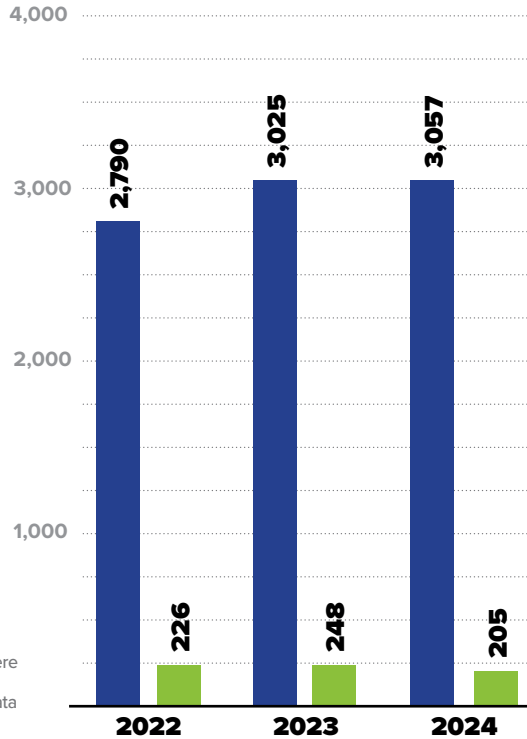
2024 REPORTS OF CHILD ABUSE

3,057
TOTAL REPORTS

205
SUBSTANTIATED REPORTS

■ TOTAL REPORTS
■ SUBSTANTIATED REPORTS

▲ NOTE: CPS and GPS data reported were investigated and substantiated by the CCYA and may vary from statewide data which include both CCYA and OCYF Regional Office investigations.

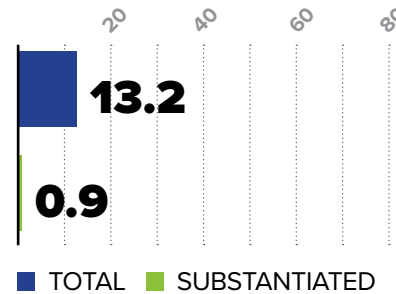


SUBSTANTIATED REPORTS BY SEX OF VICTIM

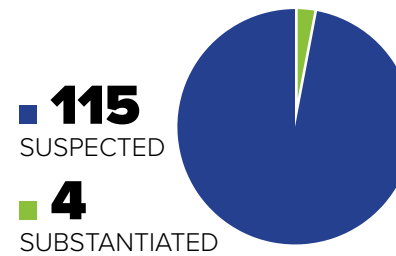
FEMALE
123
60.0%

MALE
82
40.0%

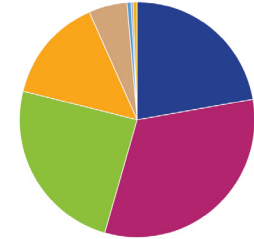
CHILD ABUSE REPORTS PER 1,000 CHILDREN



CASES OF REPEAT ABUSE SUBSTANTIATED REPORTS



TYPES OF ALLEGATIONS SUBSTANTIATED REPORTS



233 TOTAL ALLEGATIONS

- 52** (22.3%) Sexual Abuse
- 75** (32.2%) Physical Abuse/Bodily Injury
- 57** (24.5%) Serious Physical Neglect
- 34** (14.6%) Reasonable Likelihood of Bodily Injury
- 12** (5.2%) Engaging in Per Se Acts
- 1** (0.4%) Likelihood of Sexual Abuse/Exploitation
- 1** (0.4%) Severe Form of Trafficking in Persons or Sex Trafficking
- 1** (0.4%) Serious Mental Injury

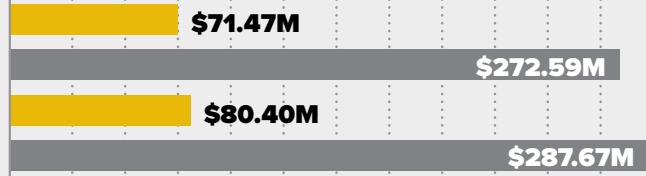
▲ NOTE: A report may have more than one allegation for each report; therefore, the total number of allegations will be greater than the total number of reports.

\$80,399,099

EXPENDITURES CHILD ABUSE INVESTIGATIONS AND GENERAL PROTECTIVE SERVICES ASSESSMENTS

2023

2024



■ COUNTY
■ STATEWIDE TOTAL

2024 SUBSTANTIATED FATALITIES

6/60 MALE 3 FEMALE 3

2024 SUBSTANTIATED NEAR FATALITIES

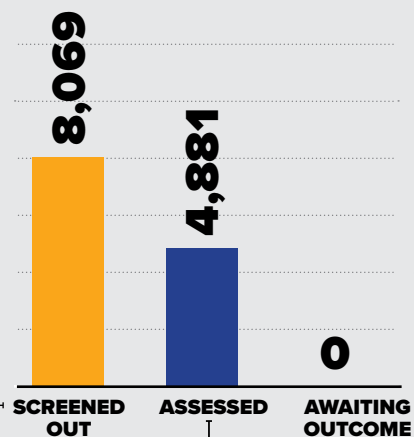
4/82 MALE 3 FEMALE 1



2024 REPORTS OF GENERAL PROTECTIVE SERVICES

12,950

TOTAL REPORTS



20,000

16,000

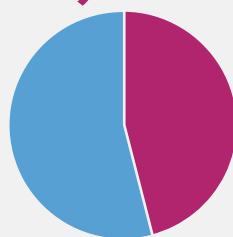
12,000

8,000

4,000

BREAKDOWN VALID ASSESSED REPORTS

2,241



■ TOTAL
■ VALID
■ INVALID

NUMBER OF CHILDREN ASSESSED

6,842

TOTAL

2,969

VALID

CHILDREN
ASSESSED
PER 1,000
CHILDREN

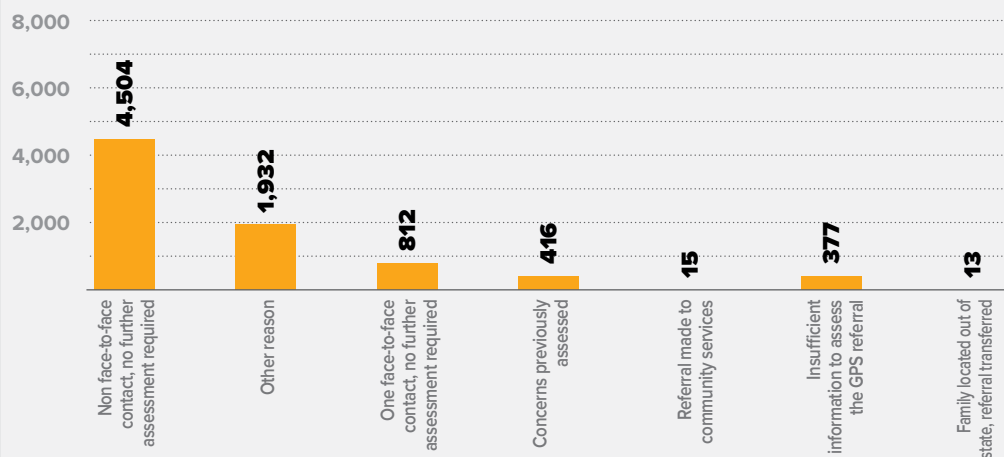
29.5

TOTAL

12.8

VALID

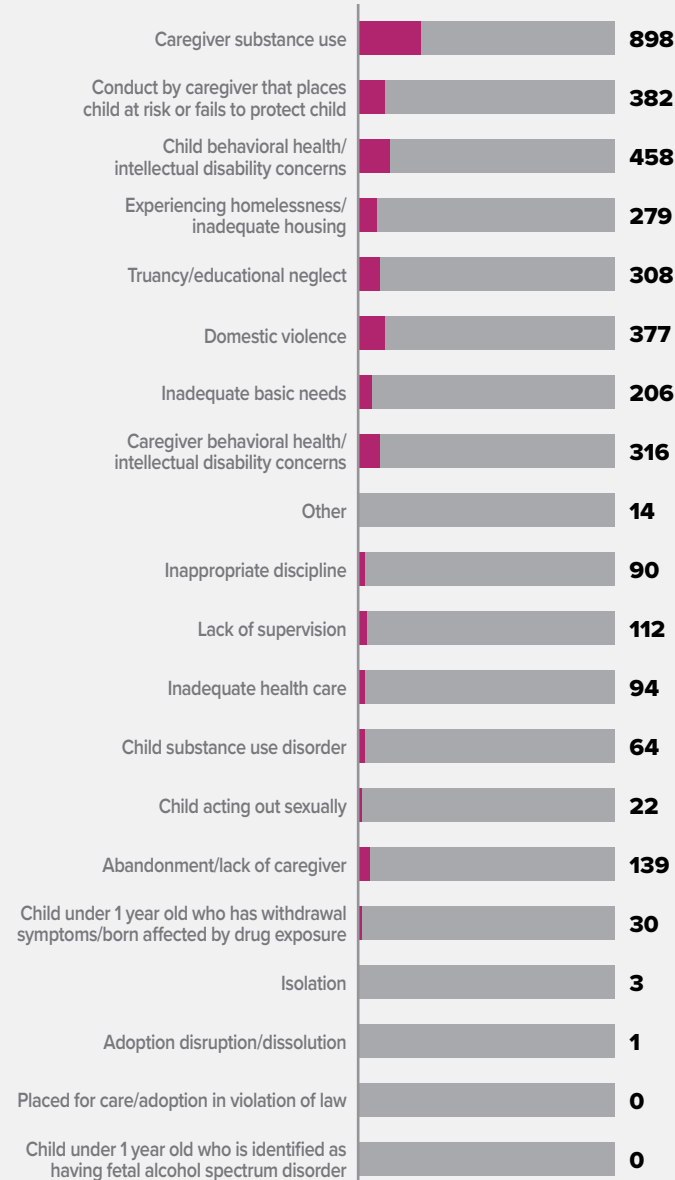
BREAKDOWN REPORTS SCREENED OUT BY REASON



VALID GPS CONCERNS BY TYPE

3,793

TOTAL CONCERNS



ALLEGHENY COUNTY

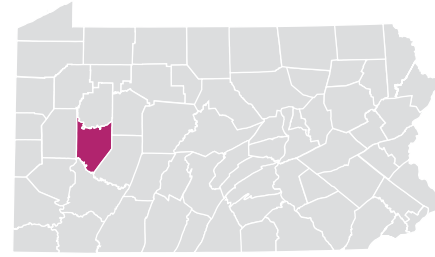
NOTE: A report may have more than one concern for each report; therefore, the total number of concerns will be greater than the total number of reports. In some reports, more than one child was assessed with valid concerns; therefore, the number of children assessed exceeds the number of valid assessed reports.





ARMSTRONG COUNTY

RURAL // POPULATION • 65,069 / POPULATION UNDER 18 • 12,385



2024 REPORTS OF CHILD ABUSE

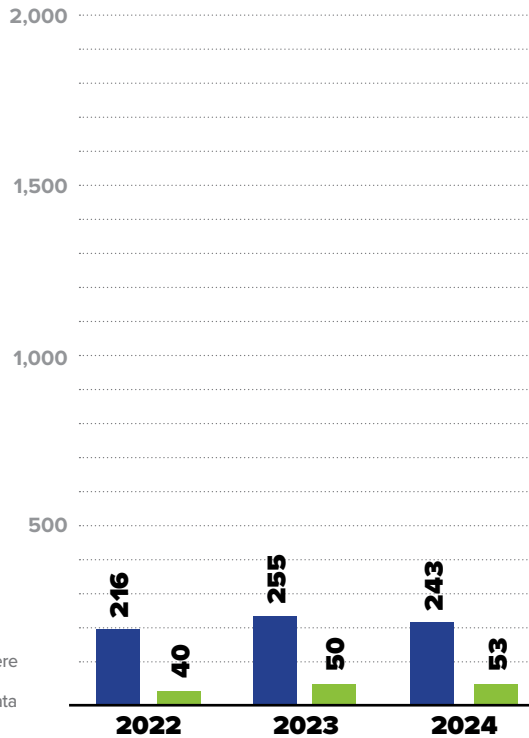
243

■ TOTAL REPORTS

53

■ SUBSTANTIATED
REPORTS

▲ NOTE: CPS and GPS data reported were investigated and substantiated by the CCYA and may vary from statewide data which include both CCYA and OCYF Regional Office investigations.



SUBSTANTIATED REPORTS BY SEX OF VICTIM

FEMALE

29

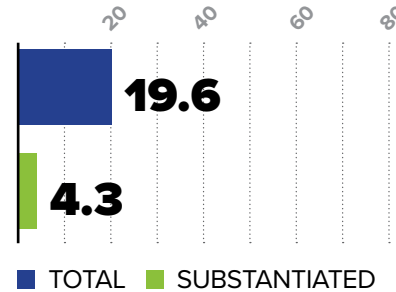
54.7%

MALE

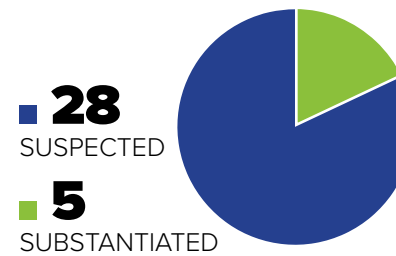
24

45.3%

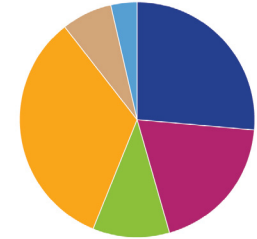
CHILD ABUSE REPORTS PER 1,000 CHILDREN



CASES OF REPEAT ABUSE SUBSTANTIATED REPORTS



TYPES OF ALLEGATIONS SUBSTANTIATED REPORTS



57 TOTAL
ALLEGATIONS

- **15** (26.3%) Sexual Abuse
- **11** (19.3%) Physical Abuse/Bodily Injury
- **6** (10.5%) Serious Physical Neglect
- **19** (33.3%) Reasonable Likelihood of Bodily Injury
- **4** (7.0%) Engaging in Per Se Acts
- **2** (3.5%) Likelihood of Sexual Abuse/Exploitation
- **0** (0.0%) Severe Form of Trafficking in Persons or Sex Trafficking
- **0** (0.0%) Serious Mental Injury

▲ NOTE: A report may have more than one allegation for each report; therefore, the total number of allegations will be greater than the total number of reports.

\$1,324,267

EXPENDITURES CHILD ABUSE
INVESTIGATIONS AND GENERAL
PROTECTIVE SERVICES ASSESSMENTS



2024 SUBSTANTIATED FATALITIES

0/60 MALE FEMALE

2024 SUBSTANTIATED NEAR FATALITIES

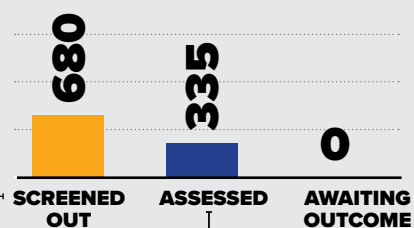
1/82 MALE FEMALE



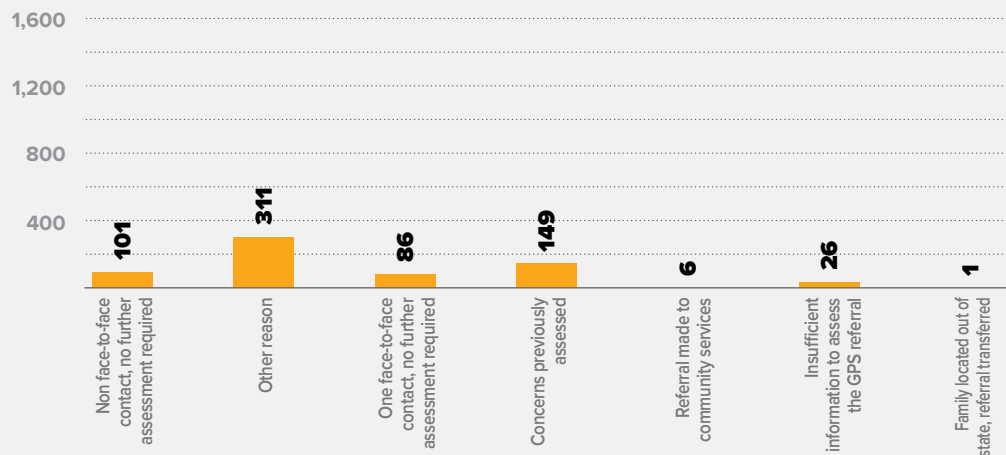
2024 REPORTS OF GENERAL PROTECTIVE SERVICES

1,015

TOTAL REPORTS

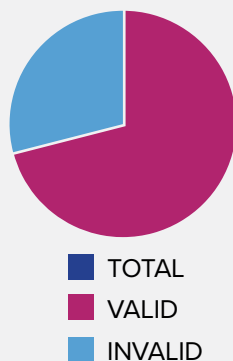


BREAKDOWN REPORTS SCREENED OUT BY REASON



BREAKDOWN VALID ASSESSED REPORTS

238



NUMBER OF CHILDREN ASSESSED

479

TOTAL

345

VALID

CHILDREN ASSESSED PER 1,000 CHILDREN

38.7

TOTAL

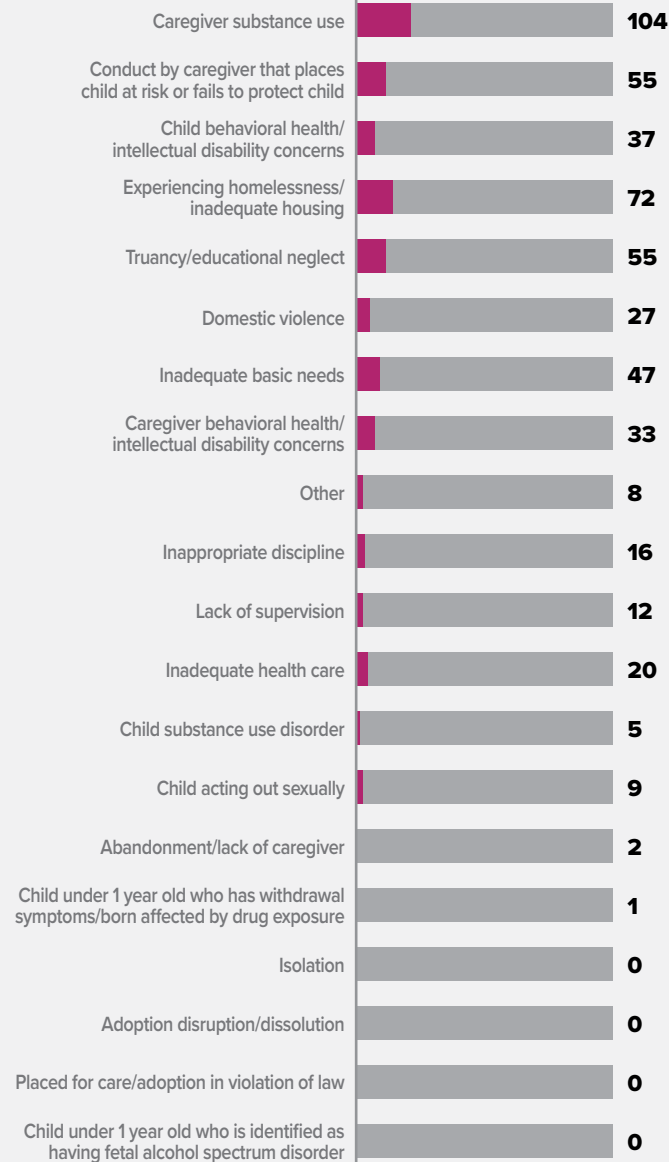
27.9

VALID

VALID GPS CONCERNS BY TYPE

503

TOTAL CONCERNS



ARMSTRONG COUNTY

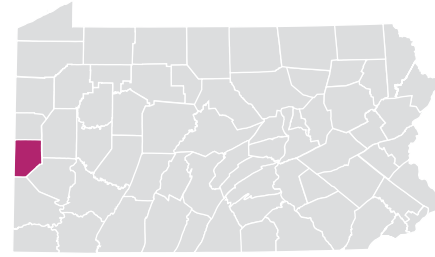
NOTE: A report may have more than one concern for each report; therefore, the total number of concerns will be greater than the total number of reports. In some reports, more than one child was assessed with valid concerns; therefore, the number of children assessed exceeds the number of valid assessed reports.





BEAVER COUNTY

URBAN // POPULATION • 166,993 / POPULATION UNDER 18 • 32,535



2024 REPORTS OF CHILD ABUSE

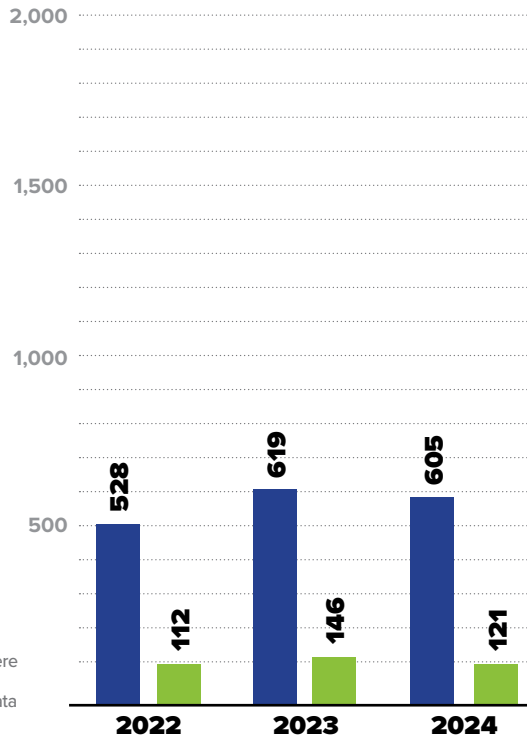
605

■ TOTAL REPORTS

121

■ SUBSTANTIATED
REPORTS

▲ NOTE: CPS and GPS data reported were investigated and substantiated by the CCYA and may vary from statewide data which include both CCYA and OCYF Regional Office investigations.



SUBSTANTIATED REPORTS BY SEX OF VICTIM

FEMALE

68

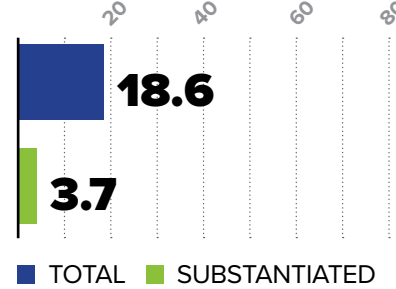
56.2%

MALE

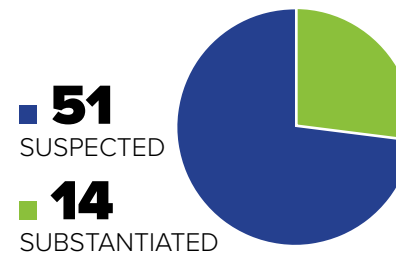
53

43.8%

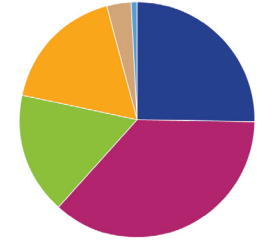
CHILD ABUSE REPORTS PER 1,000 CHILDREN



CASES OF REPEAT ABUSE SUBSTANTIATED REPORTS



TYPES OF ALLEGATIONS SUBSTANTIATED REPORTS



126 TOTAL
ALLEGATIONS

- **32** (25.4%) Sexual Abuse
- **46** (36.5%) Physical Abuse/Bodily Injury
- **21** (16.7%) Serious Physical Neglect
- **22** (17.5%) Reasonable Likelihood of Bodily Injury
- **4** (3.2%) Engaging in Per Se Acts
- **1** (0.8%) Likelihood of Sexual Abuse/Exploitation
- **0** (0.0%) Severe Form of Trafficking in Persons or Sex Trafficking
- **0** (0.0%) Serious Mental Injury

▲ NOTE: A report may have more than one allegation for each report; therefore, the total number of allegations will be greater than the total number of reports.

\$7,696,032

EXPENDITURES CHILD ABUSE
INVESTIGATIONS AND GENERAL
PROTECTIVE SERVICES ASSESSMENTS



2024 SUBSTANTIATED FATALITIES

1/60 MALE **1** FEMALE **0**

2024 SUBSTANTIATED NEAR FATALITIES

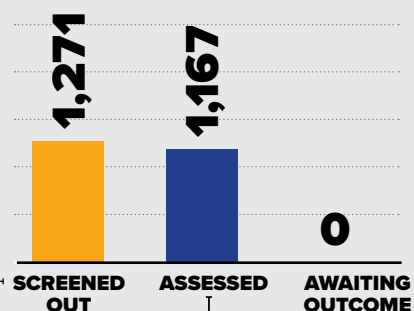
1/82 MALE **0** FEMALE **1**



2024 REPORTS OF GENERAL PROTECTIVE SERVICES

2,438

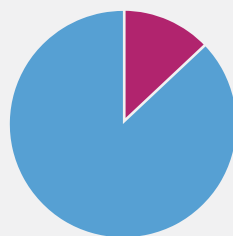
TOTAL REPORTS



6,000
5,000
4,000
3,000
2,000
1,000

BREAKDOWN VALID ASSESSED REPORTS

147



■ TOTAL
■ VALID
■ INVALID

NUMBER OF CHILDREN ASSESSED

1,619

TOTAL

231

VALID

CHILDREN ASSESSED PER 1,000 CHILDREN

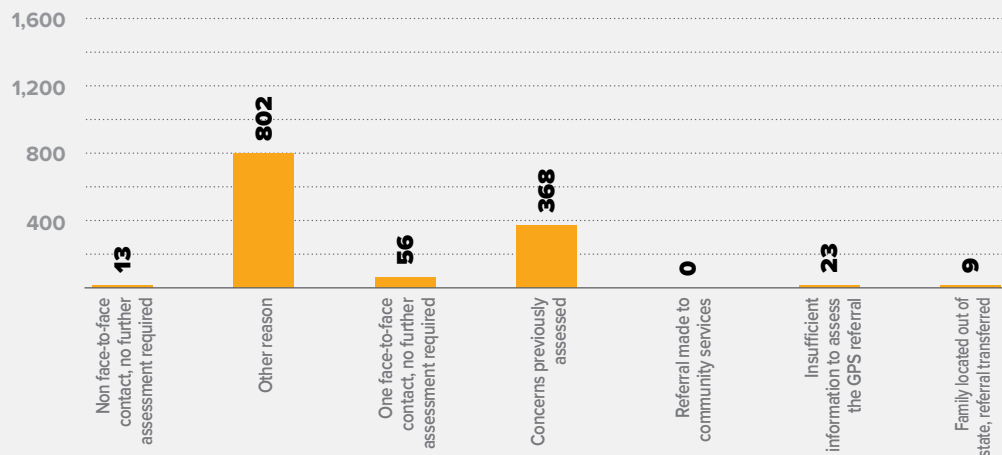
49.8

TOTAL

7.1

VALID

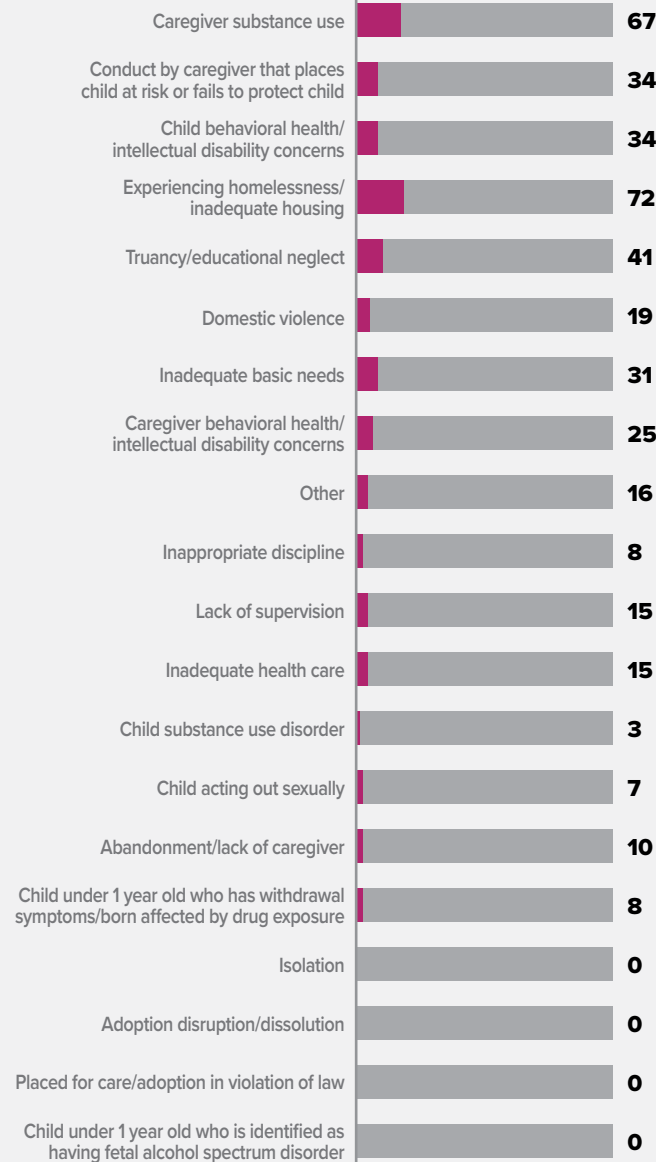
BREAKDOWN REPORTS SCREENED OUT BY REASON



VALID GPS CONCERNS BY TYPE

405

TOTAL CONCERNS



BEAVER COUNTY

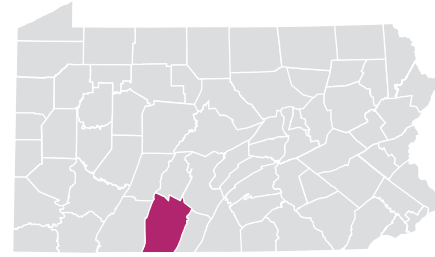
NOTE: A report may have more than one concern for each report; therefore, the total number of concerns will be greater than the total number of reports. In some reports, more than one child was assessed with valid concerns; therefore, the number of children assessed exceeds the number of valid assessed reports.





BEDFORD COUNTY

RURAL // POPULATION • 47,503 / POPULATION UNDER 18 • 9,258



2024 REPORTS OF CHILD ABUSE

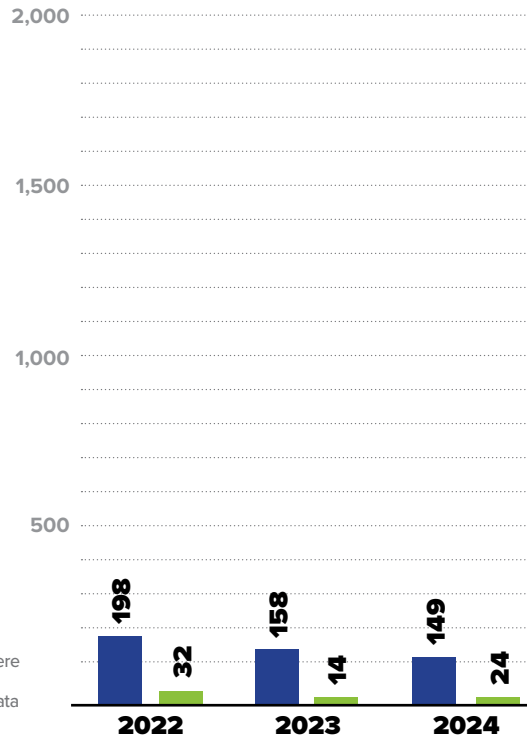
149

■ TOTAL REPORTS

24

■ SUBSTANTIATED
REPORTS

▲ NOTE: CPS and GPS data reported were investigated and substantiated by the CCYA and may vary from statewide data which include both CCYA and OCYF Regional Office investigations.



SUBSTANTIATED REPORTS BY SEX OF VICTIM

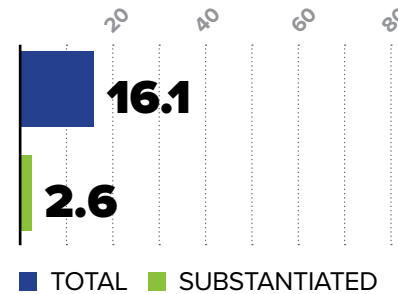
FEMALE

16
66.7%

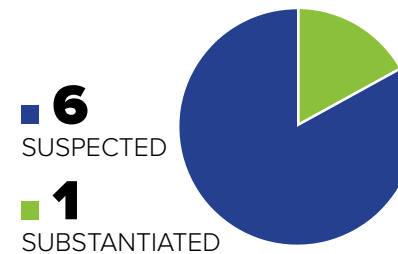
MALE

8
33.3%

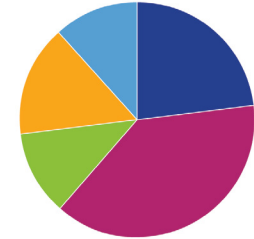
CHILD ABUSE REPORTS PER 1,000 CHILDREN



CASES OF REPEAT ABUSE SUBSTANTIATED REPORTS



TYPES OF ALLEGATIONS SUBSTANTIATED REPORTS



26 TOTAL
ALLEGATIONS

- **6** (23.1%) Sexual Abuse
- **10** (38.5%) Physical Abuse/Bodily Injury
- **3** (11.5%) Serious Physical Neglect
- **4** (15.4%) Reasonable Likelihood of Bodily Injury
- **0** (0.0%) Engaging in Per Se Acts
- **3** (11.5%) Likelihood of Sexual Abuse/Exploitation
- **0** (0.0%) Severe Form of Trafficking in Persons or Sex Trafficking
- **0** (0.0%) Serious Mental Injury

▲ NOTE: A report may have more than one allegation for each report; therefore, the total number of allegations will be greater than the total number of reports.

\$777,813

EXPENDITURES CHILD ABUSE
INVESTIGATIONS AND GENERAL
PROTECTIVE SERVICES ASSESSMENTS



2024 SUBSTANTIATED FATALITIES

0/60 MALE FEMALE

2024 SUBSTANTIATED NEAR FATALITIES

0/82 MALE FEMALE



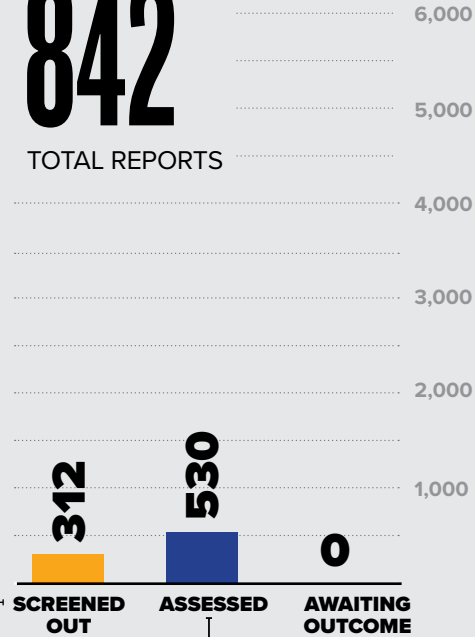


NOTE: A report may have more than one concern for each report; therefore, the total number of concerns will be greater than the total number of reports. In some reports, more than one child was assessed with valid concerns; therefore, the number of children assessed exceeds the number of valid assessed reports.

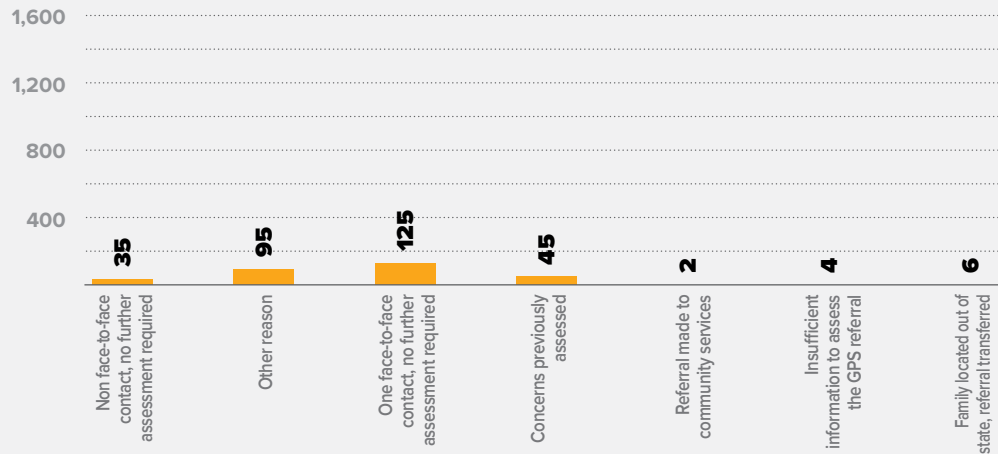
2024 REPORTS OF GENERAL PROTECTIVE SERVICES

842

TOTAL REPORTS

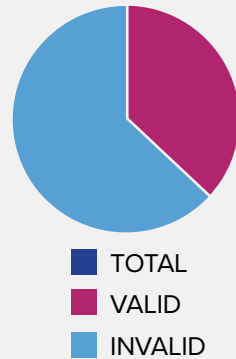


BREAKDOWN REPORTS SCREENED OUT BY REASON



BREAKDOWN VALID ASSESSED REPORTS

194



NUMBER OF CHILDREN ASSESSED

760
TOTAL

272
VALID

CHILDREN ASSESSED PER 1,000 CHILDREN

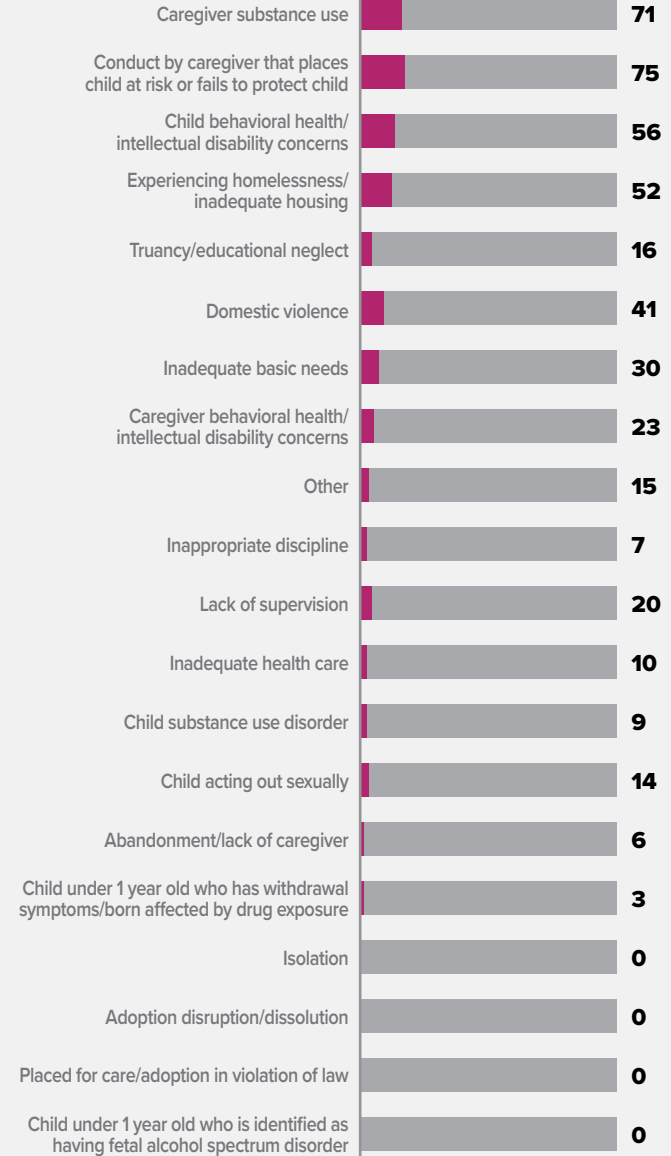
82.1
TOTAL

29.4
VALID

VALID GPS CONCERNS BY TYPE

448

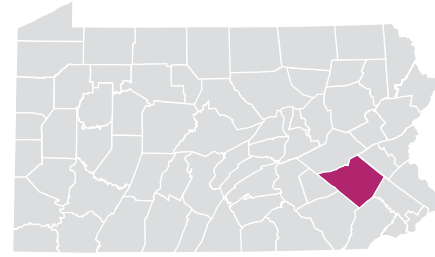
TOTAL CONCERNS





BERKS COUNTY

URBAN // POPULATION • 429,989 / POPULATION UNDER 18 • 95,121



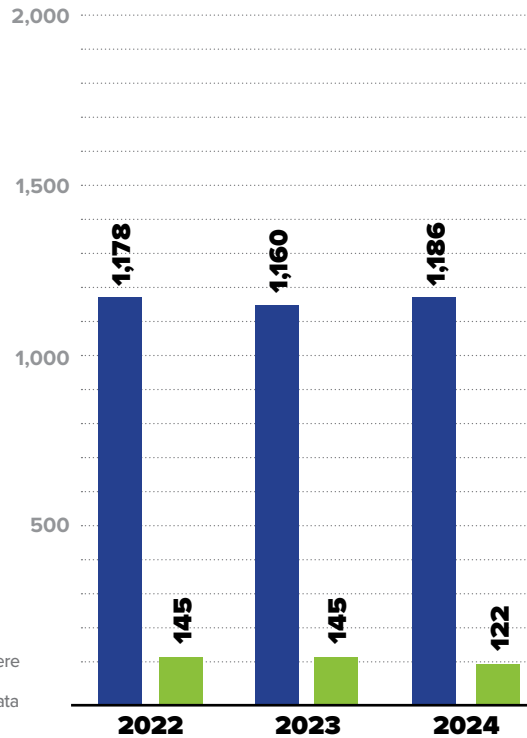
2024 REPORTS OF CHILD ABUSE

1,186
TOTAL REPORTS

122
SUBSTANTIATED REPORTS

■ TOTAL REPORTS
■ SUBSTANTIATED REPORTS

▲ NOTE: CPS and GPS data reported were investigated and substantiated by the CCYA and may vary from statewide data which include both CCYA and OCYF Regional Office investigations.

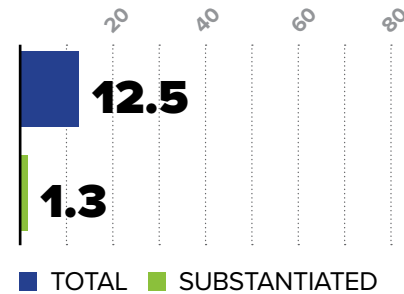


SUBSTANTIATED REPORTS BY SEX OF VICTIM

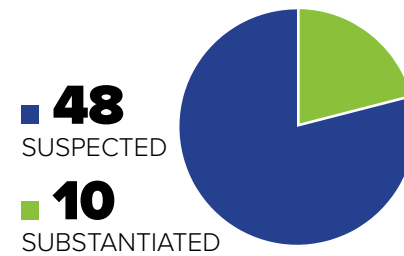
FEMALE
87
71.3%

MALE
35
28.7%

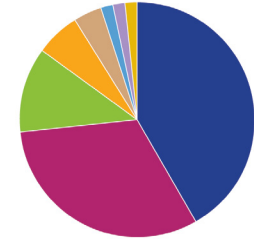
CHILD ABUSE REPORTS PER 1,000 CHILDREN



CASES OF REPEAT ABUSE SUBSTANTIATED REPORTS



TYPES OF ALLEGATIONS SUBSTANTIATED REPORTS



129 TOTAL ALLEGATIONS

- 54** (41.9%) Sexual Abuse
- 41** (31.8%) Physical Abuse/Bodily Injury
- 15** (11.6%) Serious Physical Neglect
- 8** (6.2%) Reasonable Likelihood of Bodily Injury
- 5** (3.9%) Engaging in Per Se Acts
- 2** (1.6%) Likelihood of Sexual Abuse/Exploitation
- 2** (1.6%) Severe Form of Trafficking in Persons or Sex Trafficking
- 2** (1.6%) Serious Mental Injury

▲ NOTE: A report may have more than one allegation for each report; therefore, the total number of allegations will be greater than the total number of reports.

\$3,877,663

EXPENDITURES CHILD ABUSE INVESTIGATIONS AND GENERAL PROTECTIVE SERVICES ASSESSMENTS



2024 SUBSTANTIATED FATALITIES

2/60 MALE 1 FEMALE 1

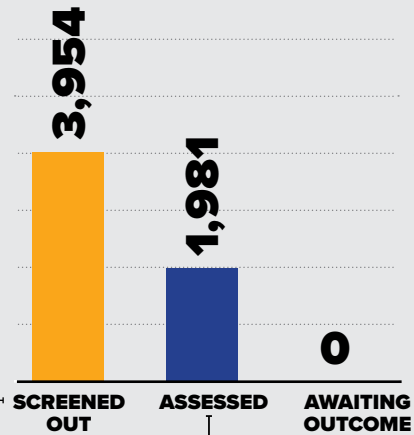
2024 SUBSTANTIATED NEAR FATALITIES

1/82 MALE 1 FEMALE 0



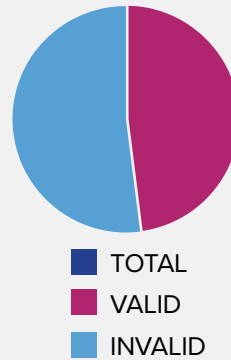
2024 REPORTS OF GENERAL PROTECTIVE SERVICES

5,935
TOTAL REPORTS



BREAKDOWN VALID ASSESSED REPORTS

956



NUMBER OF CHILDREN ASSESSED

2,721
TOTAL

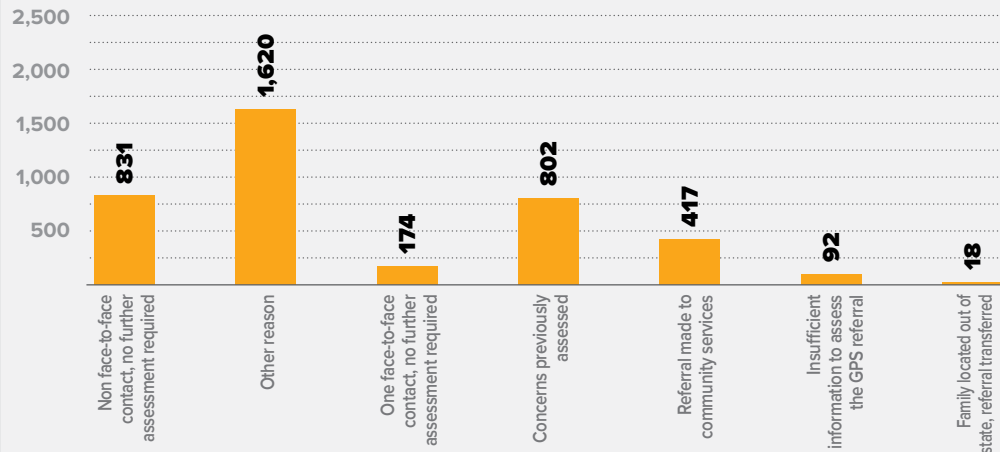
1,299
VALID

CHILDREN
ASSESSED
PER 1,000
CHILDREN

28.6
TOTAL

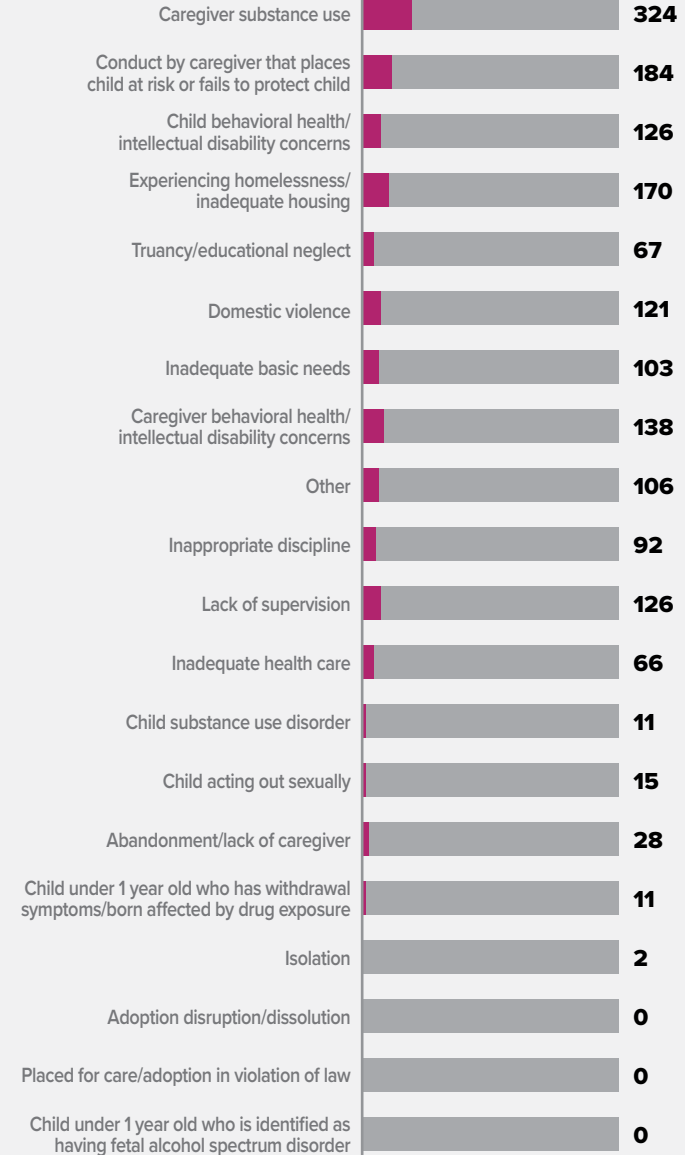
13.7
VALID

BREAKDOWN REPORTS SCREENED OUT BY REASON



VALID GPS CONCERNS BY TYPE

1,690
TOTAL CONCERNS

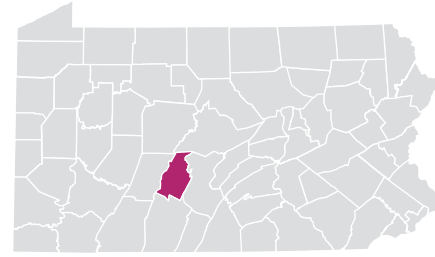


NOTE: A report may have more than one concern for each report; therefore, the total number of concerns will be greater than the total number of reports. In some reports, more than one child was assessed with valid concerns; therefore, the number of children assessed exceeds the number of valid assessed reports.



BLAIR COUNTY

RURAL // POPULATION • 121,854 / POPULATION UNDER 18 • 24,690



2024 REPORTS OF CHILD ABUSE

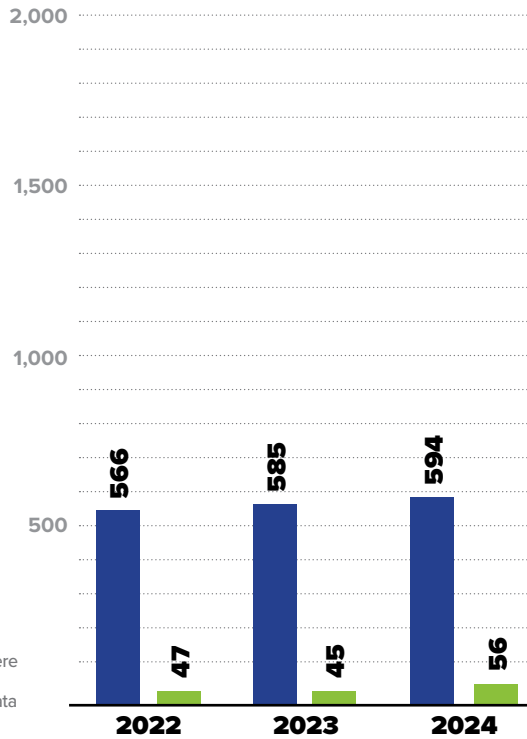
594

■ TOTAL REPORTS

56

■ SUBSTANTIATED
REPORTS

▲ NOTE: CPS and GPS data reported were investigated and substantiated by the CCYA and may vary from statewide data which include both CCYA and OCYF Regional Office investigations.



SUBSTANTIATED REPORTS BY SEX OF VICTIM

FEMALE

26

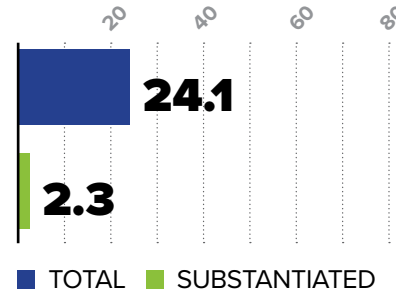
46.4%

MALE

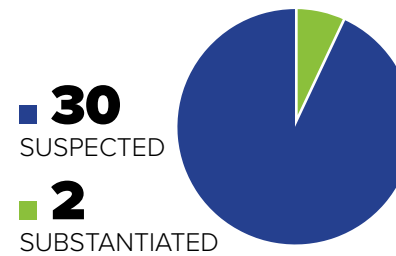
30

53.6%

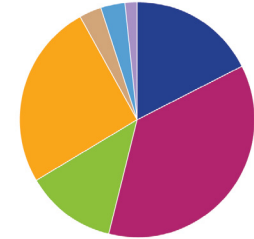
CHILD ABUSE REPORTS PER 1,000 CHILDREN



CASES OF REPEAT ABUSE SUBSTANTIATED REPORTS



TYPES OF ALLEGATIONS SUBSTANTIATED REPORTS



63 TOTAL
ALLEGATIONS

- **11** (17.5%) Sexual Abuse
- **23** (36.5%) Physical Abuse/Bodily Injury
- **8** (12.7%) Serious Physical Neglect
- **16** (25.4%) Reasonable Likelihood of Bodily Injury
- **2** (3.2%) Engaging in Per Se Acts
- **2** (3.2%) Likelihood of Sexual Abuse/Exploitation
- **1** (1.6%) Severe Form of Trafficking in Persons or Sex Trafficking
- **0** (0.0%) Serious Mental Injury

▲ NOTE: A report may have more than one allegation for each report; therefore, the total number of allegations will be greater than the total number of reports.

\$1,925,374

EXPENDITURES CHILD ABUSE
INVESTIGATIONS AND GENERAL
PROTECTIVE SERVICES ASSESSMENTS



2024 SUBSTANTIATED FATALITIES

0/60 MALE FEMALE

2024 SUBSTANTIATED NEAR FATALITIES

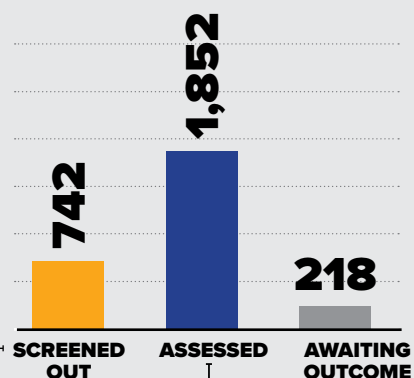
0/82 MALE FEMALE



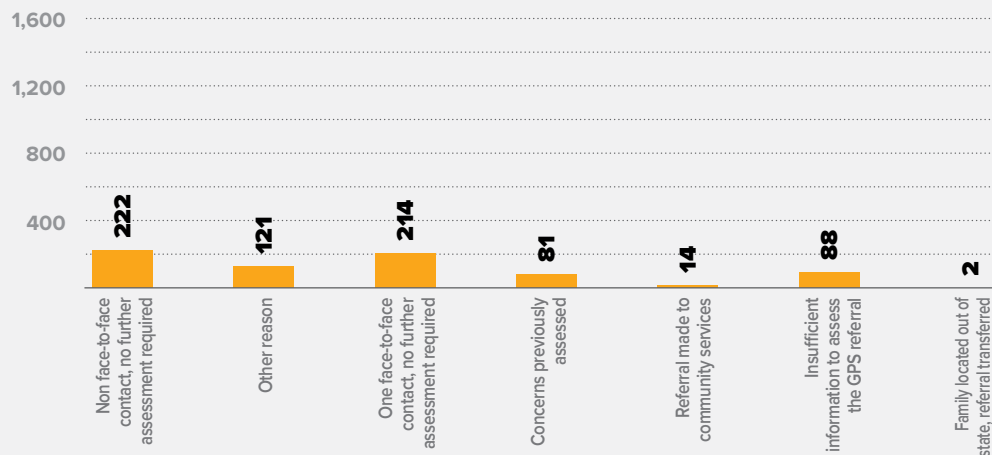
2024 REPORTS OF GENERAL PROTECTIVE SERVICES

2,812

TOTAL REPORTS

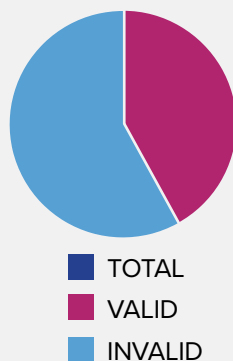


BREAKDOWN REPORTS SCREENED OUT BY REASON



BREAKDOWN VALID ASSESSED REPORTS

772



NUMBER OF CHILDREN ASSESSED

2,604

TOTAL

1,123

VALID

CHILDREN
ASSESSED
PER 1,000
CHILDREN

105.5

TOTAL

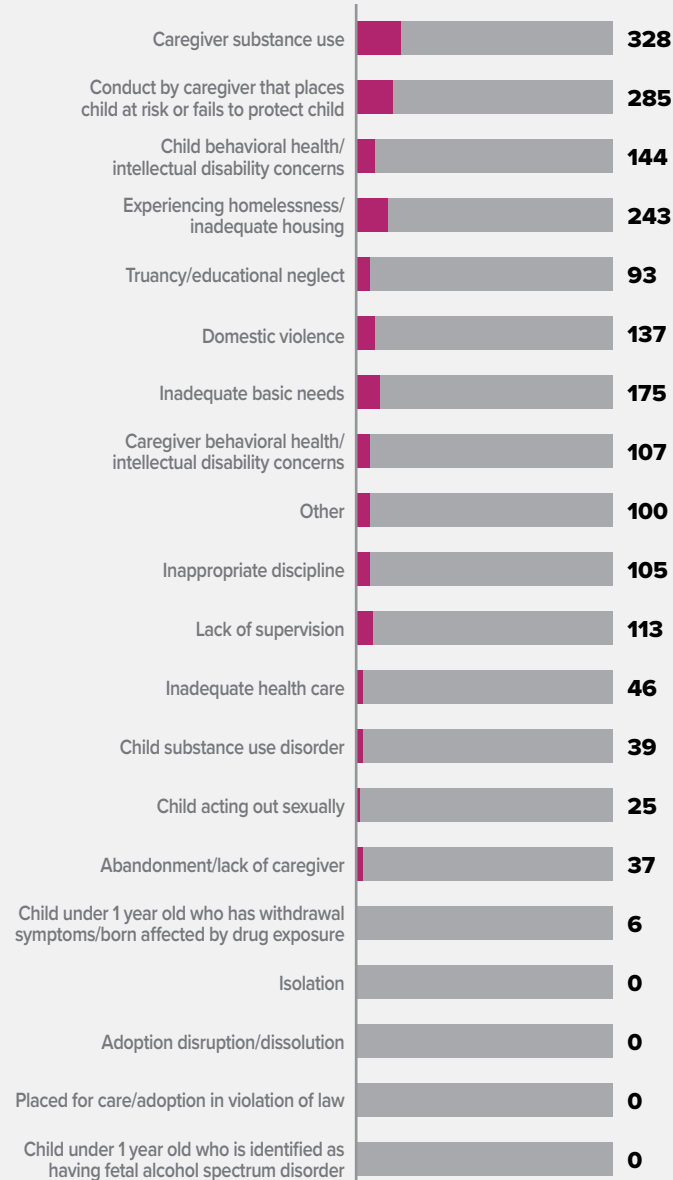
45.5

VALID

VALID GPS CONCERNS BY TYPE

1,983

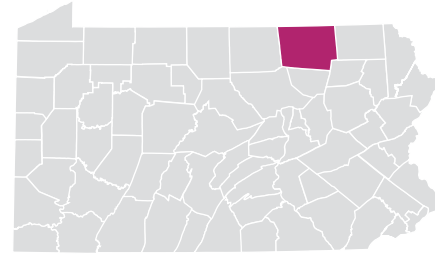
TOTAL CONCERNS





BRADFORD COUNTY

RURAL // POPULATION • 59,971 / POPULATION UNDER 18 • 13,290



2024 REPORTS OF CHILD ABUSE

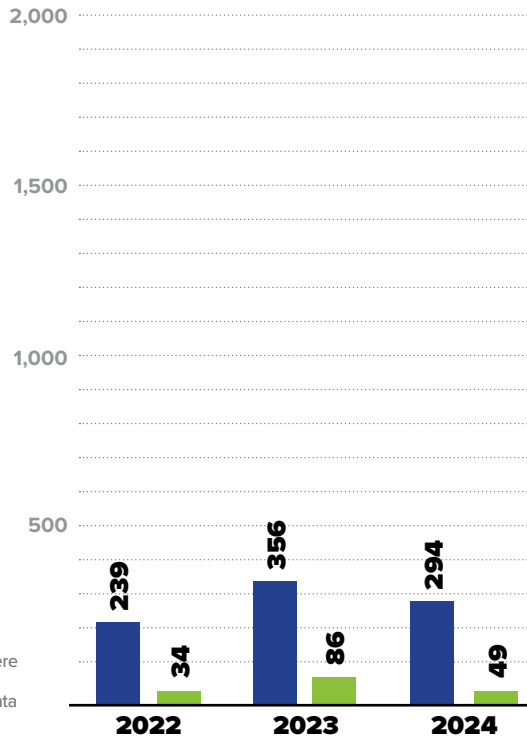
294

■ TOTAL REPORTS

49

■ SUBSTANTIATED
REPORTS

▲ NOTE: CPS and GPS data reported were investigated and substantiated by the CCYA and may vary from statewide data which include both CCYA and OCYF Regional Office investigations.



SUBSTANTIATED REPORTS BY SEX OF VICTIM

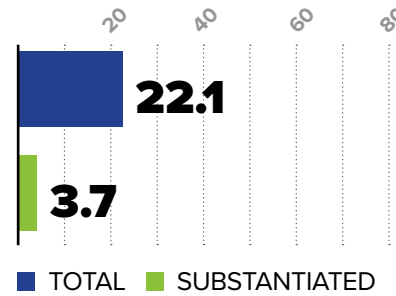
FEMALE

24
49.0%

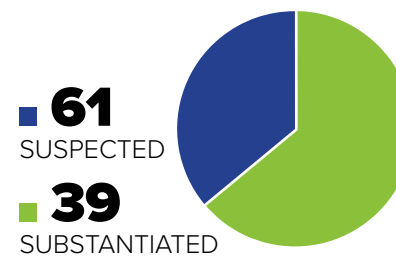
MALE

25
51.0%

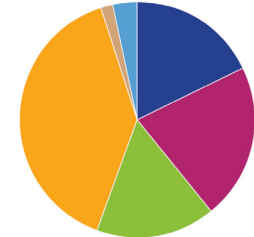
CHILD ABUSE REPORTS PER 1,000 CHILDREN



CASES OF REPEAT ABUSE SUBSTANTIATED REPORTS



TYPES OF ALLEGATIONS SUBSTANTIATED REPORTS



61 TOTAL
ALLEGATIONS

- **11** (18.0%) Sexual Abuse
- **13** (21.3%) Physical Abuse/Bodily Injury
- **10** (16.4%) Serious Physical Neglect
- **24** (39.3%) Reasonable Likelihood of Bodily Injury
- **1** (1.6%) Engaging in Per Se Acts
- **2** (3.3%) Likelihood of Sexual Abuse/Exploitation
- **0** (0.0%) Severe Form of Trafficking in Persons or Sex Trafficking
- **0** (0.0%) Serious Mental Injury

▲ NOTE: A report may have more than one allegation for each report; therefore, the total number of allegations will be greater than the total number of reports.

\$1,706,355

EXPENDITURES CHILD ABUSE
INVESTIGATIONS AND GENERAL
PROTECTIVE SERVICES ASSESSMENTS



2024 SUBSTANTIATED FATALITIES

0/60 MALE FEMALE

2024 SUBSTANTIATED NEAR FATALITIES

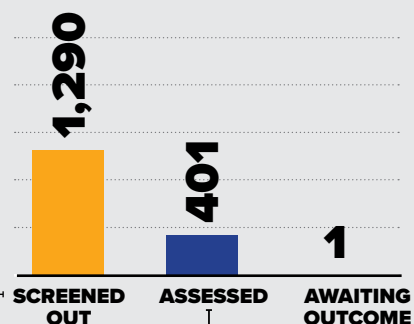
1/82 MALE FEMALE



2024 REPORTS OF GENERAL PROTECTIVE SERVICES

1,692

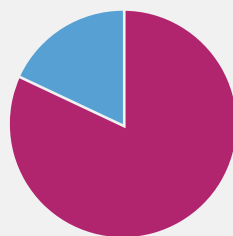
TOTAL REPORTS



6,000
5,000
4,000
3,000
2,000
1,000

BREAKDOWN VALID ASSESSED REPORTS

330



TOTAL
VALID
INVALID

NUMBER OF CHILDREN ASSESSED

720 TOTAL

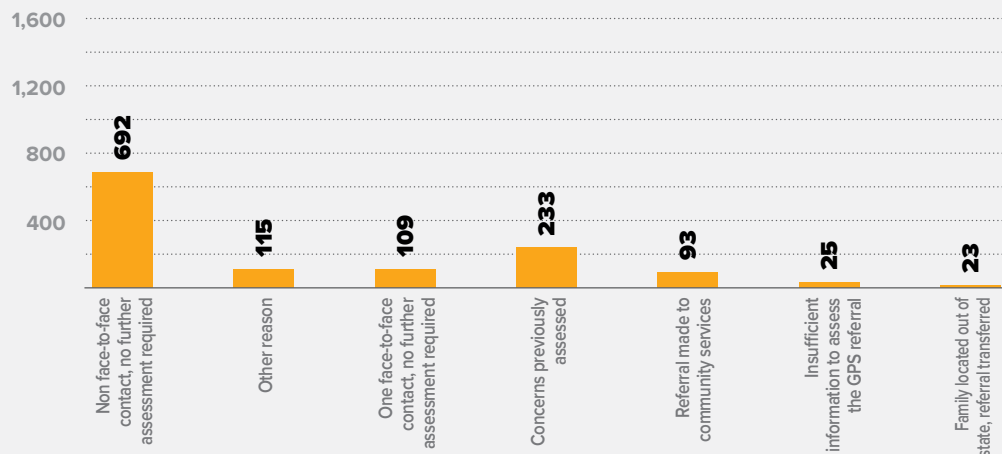
594 VALID

CHILDREN ASSESSED PER 1,000 CHILDREN

54.2 TOTAL

44.7 VALID

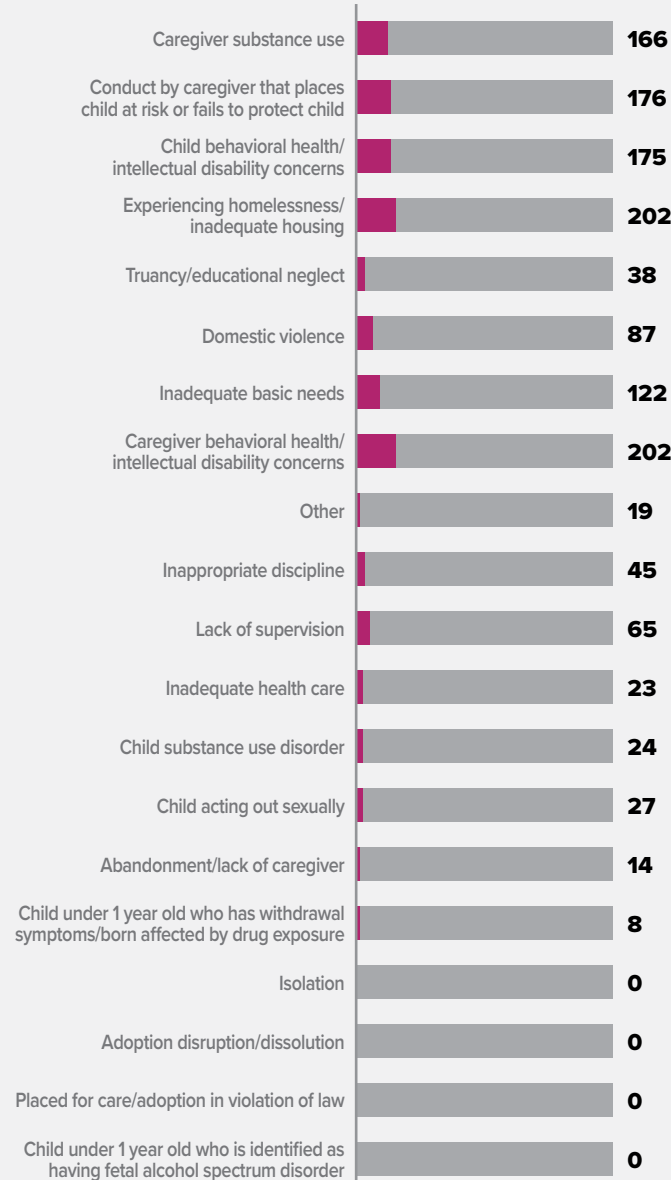
BREAKDOWN REPORTS SCREENED OUT BY REASON



VALID GPS CONCERNS BY TYPE

1,393

TOTAL CONCERNS



BRADFORD COUNTY

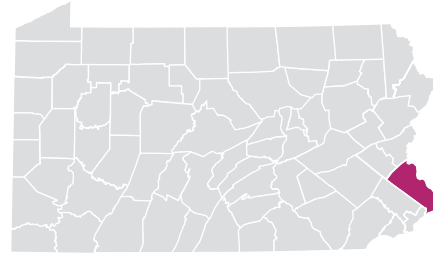
NOTE: A report may have more than one concern for each report; therefore, the total number of concerns will be greater than the total number of reports. In some reports, more than one child was assessed with valid concerns; therefore, the number of children assessed exceeds the number of valid assessed reports.





BUCKS COUNTY

URBAN // POPULATION • 645,993 / POPULATION UNDER 18 • 129,878



2024 REPORTS OF CHILD ABUSE

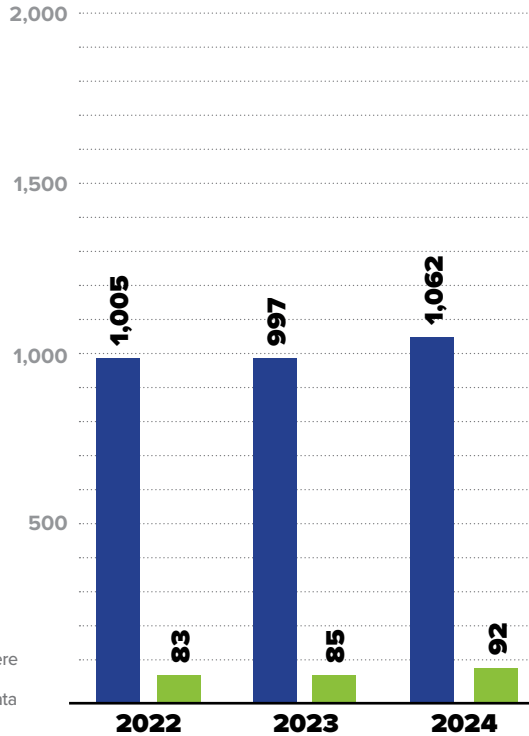
1,062

■ TOTAL REPORTS

92

■ SUBSTANTIATED
REPORTS

▲ NOTE: CPS and GPS data reported were investigated and substantiated by the CCYA and may vary from statewide data which include both CCYA and OCYF Regional Office investigations.



SUBSTANTIATED REPORTS BY SEX OF VICTIM

FEMALE

46

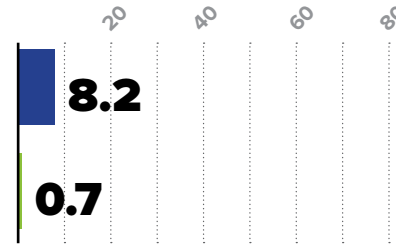
50.0%

MALE

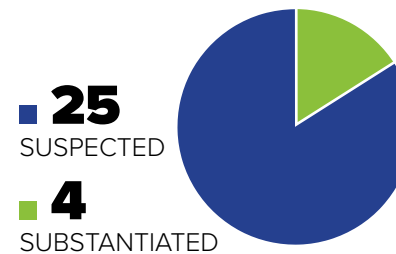
46

50.0%

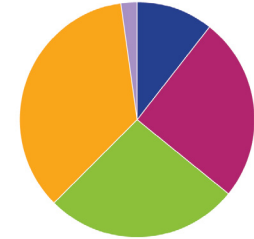
CHILD ABUSE REPORTS PER 1,000 CHILDREN



CASES OF REPEAT ABUSE SUBSTANTIATED REPORTS



TYPES OF ALLEGATIONS SUBSTANTIATED REPORTS



94 TOTAL
ALLEGATIONS

- **10** (10.6%) Sexual Abuse
- **24** (25.5%) Physical Abuse/Bodily Injury
- **25** (26.6%) Serious Physical Neglect
- **33** (35.1%) Reasonable Likelihood of Bodily Injury
- **0** (0.0%) Engaging in Per Se Acts
- **0** (0.0%) Likelihood of Sexual Abuse/Exploitation
- **2** (2.1%) Severe Form of Trafficking in Persons or Sex Trafficking
- **0** (0.0%) Serious Mental Injury

▲ NOTE: A report may have more than one allegation for each report; therefore, the total number of allegations will be greater than the total number of reports.

\$12,264,885

EXPENDITURES CHILD ABUSE
INVESTIGATIONS AND GENERAL
PROTECTIVE SERVICES ASSESSMENTS



2024 SUBSTANTIATED FATALITIES

1/60 MALE 0 FEMALE 1

2024 SUBSTANTIATED NEAR FATALITIES

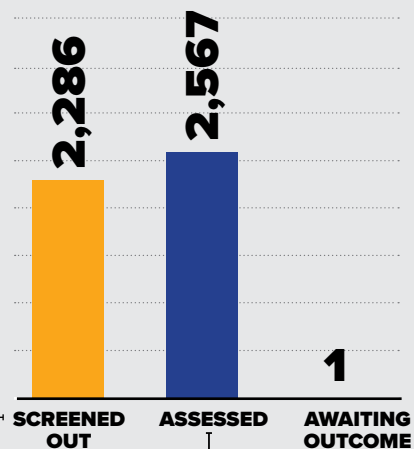
1/82 MALE 1 FEMALE 0



2024 REPORTS OF GENERAL PROTECTIVE SERVICES

4,854

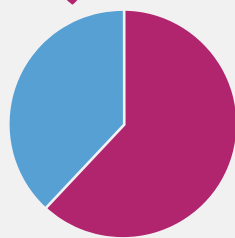
TOTAL REPORTS



6,000
5,000
4,000
3,000
2,000
1,000

BREAKDOWN VALID ASSESSED REPORTS

1,600



■ TOTAL
■ VALID
■ INVALID

NUMBER OF CHILDREN ASSESSED

3,630

TOTAL

2,277

VALID

CHILDREN
ASSESSED
PER 1,000
CHILDREN

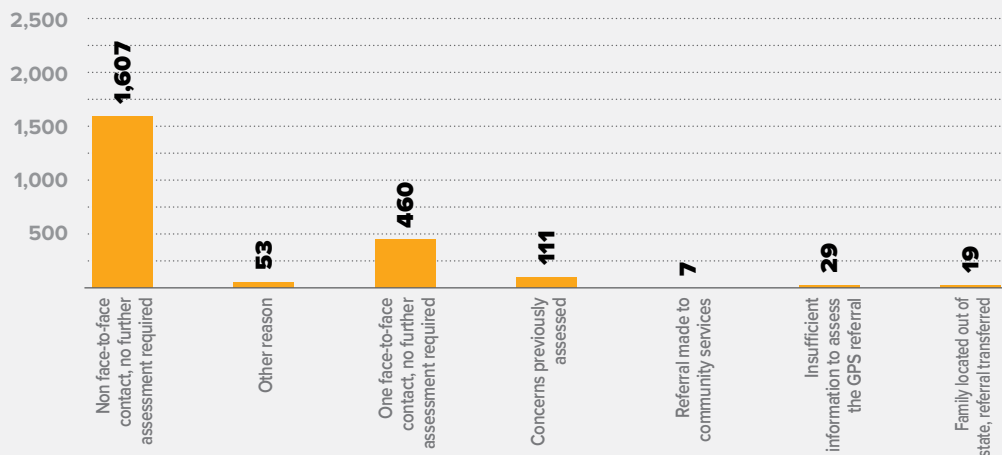
27.9

TOTAL

17.5

VALID

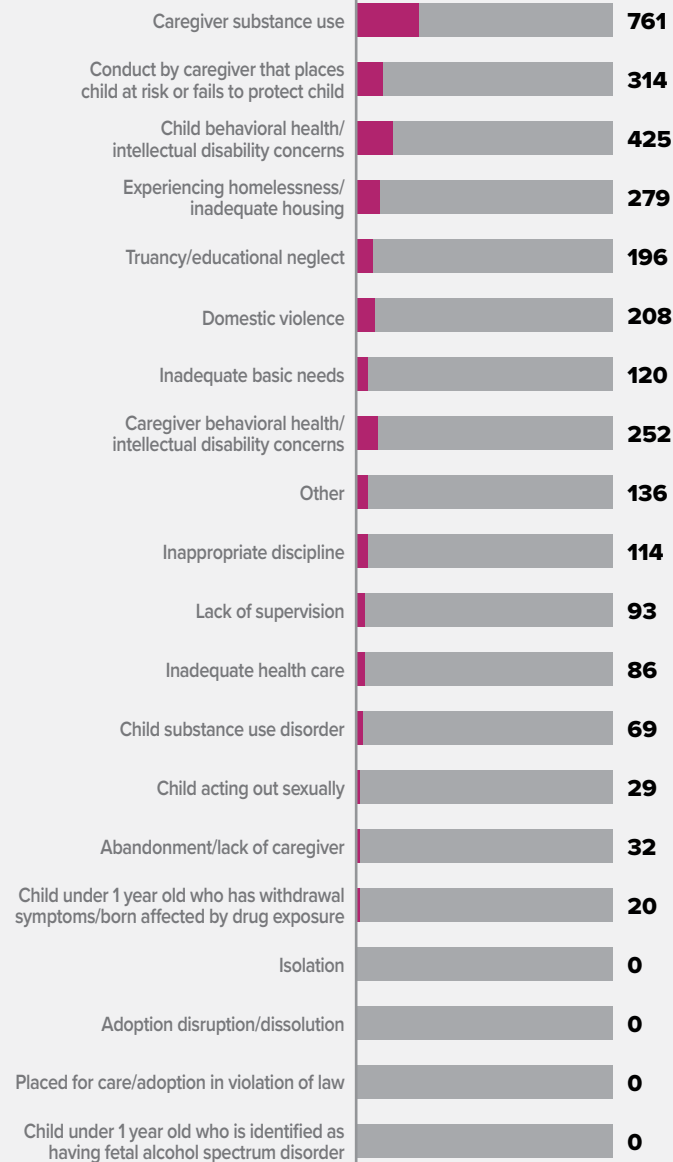
BREAKDOWN REPORTS SCREENED OUT BY REASON



VALID GPS CONCERNS BY TYPE

3,134

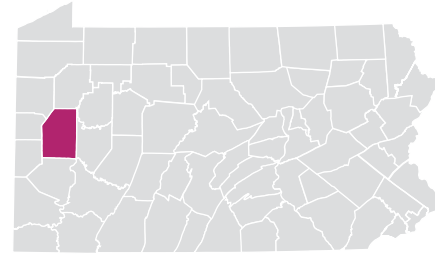
TOTAL CONCERNS





BUTLER COUNTY

RURAL // POPULATION • 195,870 / POPULATION UNDER 18 • 38,155



2024 REPORTS OF CHILD ABUSE

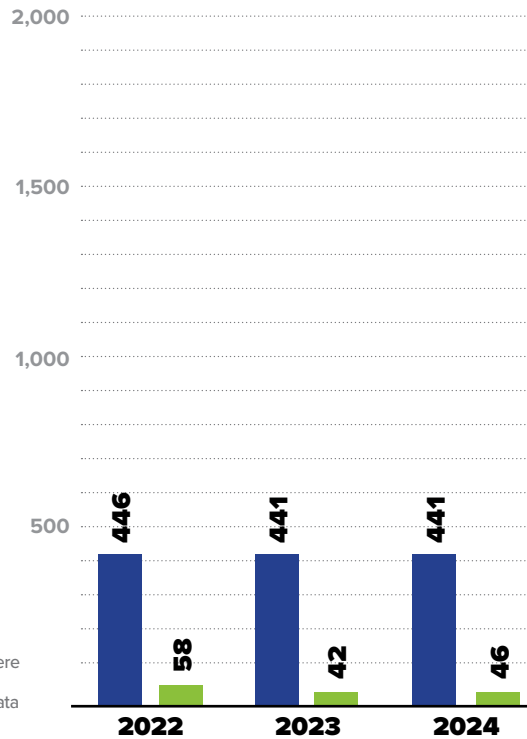
441

■ TOTAL REPORTS

46

■ SUBSTANTIATED
REPORTS

▲ NOTE: CPS and GPS data reported were investigated and substantiated by the CCYA and may vary from statewide data which include both CCYA and OCYF Regional Office investigations.



SUBSTANTIATED REPORTS BY SEX OF VICTIM

FEMALE

32

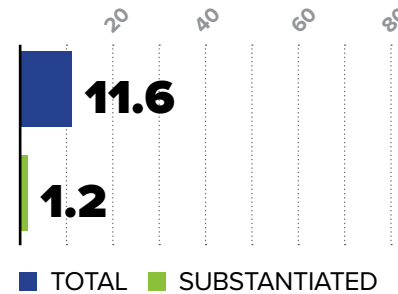
69.6%

MALE

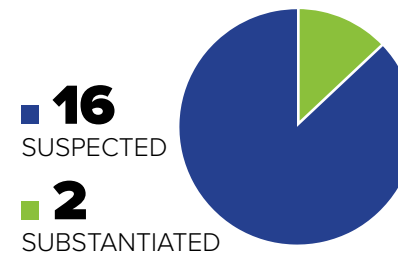
14

30.4%

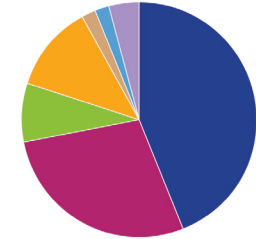
CHILD ABUSE REPORTS PER 1,000 CHILDREN



CASES OF REPEAT ABUSE SUBSTANTIATED REPORTS



TYPES OF ALLEGATIONS SUBSTANTIATED REPORTS



50 TOTAL
ALLEGATIONS

- **22** (44.0%) Sexual Abuse
- **14** (28.0%) Physical Abuse/Bodily Injury
- **4** (8.0%) Serious Physical Neglect
- **6** (12.0%) Reasonable Likelihood of Bodily Injury
- **1** (2.0%) Engaging in Per Se Acts
- **1** (2.0%) Likelihood of Sexual Abuse/Exploitation
- **2** (4.0%) Severe Form of Trafficking in Persons or Sex Trafficking
- **0** (0.0%) Serious Mental Injury

▲ NOTE: A report may have more than one allegation for each report; therefore, the total number of allegations will be greater than the total number of reports.

\$3,225,341

EXPENDITURES CHILD ABUSE
INVESTIGATIONS AND GENERAL
PROTECTIVE SERVICES ASSESSMENTS



2024 SUBSTANTIATED FATALITIES

0/60 MALE FEMALE

2024 SUBSTANTIATED NEAR FATALITIES

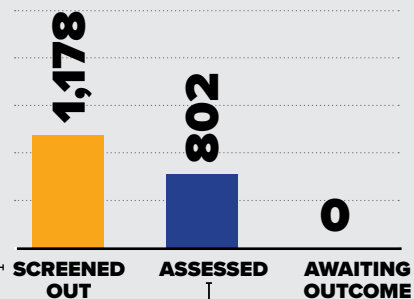
0/82 MALE FEMALE



2024 REPORTS OF GENERAL PROTECTIVE SERVICES

1,980

TOTAL REPORTS



6,000
5,000
4,000
3,000
2,000
1,000

BREAKDOWN VALID ASSESSED REPORTS

417



■ TOTAL
■ VALID
■ INVALID

NUMBER OF CHILDREN ASSESSED

1,218

TOTAL

632

VALID

CHILDREN ASSESSED PER 1,000 CHILDREN

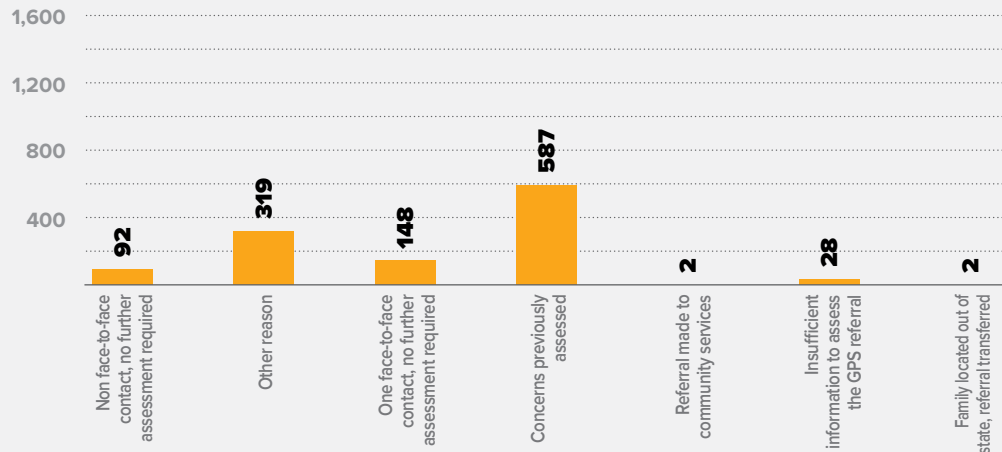
31.9

TOTAL

16.6

VALID

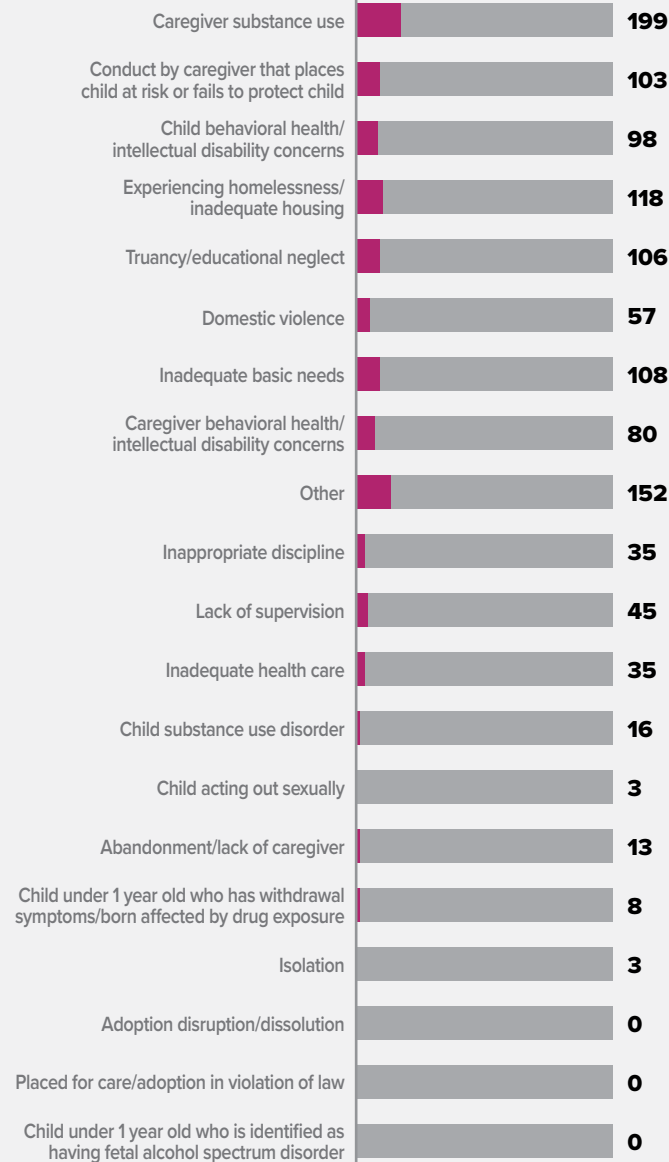
BREAKDOWN REPORTS SCREENED OUT BY REASON



VALID GPS CONCERNS BY TYPE

1,179

TOTAL CONCERNS



BUTLER COUNTY

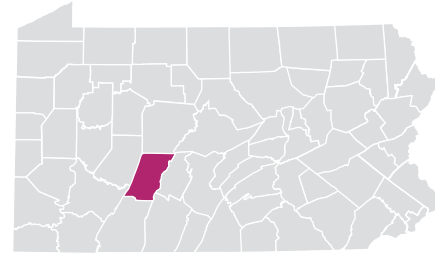
NOTE: A report may have more than one concern for each report; therefore, the total number of concerns will be greater than the total number of reports. In some reports, more than one child was assessed with valid concerns; therefore, the number of children assessed exceeds the number of valid assessed reports.





CAMBRIA COUNTY

RURAL // POPULATION • 132,355 / POPULATION UNDER 18 • 25,484



2024 REPORTS OF CHILD ABUSE

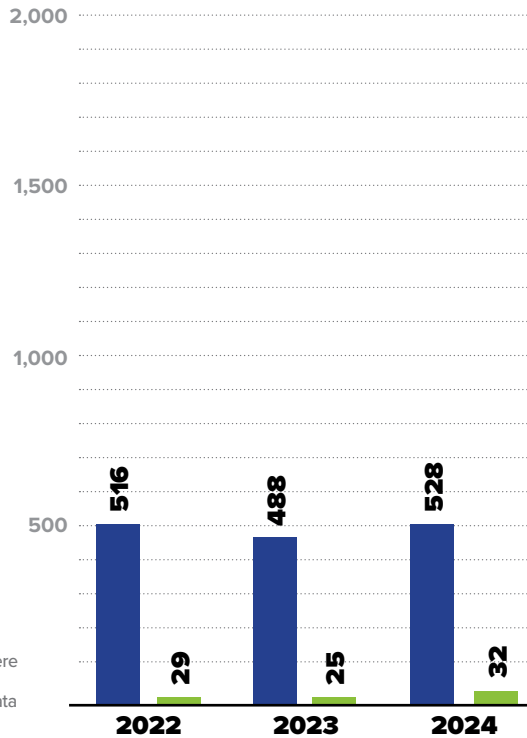
528

■ TOTAL REPORTS

32

■ SUBSTANTIATED
REPORTS

▲ NOTE: CPS and GPS data reported were investigated and substantiated by the CCYA and may vary from statewide data which include both CCYA and OCYF Regional Office investigations.



SUBSTANTIATED REPORTS BY SEX OF VICTIM

FEMALE

16

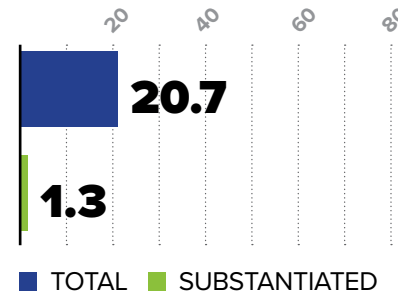
50.0%

MALE

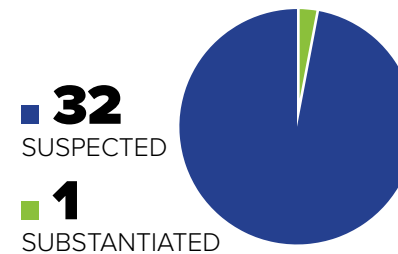
16

50.0%

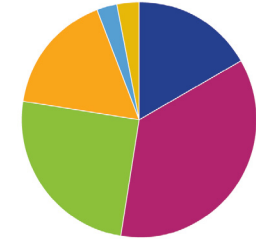
CHILD ABUSE REPORTS PER 1,000 CHILDREN



CASES OF REPEAT ABUSE SUBSTANTIATED REPORTS



TYPES OF ALLEGATIONS SUBSTANTIATED REPORTS



36 TOTAL
ALLEGATIONS

- **6** (16.7%) Sexual Abuse
- **13** (36.1%) Physical Abuse/Bodily Injury
- **9** (25.0%) Serious Physical Neglect
- **6** (16.7%) Reasonable Likelihood of Bodily Injury
- **0** (0.0%) Engaging in Per Se Acts
- **1** (2.8%) Likelihood of Sexual Abuse/Exploitation
- **0** (0.0%) Severe Form of Trafficking in Persons or Sex Trafficking
- **1** (2.8%) Serious Mental Injury

▲ NOTE: A report may have more than one allegation for each report; therefore, the total number of allegations will be greater than the total number of reports.

\$1,722,235

EXPENDITURES CHILD ABUSE
INVESTIGATIONS AND GENERAL
PROTECTIVE SERVICES ASSESSMENTS



2024 SUBSTANTIATED FATALITIES

1/60 MALE **1** FEMALE **0**

2024 SUBSTANTIATED NEAR FATALITIES

1/82 MALE **0** FEMALE **1**

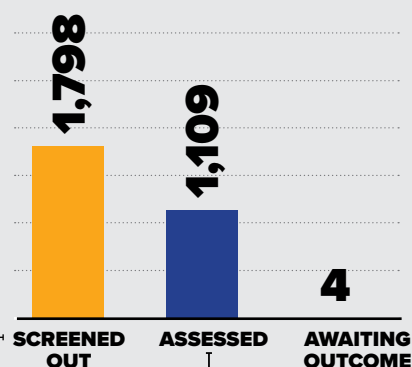
▲ NOTE: Cambria County has not reported their total expenditures for 2024. Therefore, the total county expenditures is underreported. Expenditure data is included through March 7, 2025.



2024 REPORTS OF GENERAL PROTECTIVE SERVICES

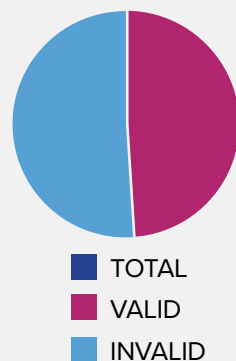
2,911

TOTAL REPORTS



BREAKDOWN VALID ASSESSED REPORTS

547



NUMBER OF CHILDREN ASSESSED

1,670

TOTAL

823

VALID

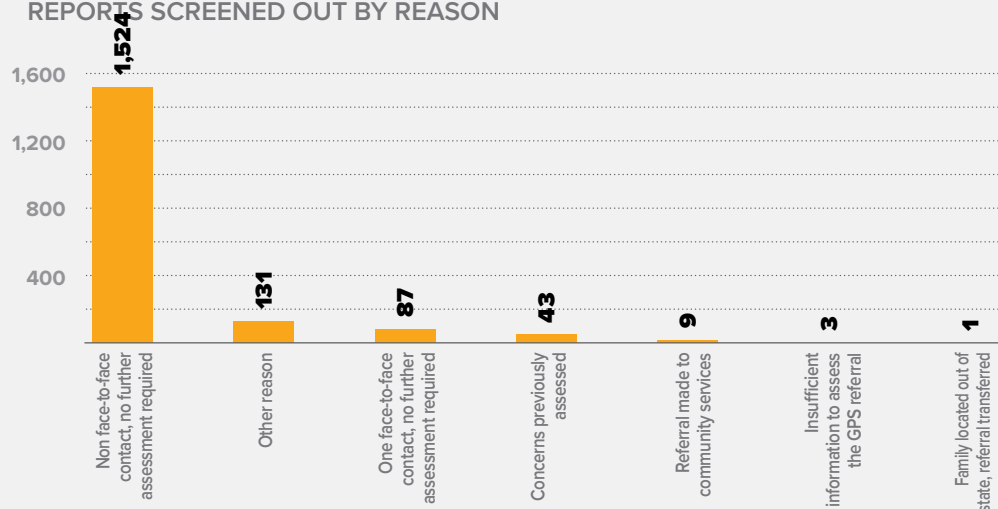
65.5

TOTAL

32.3

VALID

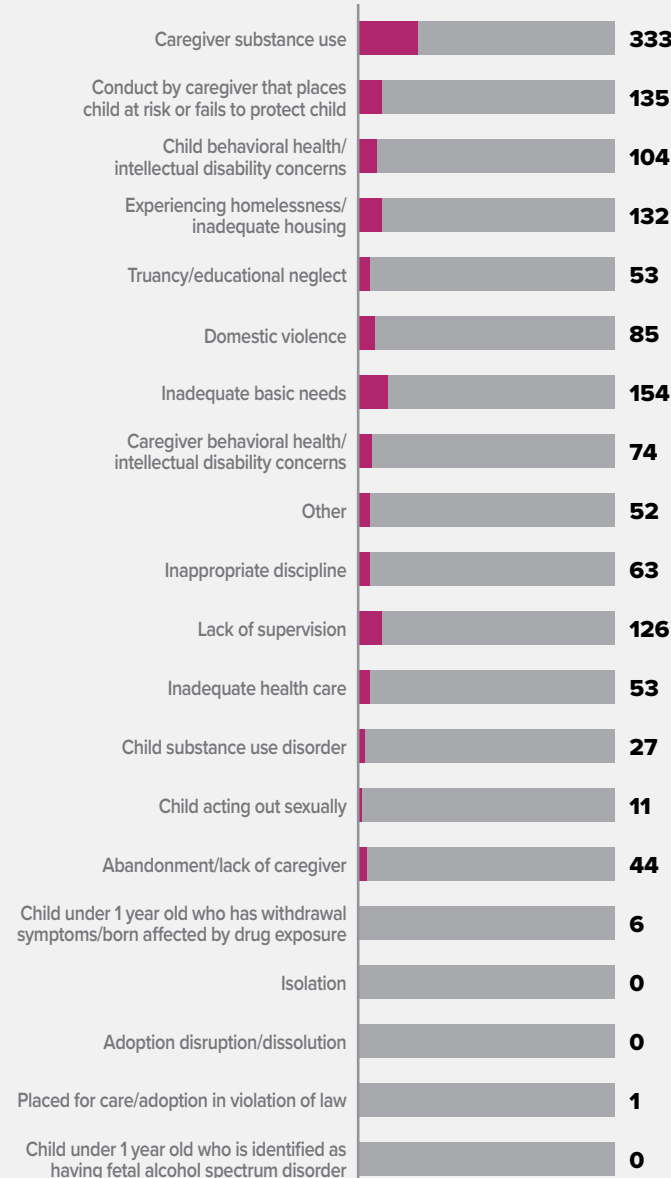
BREAKDOWN REPORTS SCREENED OUT BY REASON



VALID GPS CONCERNS BY TYPE

1,453

TOTAL CONCERNS

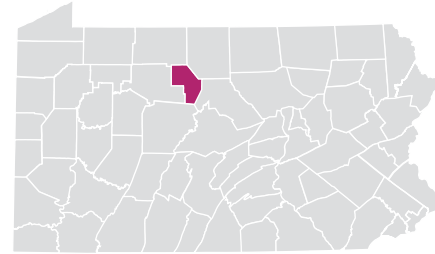


NOTE: A report may have more than one concern for each report; therefore, the total number of concerns will be greater than the total number of reports. In some reports, more than one child was assessed with valid concerns; therefore, the number of children assessed exceeds the number of valid assessed reports.



CAMERON COUNTY

RURAL // POPULATION • 4,475 / POPULATION UNDER 18 • 728



2024 REPORTS OF CHILD ABUSE

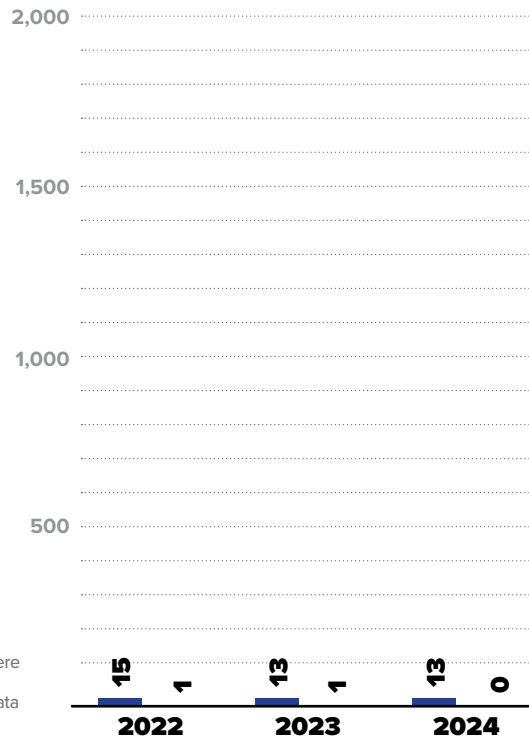
13

■ TOTAL REPORTS

0

■ SUBSTANTIATED
REPORTS

▲ NOTE: CPS and GPS data reported were investigated and substantiated by the CCYA and may vary from statewide data which include both CCYA and OCYF Regional Office investigations.



SUBSTANTIATED REPORTS BY SEX OF VICTIM

FEMALE

0

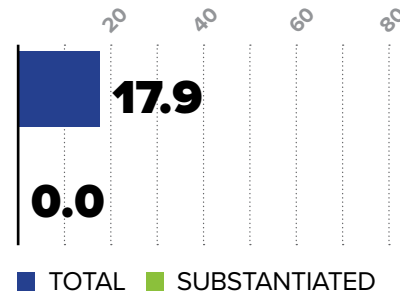
0.0%

MALE

0

0.0%

CHILD ABUSE REPORTS PER 1,000 CHILDREN

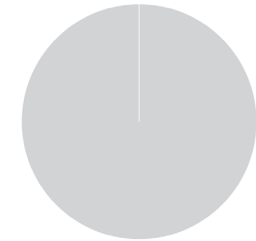


CASES OF REPEAT ABUSE SUBSTANTIATED REPORTS

■ 0
SUSPECTED

■ 0
SUBSTANTIATED

TYPES OF ALLEGATIONS SUBSTANTIATED REPORTS



0 TOTAL
ALLEGATIONS

- 0 (0.0%) Sexual Abuse
- 0 (0.0%) Physical Abuse/Bodily Injury
- 0 (0.0%) Serious Physical Neglect
- 0 (0.0%) Reasonable Likelihood of Bodily Injury
- 0 (0.0%) Engaging in Per Se Acts
- 0 (0.0%) Likelihood of Sexual Abuse/Exploitation
- 0 (0.0%) Severe Form of Trafficking in Persons or Sex Trafficking
- 0 (0.0%) Serious Mental Injury

▲ NOTE: A report may have more than one allegation for each report; therefore, the total number of allegations will be greater than the total number of reports.

\$352,188

EXPENDITURES CHILD ABUSE
INVESTIGATIONS AND GENERAL
PROTECTIVE SERVICES ASSESSMENTS

2023

\$207,325

\$272.59M

2024

\$352,188

\$287.67M

■ COUNTY
■ STATEWIDE
TOTAL

2024 SUBSTANTIATED FATALITIES

0/60 ▶ MALE 0 FEMALE 0

2024 SUBSTANTIATED NEAR FATALITIES

0/82 ▶ MALE 0 FEMALE 0



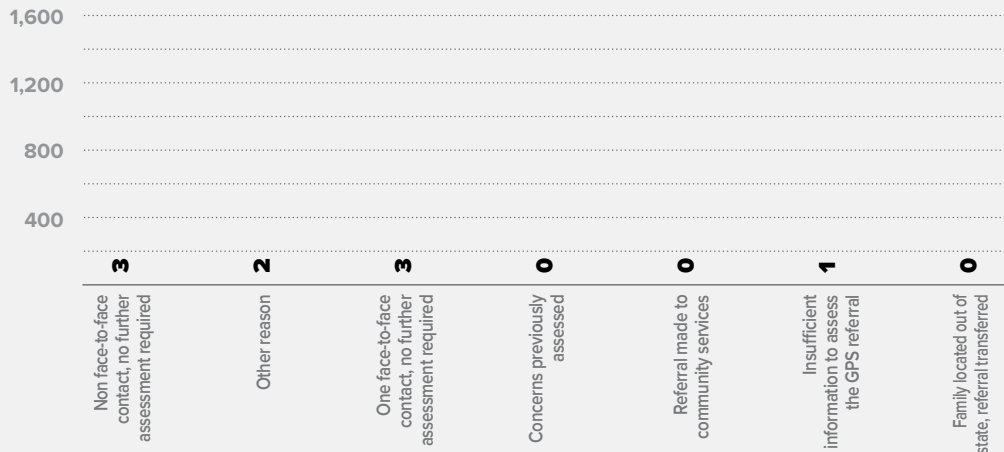
2024 REPORTS OF GENERAL PROTECTIVE SERVICES

95

TOTAL REPORTS

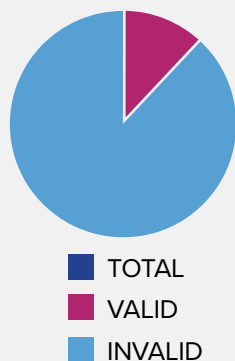


BREAKDOWN REPORTS SCREENED OUT BY REASON



BREAKDOWN VALID ASSESSED REPORTS

10



NUMBER OF CHILDREN ASSESSED

116 TOTAL

12 VALID

CHILDREN
ASSESSED
PER 1,000
CHILDREN

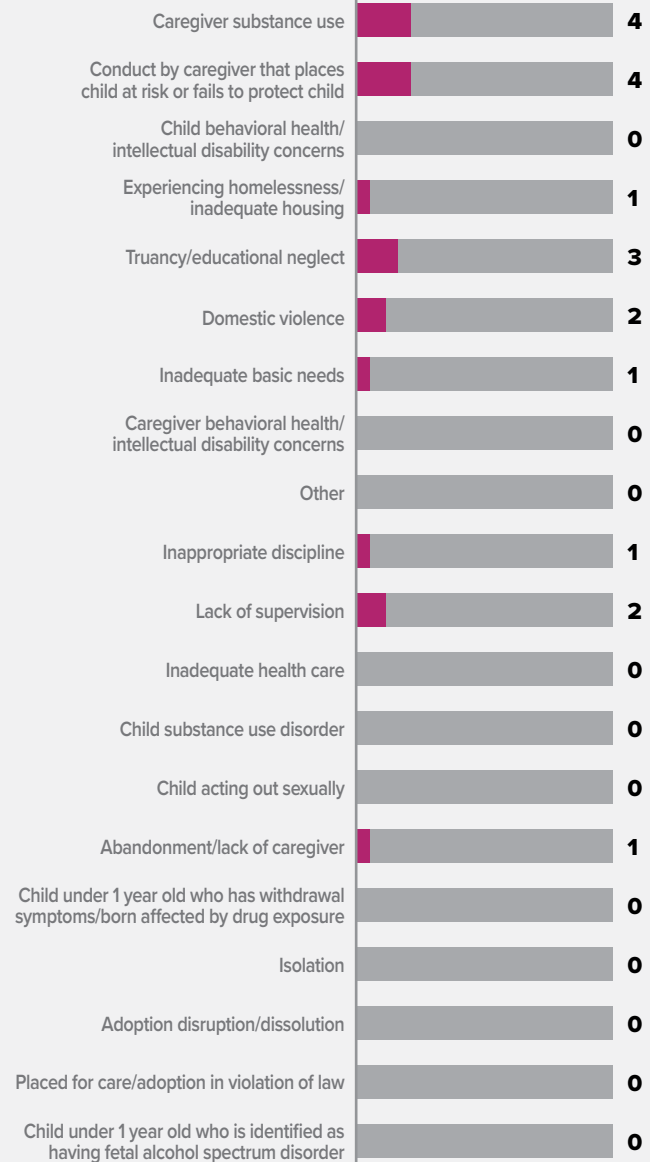
159.3 TOTAL

16.5 VALID

VALID GPS CONCERNS BY TYPE

19

TOTAL CONCERNS



CAMERON COUNTY

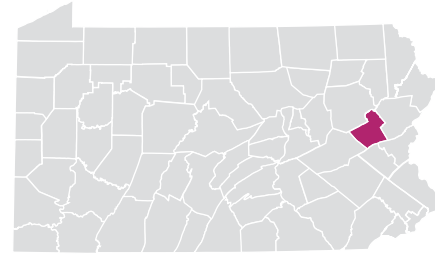
NOTE: A report may have more than one concern for each report; therefore, the total number of concerns will be greater than the total number of reports. In some reports, more than one child was assessed with valid concerns; therefore, the number of children assessed exceeds the number of valid assessed reports.





CARBON COUNTY

RURAL // POPULATION • 65,191 / POPULATION UNDER 18 • 12,454



2024 REPORTS OF CHILD ABUSE

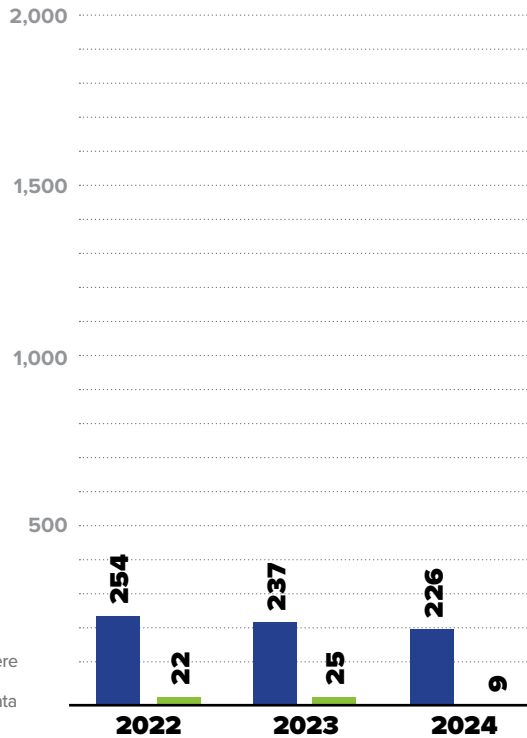
226

■ TOTAL REPORTS

9

■ SUBSTANTIATED
REPORTS

▲ NOTE: CPS and GPS data reported were investigated and substantiated by the CCYA and may vary from statewide data which include both CCYA and OCYF Regional Office investigations.



SUBSTANTIATED REPORTS BY SEX OF VICTIM

FEMALE

4

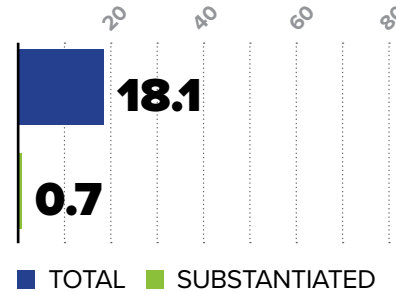
44.4%

MALE

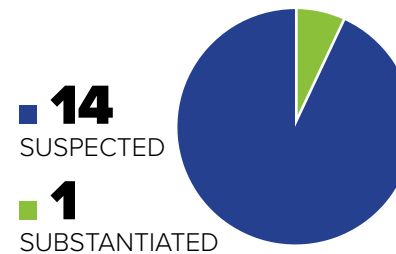
5

55.6%

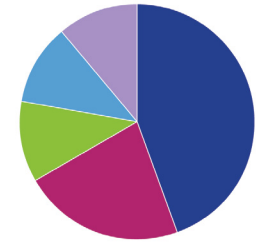
CHILD ABUSE REPORTS PER 1,000 CHILDREN



CASES OF REPEAT ABUSE SUBSTANTIATED REPORTS



TYPES OF ALLEGATIONS SUBSTANTIATED REPORTS



9 TOTAL
ALLEGATIONS

- 4 (44.4%) Sexual Abuse
- 2 (22.2%) Physical Abuse/Bodily Injury
- 1 (11.1%) Serious Physical Neglect
- 0 (0.0%) Reasonable Likelihood of Bodily Injury
- 0 (0.0%) Engaging in Per Se Acts
- 1 (11.1%) Likelihood of Sexual Abuse/Exploitation
- 1 (11.1%) Severe Form of Trafficking in Persons or Sex Trafficking
- 0 (0.0%) Serious Mental Injury

▲ NOTE: A report may have more than one allegation for each report; therefore, the total number of allegations will be greater than the total number of reports.

\$687,583

EXPENDITURES CHILD ABUSE
INVESTIGATIONS AND GENERAL
PROTECTIVE SERVICES ASSESSMENTS

2023

\$1.21M

\$272.59M

2024

\$687,583

\$287.67M

■ COUNTY
■ STATEWIDE
TOTAL

2024 SUBSTANTIATED FATALITIES

0/60

MALE 0

FEMALE 0

2024 SUBSTANTIATED NEAR FATALITIES

0/82

MALE 0

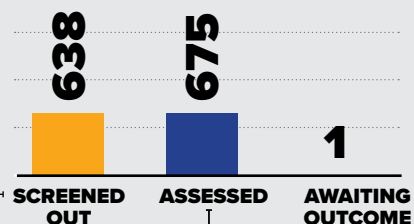
FEMALE 0



2024 REPORTS OF GENERAL PROTECTIVE SERVICES

1,314

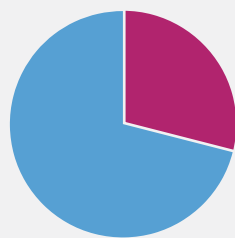
TOTAL REPORTS



6,000
5,000
4,000
3,000
2,000
1,000

BREAKDOWN VALID ASSESSED REPORTS

198



TOTAL
VALID
INVALID

NUMBER OF CHILDREN ASSESSED

985 TOTAL

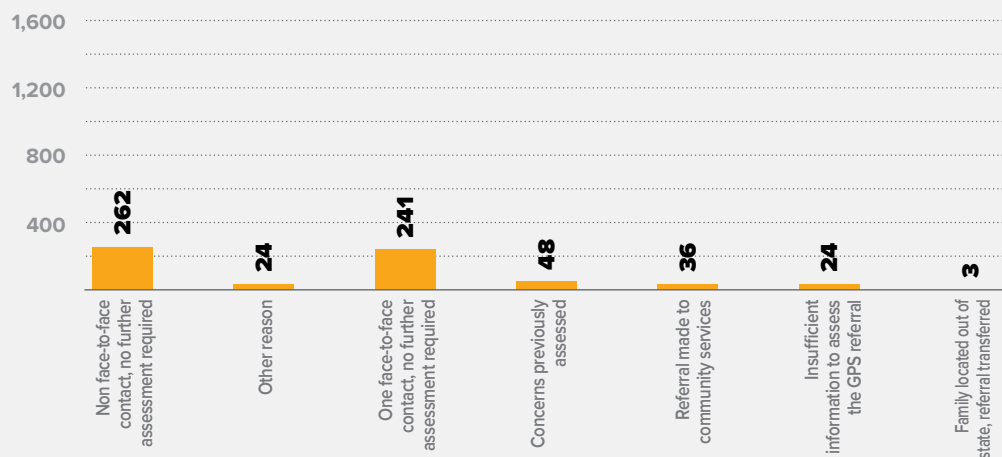
292 VALID

CHILDREN ASSESSED PER 1,000 CHILDREN

79.1 TOTAL

23.4 VALID

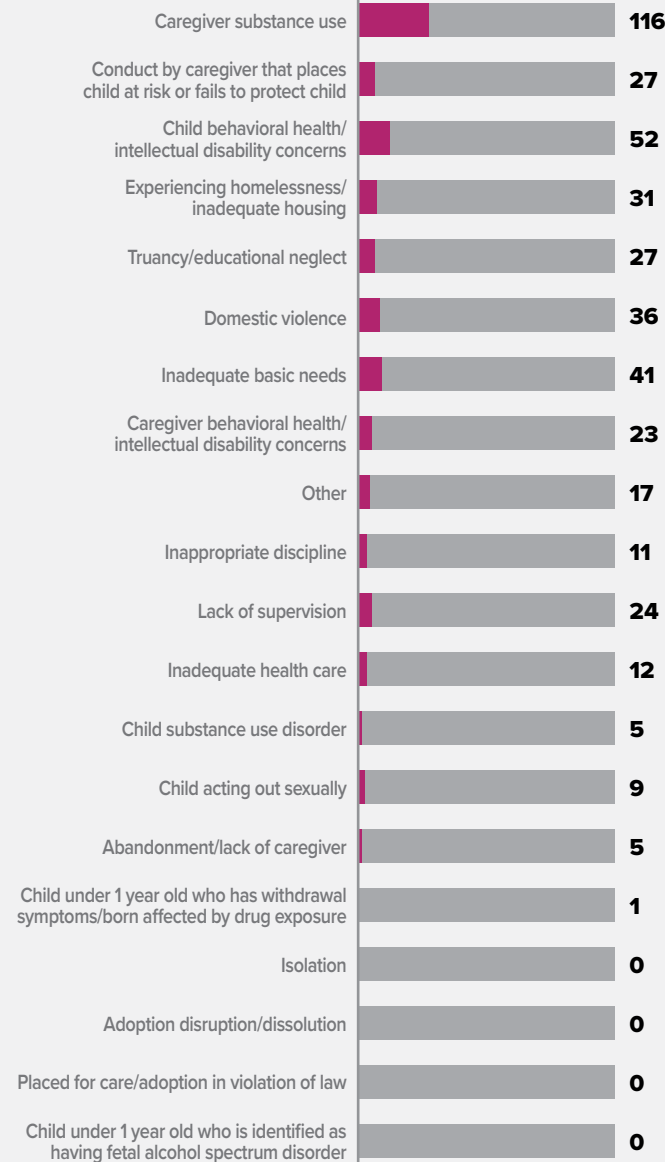
BREAKDOWN REPORTS SCREENED OUT BY REASON



VALID GPS CONCERNS BY TYPE

437

TOTAL CONCERNS

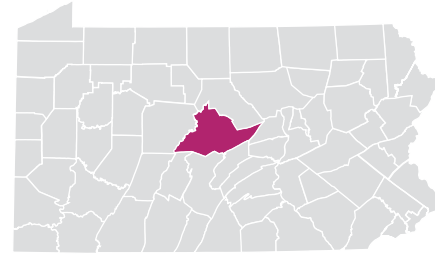


NOTE: A report may have more than one concern for each report; therefore, the total number of concerns will be greater than the total number of reports. In some reports, more than one child was assessed with valid concerns; therefore, the number of children assessed exceeds the number of valid assessed reports.



CENTRE COUNTY

RURAL // POPULATION • 158,041 / POPULATION UNDER 18 • 23,339



2024 REPORTS OF CHILD ABUSE

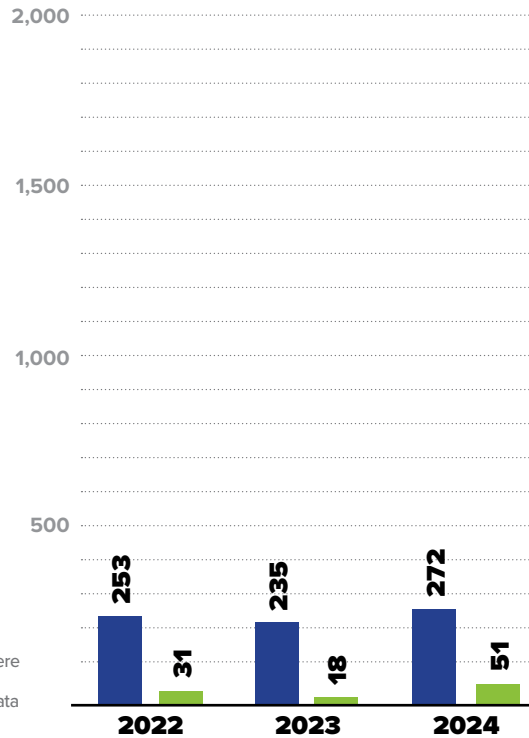
272

■ TOTAL REPORTS

51

■ SUBSTANTIATED
REPORTS

▲ NOTE: CPS and GPS data reported were investigated and substantiated by the CCYA and may vary from statewide data which include both CCYA and OCYF Regional Office investigations.



SUBSTANTIATED REPORTS BY SEX OF VICTIM

FEMALE

35

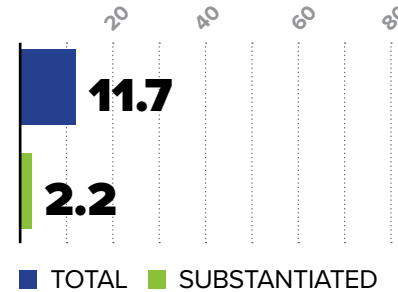
68.6%

MALE

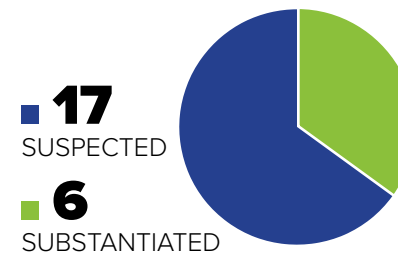
16

31.4%

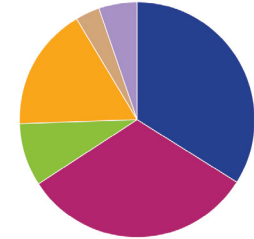
CHILD ABUSE REPORTS PER 1,000 CHILDREN



CASES OF REPEAT ABUSE SUBSTANTIATED REPORTS



TYPES OF ALLEGATIONS SUBSTANTIATED REPORTS



59 TOTAL
ALLEGATIONS

- **20** (33.9%) Sexual Abuse
- **19** (32.2%) Physical Abuse/Bodily Injury
- **5** (8.5%) Serious Physical Neglect
- **10** (16.9%) Reasonable Likelihood of Bodily Injury
- **2** (3.4%) Engaging in Per Se Acts
- **0** (0.0%) Likelihood of Sexual Abuse/Exploitation
- **3** (5.1%) Severe Form of Trafficking in Persons or Sex Trafficking
- **0** (0.0%) Serious Mental Injury

▲ NOTE: A report may have more than one allegation for each report; therefore, the total number of allegations will be greater than the total number of reports.

\$982,791

EXPENDITURES CHILD ABUSE
INVESTIGATIONS AND GENERAL
PROTECTIVE SERVICES ASSESSMENTS

2023

\$1.11M

\$272.59M

2024

\$982,791

\$287.67M

■ COUNTY
■ STATEWIDE
TOTAL

2024 SUBSTANTIATED FATALITIES

0/60

MALE

FEMALE

2024 SUBSTANTIATED NEAR FATALITIES

0/82

MALE

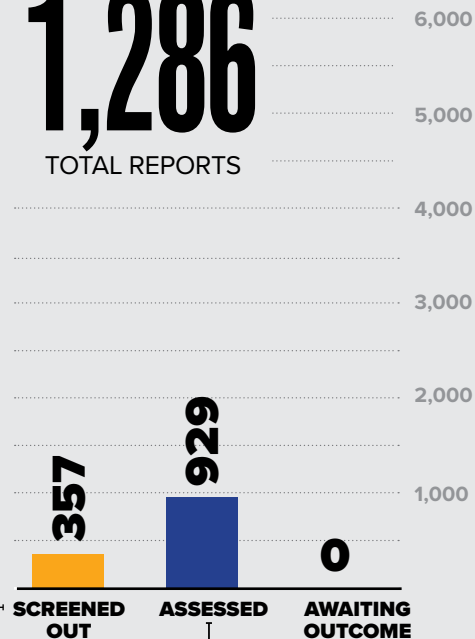
FEMALE



2024 REPORTS OF GENERAL PROTECTIVE SERVICES

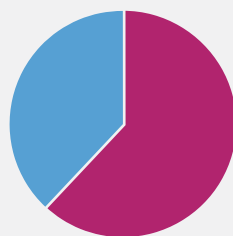
1,286

TOTAL REPORTS



BREAKDOWN VALID ASSESSED REPORTS

577



TOTAL
VALID
INVALID

NUMBER OF CHILDREN ASSESSED

1,317 TOTAL

801 VALID

CHILDREN
ASSESSED
PER 1,000
CHILDREN

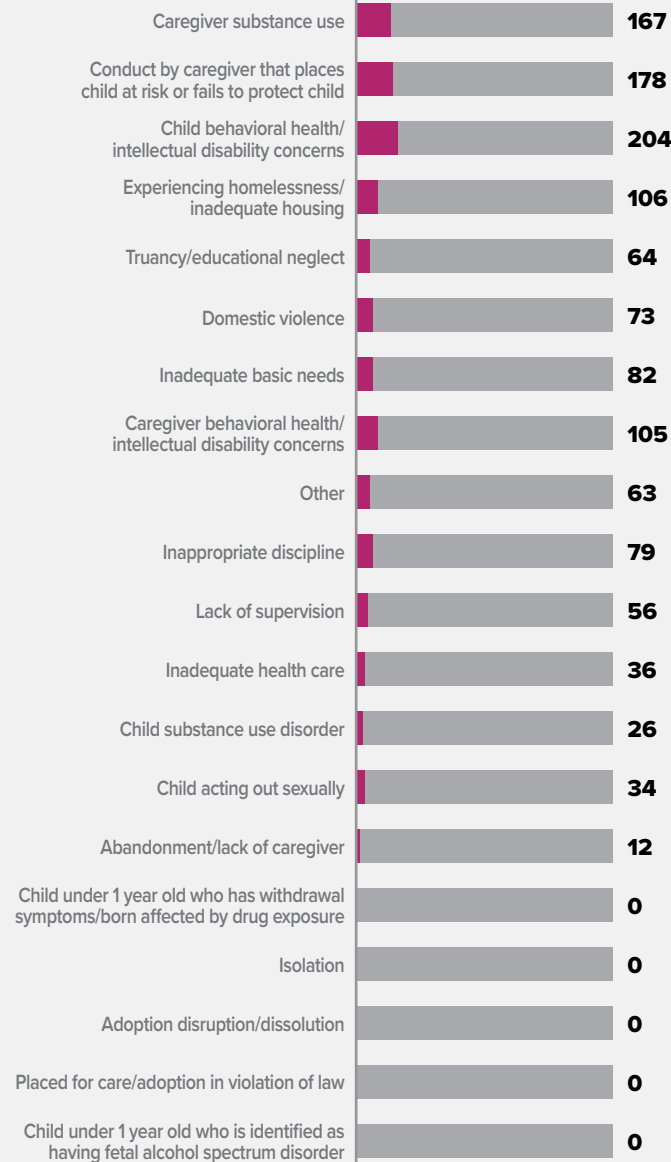
56.4 TOTAL

34.3 VALID

VALID GPS CONCERNS BY TYPE

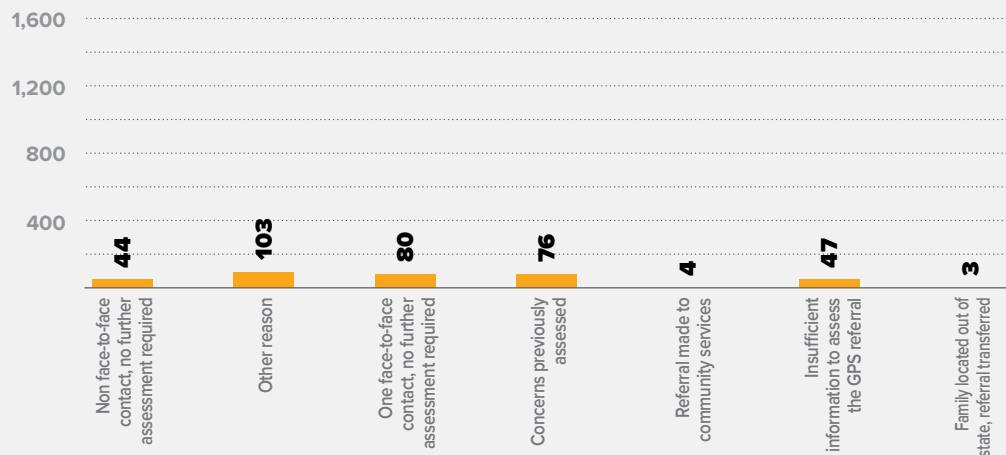
1,285

TOTAL CONCERNS



BREAKDOWN

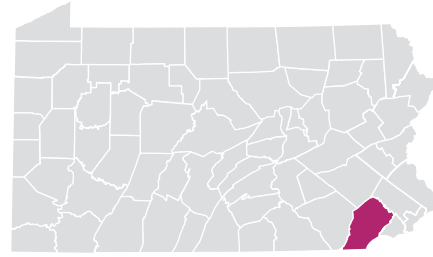
REPORTS SCREENED OUT BY REASON





CHESTER COUNTY

URBAN // POPULATION • 540,896 / POPULATION UNDER 18 • 120,700



2024 REPORTS OF CHILD ABUSE

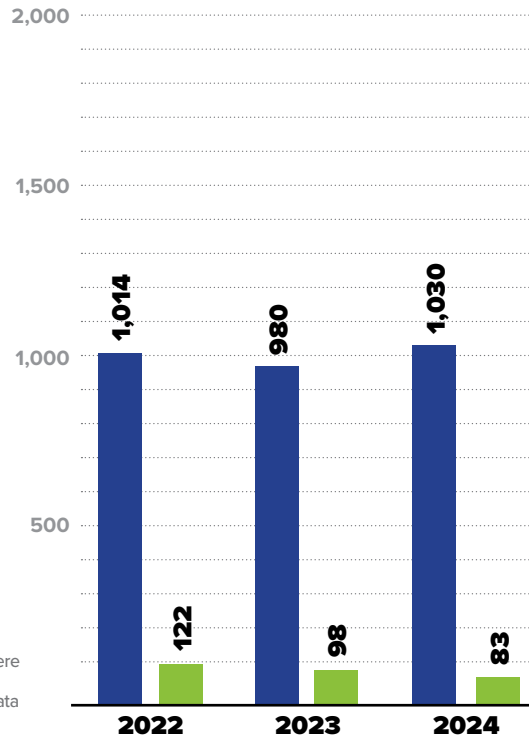
1,030

■ TOTAL REPORTS

83

■ SUBSTANTIATED
REPORTS

▲ NOTE: CPS and GPS data reported were investigated and substantiated by the CCYA and may vary from statewide data which include both CCYA and OCYF Regional Office investigations.



SUBSTANTIATED REPORTS BY SEX OF VICTIM

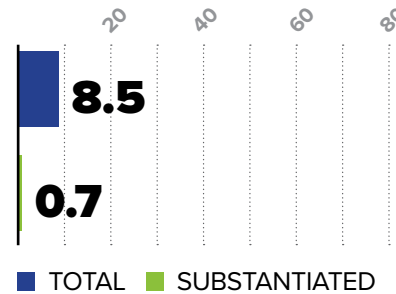
FEMALE

60
72.3%

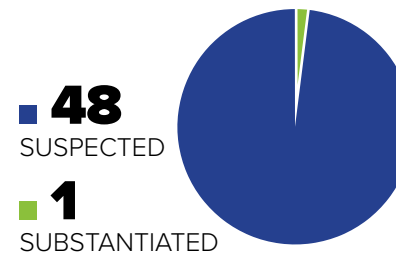
MALE

23
27.7%

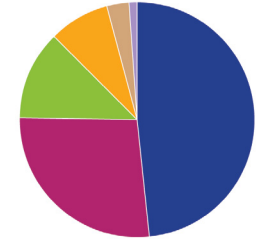
CHILD ABUSE REPORTS PER 1,000 CHILDREN



CASES OF REPEAT ABUSE SUBSTANTIATED REPORTS



TYPES OF ALLEGATIONS SUBSTANTIATED REPORTS



97 TOTAL
ALLEGATIONS

- **47** (48.5%) Sexual Abuse
- **26** (26.8%) Physical Abuse/Bodily Injury
- **12** (12.4%) Serious Physical Neglect
- **8** (8.2%) Reasonable Likelihood of Bodily Injury
- **3** (3.1%) Engaging in Per Se Acts
- **0** (0.0%) Likelihood of Sexual Abuse/Exploitation
- **1** (1.0%) Severe Form of Trafficking in Persons or Sex Trafficking
- **0** (0.0%) Serious Mental Injury

▲ NOTE: A report may have more than one allegation for each report; therefore, the total number of allegations will be greater than the total number of reports.

\$3,274,102

EXPENDITURES CHILD ABUSE
INVESTIGATIONS AND GENERAL
PROTECTIVE SERVICES ASSESSMENTS



2024 SUBSTANTIATED FATALITIES

3/60 ▶ MALE **2** FEMALE **1**

2024 SUBSTANTIATED NEAR FATALITIES

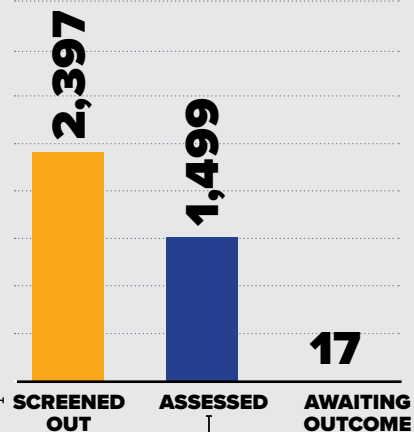
4/82 ▶ MALE **4** FEMALE **0**



2024 REPORTS OF GENERAL PROTECTIVE SERVICES

3,913

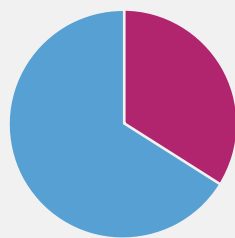
TOTAL REPORTS



6,000
5,000
4,000
3,000
2,000
1,000

BREAKDOWN VALID ASSESSED REPORTS

507



■ TOTAL
■ VALID
■ INVALID

NUMBER OF CHILDREN ASSESSED

2,162 TOTAL

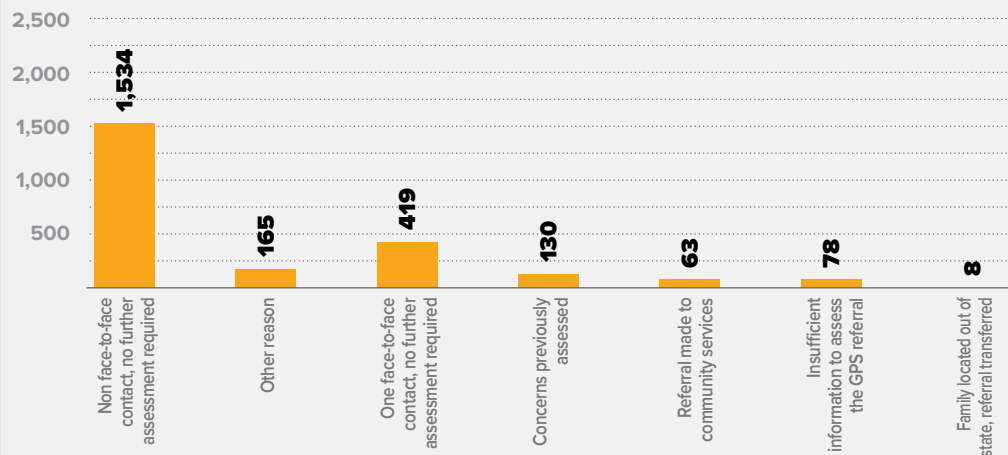
789 VALID

CHILDREN ASSESSED PER 1,000 CHILDREN

17.9 TOTAL

6.5 VALID

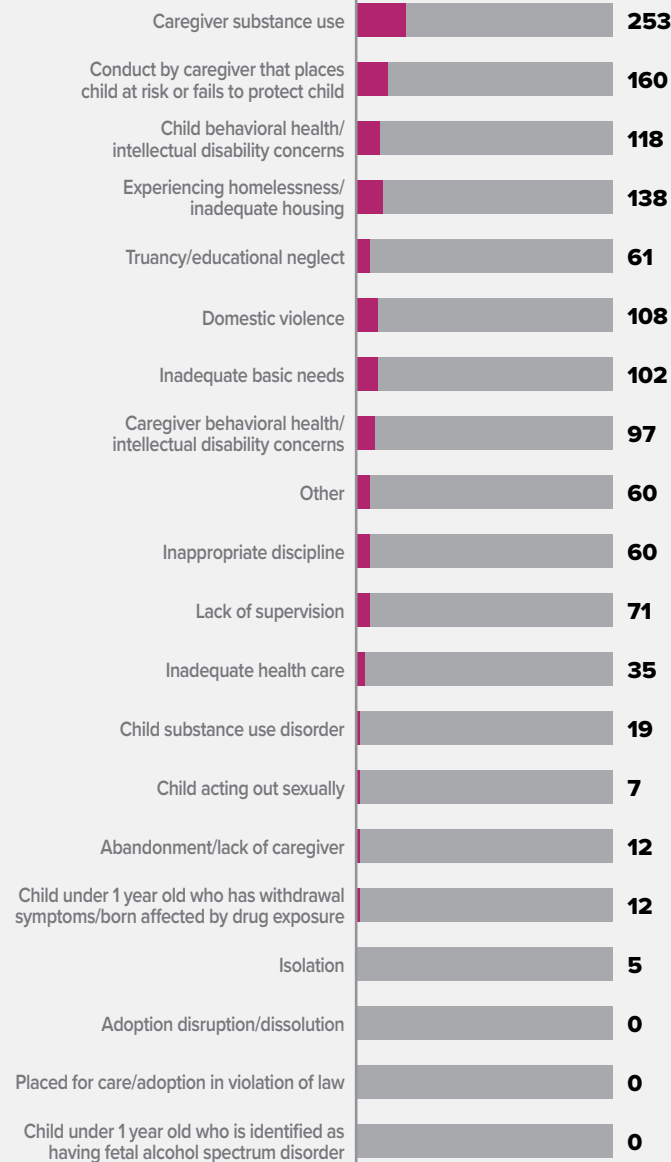
BREAKDOWN REPORTS SCREENED OUT BY REASON



VALID GPS CONCERNS BY TYPE

1,318

TOTAL CONCERNS



CHESTER COUNTY

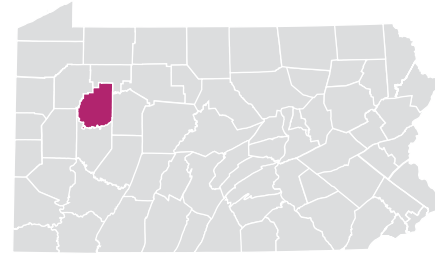
NOTE: A report may have more than one concern for each report; therefore, the total number of concerns will be greater than the total number of reports. In some reports, more than one child was assessed with valid concerns; therefore, the number of children assessed exceeds the number of valid assessed reports.





CLARION COUNTY

RURAL // POPULATION • 37,297 / POPULATION UNDER 18 • 7,064



2024 REPORTS OF CHILD ABUSE

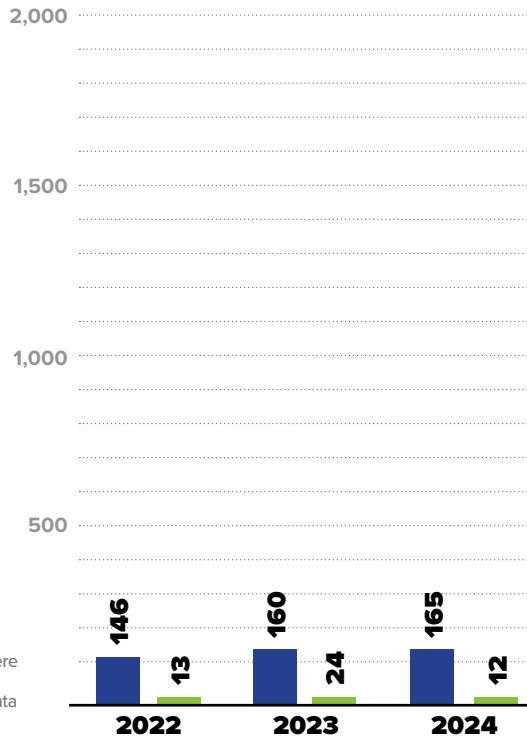
165

■ TOTAL REPORTS

12

■ SUBSTANTIATED
REPORTS

▲ NOTE: CPS and GPS data reported were investigated and substantiated by the CCYA and may vary from statewide data which include both CCYA and OCYF Regional Office investigations.



SUBSTANTIATED REPORTS BY SEX OF VICTIM

FEMALE

5

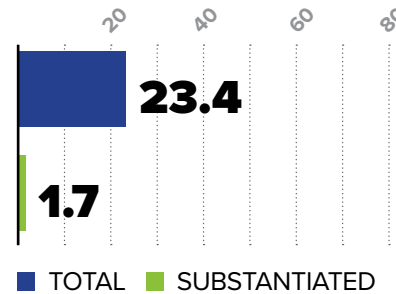
41.7%

MALE

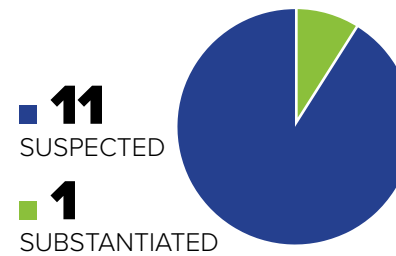
7

58.3%

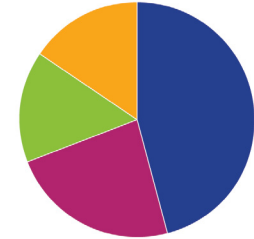
CHILD ABUSE REPORTS PER 1,000 CHILDREN



CASES OF REPEAT ABUSE SUBSTANTIATED REPORTS



TYPES OF ALLEGATIONS SUBSTANTIATED REPORTS



13 TOTAL
ALLEGATIONS

- **6** (46.2%) Sexual Abuse
- **3** (23.1%) Physical Abuse/Bodily Injury
- **2** (15.4%) Serious Physical Neglect
- **2** (15.4%) Reasonable Likelihood of Bodily Injury
- **0** (0.0%) Engaging in Per Se Acts
- **0** (0.0%) Likelihood of Sexual Abuse/Exploitation
- **0** (0.0%) Severe Form of Trafficking in Persons or Sex Trafficking
- **0** (0.0%) Serious Mental Injury

▲ NOTE: A report may have more than one allegation for each report; therefore, the total number of allegations will be greater than the total number of reports.

\$1,172,978

EXPENDITURES CHILD ABUSE
INVESTIGATIONS AND GENERAL
PROTECTIVE SERVICES ASSESSMENTS

2023

\$1.31M

\$272.59M

2024

\$1.17M

\$287.67M

■ COUNTY
■ STATEWIDE
TOTAL

2024 SUBSTANTIATED FATALITIES

0/60

MALE
0

FEMALE
0

2024 SUBSTANTIATED NEAR FATALITIES

0/82

MALE
0

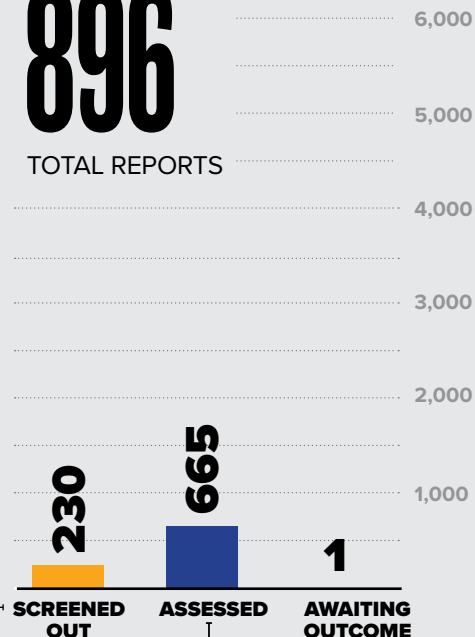
FEMALE
0



2024 REPORTS OF GENERAL PROTECTIVE SERVICES

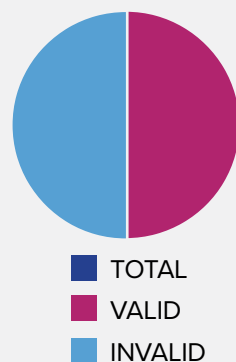
896

TOTAL REPORTS



BREAKDOWN VALID ASSESSED REPORTS

331



NUMBER OF CHILDREN ASSESSED

940 TOTAL

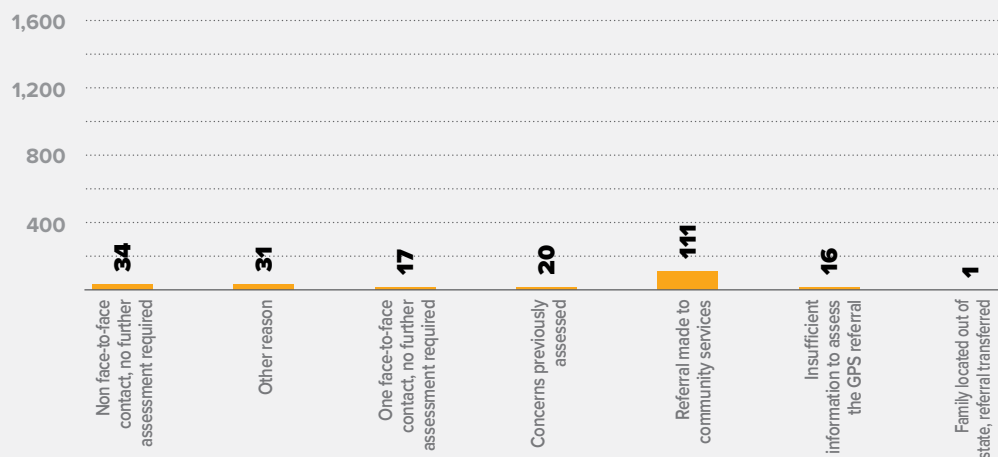
472 VALID

CHILDREN
ASSESSED
PER 1,000
CHILDREN

133.1 TOTAL

66.8 VALID

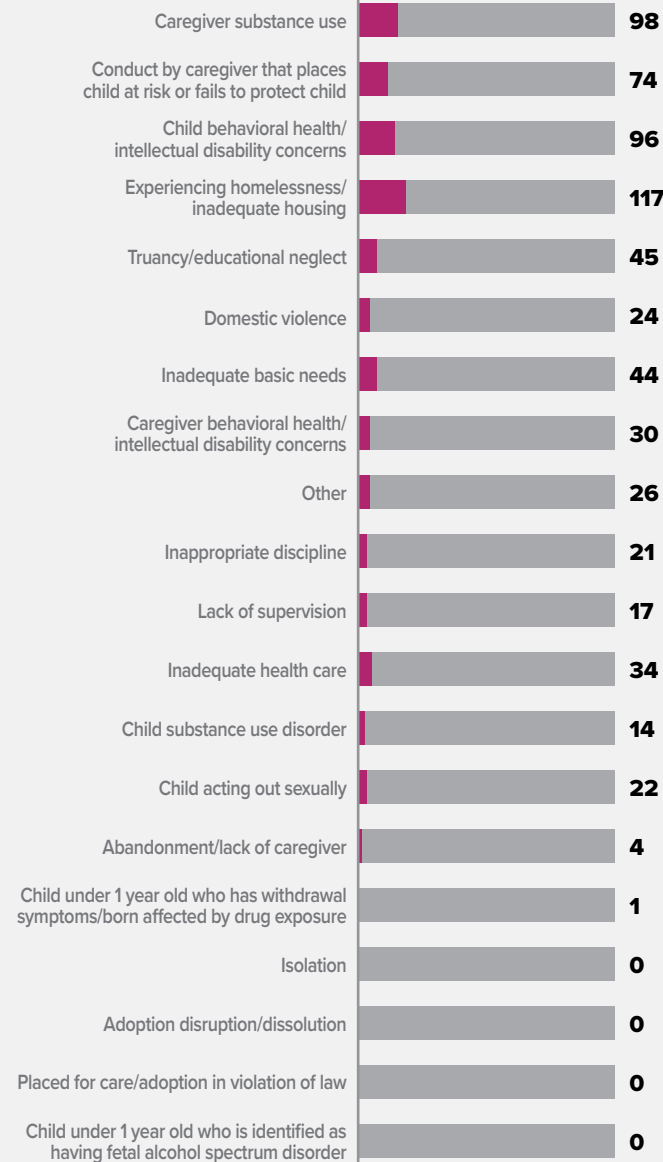
BREAKDOWN REPORTS SCREENED OUT BY REASON



VALID GPS CONCERNS BY TYPE

667

TOTAL CONCERNS

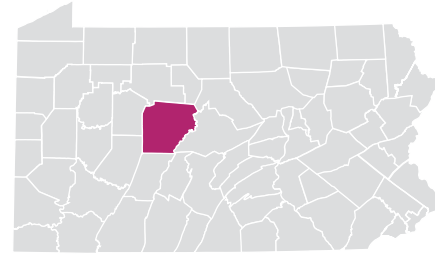


NOTE: A report may have more than one concern for each report; therefore, the total number of concerns will be greater than the total number of reports. In some reports, more than one child was assessed with valid concerns; therefore, the number of children assessed exceeds the number of valid assessed reports.



CLEARFIELD COUNTY

RURAL // POPULATION • 78,902 / POPULATION UNDER 18 • 14,518



2024 REPORTS OF CHILD ABUSE

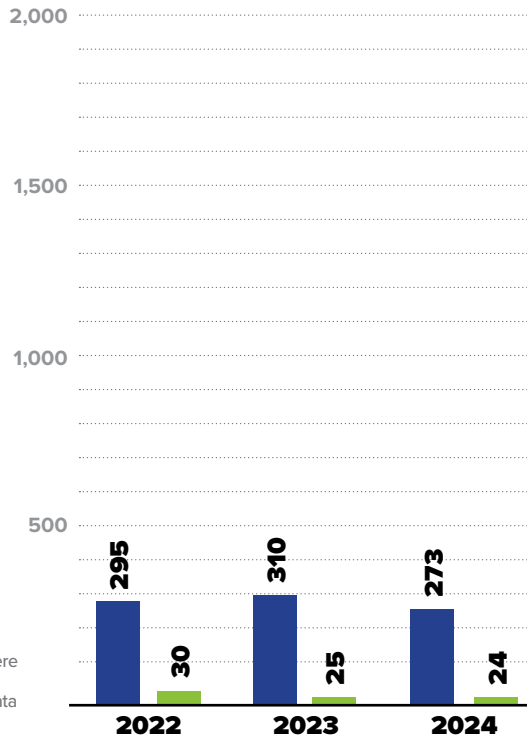
273

■ TOTAL REPORTS

24

■ SUBSTANTIATED
REPORTS

▲ NOTE: CPS and GPS data reported were investigated and substantiated by the CCYA and may vary from statewide data which include both CCYA and OCYF Regional Office investigations.



SUBSTANTIATED REPORTS BY SEX OF VICTIM

FEMALE

13

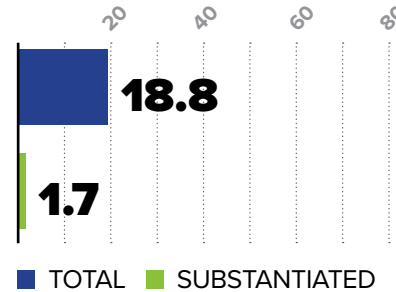
54.2%

MALE

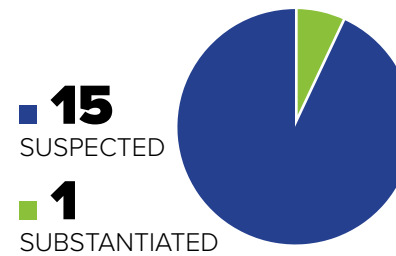
11

45.8%

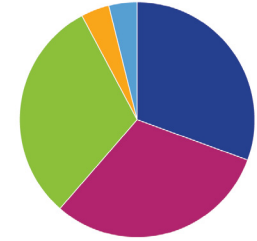
CHILD ABUSE REPORTS PER 1,000 CHILDREN



CASES OF REPEAT ABUSE SUBSTANTIATED REPORTS



TYPES OF ALLEGATIONS SUBSTANTIATED REPORTS



26 TOTAL
ALLEGATIONS

- **8** (30.8%) Sexual Abuse
- **8** (30.8%) Physical Abuse/Bodily Injury
- **8** (30.8%) Serious Physical Neglect
- **1** (3.8%) Reasonable Likelihood of Bodily Injury
- **0** (0.0%) Engaging in Per Se Acts
- **1** (3.8%) Likelihood of Sexual Abuse/Exploitation
- **0** (0.0%) Severe Form of Trafficking in Persons or Sex Trafficking
- **0** (0.0%) Serious Mental Injury

▲ NOTE: A report may have more than one allegation for each report; therefore, the total number of allegations will be greater than the total number of reports.

\$1,354,390

EXPENDITURES CHILD ABUSE
INVESTIGATIONS AND GENERAL
PROTECTIVE SERVICES ASSESSMENTS

2023

\$1.14M

\$272.59M

2024

\$1.35M

\$287.67M

■ COUNTY
■ STATEWIDE
TOTAL

2024 SUBSTANTIATED FATALITIES

0/60

MALE **0**

FEMALE **0**

2024 SUBSTANTIATED NEAR FATALITIES

2/82

MALE **2**

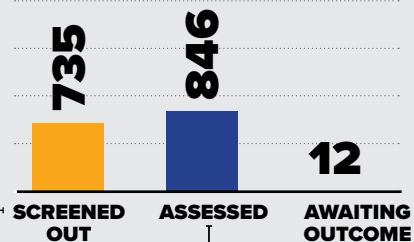
FEMALE **0**



2024 REPORTS OF GENERAL PROTECTIVE SERVICES

1,593

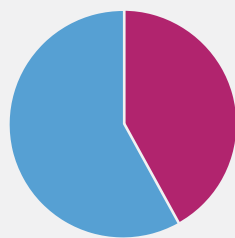
TOTAL REPORTS



6,000
5,000
4,000
3,000
2,000
1,000

BREAKDOWN VALID ASSESSED REPORTS

352



■ TOTAL
■ VALID
■ INVALID

NUMBER OF CHILDREN ASSESSED

1,143

TOTAL

475

VALID

CHILDREN ASSESSED PER 1,000 CHILDREN

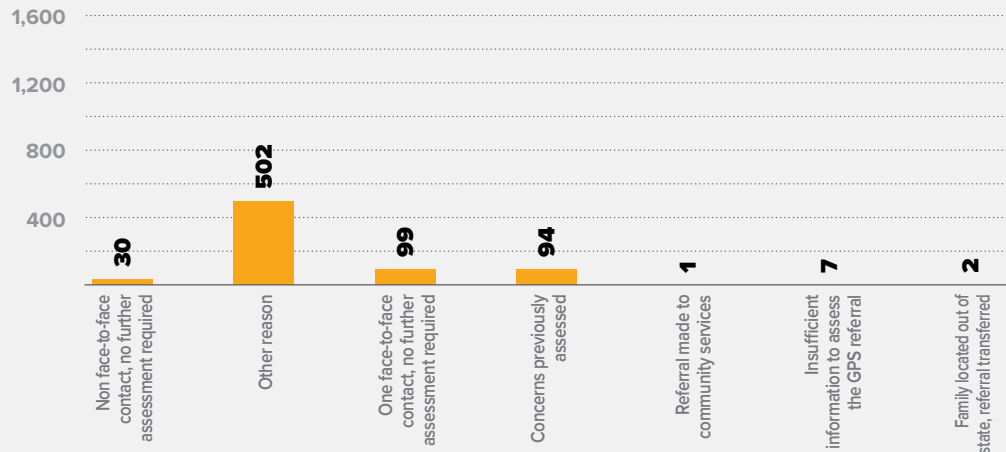
78.7

TOTAL

32.7

VALID

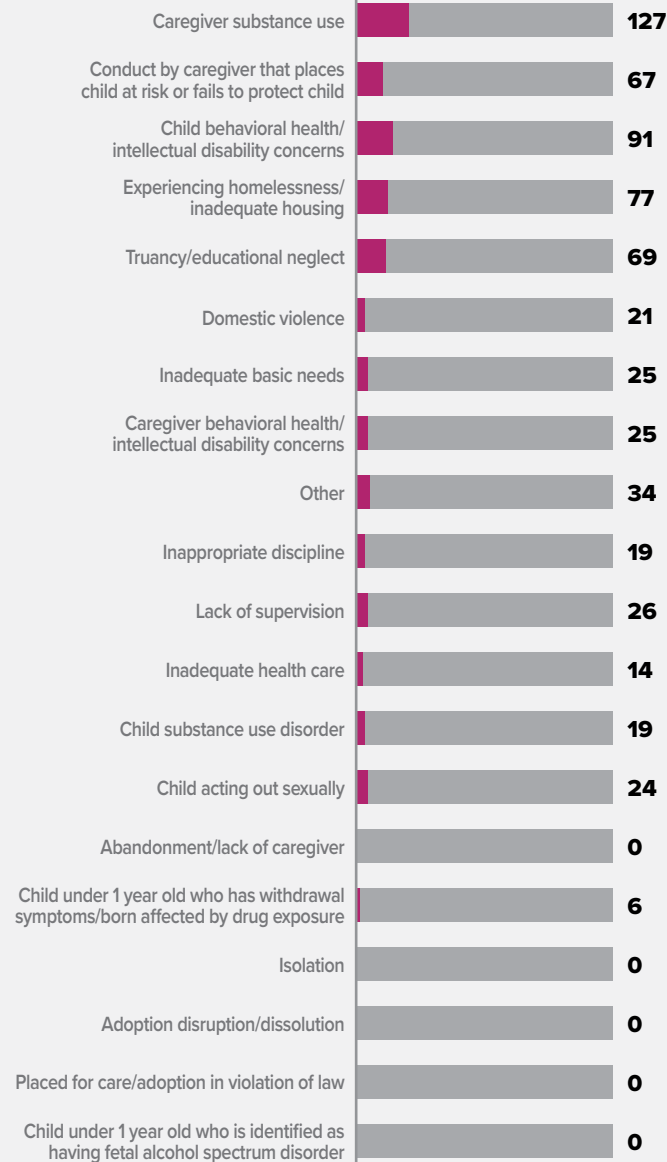
BREAKDOWN REPORTS SCREENED OUT BY REASON



VALID GPS CONCERNS BY TYPE

644

TOTAL CONCERNS



CLEARFIELD COUNTY

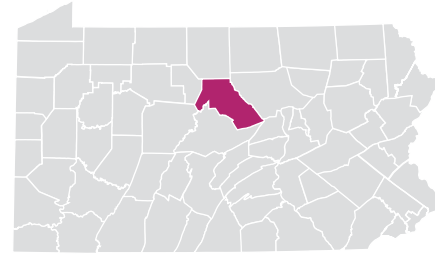
NOTE: A report may have more than one concern for each report; therefore, the total number of concerns will be greater than the total number of reports. In some reports, more than one child was assessed with valid concerns; therefore, the number of children assessed exceeds the number of valid assessed reports.





CLINTON COUNTY

RURAL // POPULATION • 37,707 / POPULATION UNDER 18 • 7,619



2024 REPORTS OF CHILD ABUSE

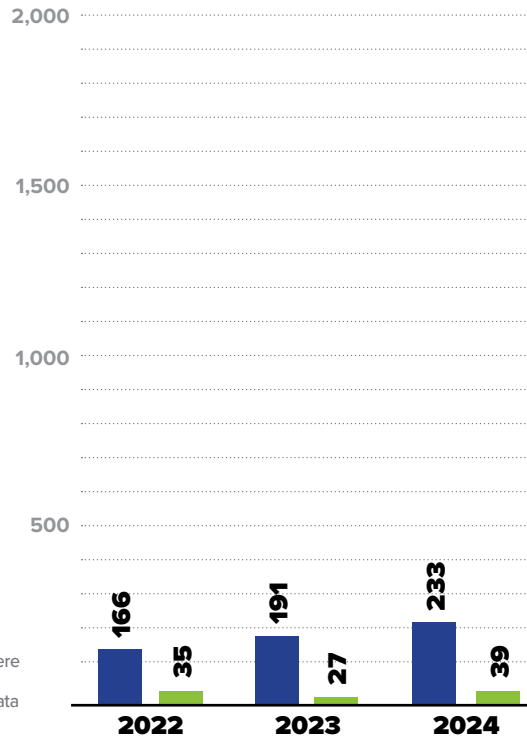
233

■ TOTAL REPORTS

39

■ SUBSTANTIATED
REPORTS

▲ NOTE: CPS and GPS data reported were investigated and substantiated by the CCYA and may vary from statewide data which include both CCYA and OCYF Regional Office investigations.

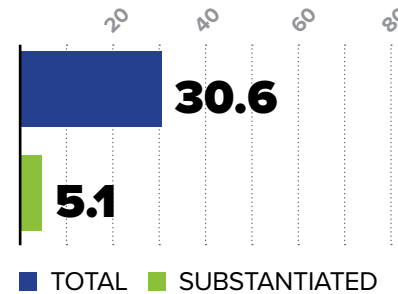


SUBSTANTIATED REPORTS BY SEX OF VICTIM

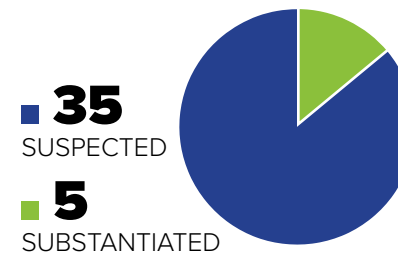
FEMALE
27
69.2%

MALE
12
30.8%

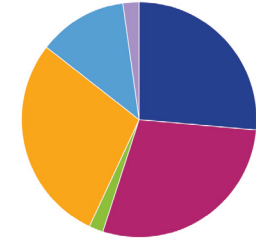
CHILD ABUSE REPORTS PER 1,000 CHILDREN



CASES OF REPEAT ABUSE SUBSTANTIATED REPORTS



TYPES OF ALLEGATIONS SUBSTANTIATED REPORTS



49 TOTAL
ALLEGATIONS

- **13** (26.5%) Sexual Abuse
- **14** (28.6%) Physical Abuse/Bodily Injury
- **1** (2.0%) Serious Physical Neglect
- **14** (28.6%) Reasonable Likelihood of Bodily Injury
- **0** (0.0%) Engaging in Per Se Acts
- **6** (12.2%) Likelihood of Sexual Abuse/Exploitation
- **1** (2.0%) Severe Form of Trafficking in Persons or Sex Trafficking
- **0** (0.0%) Serious Mental Injury

▲ NOTE: A report may have more than one allegation for each report; therefore, the total number of allegations will be greater than the total number of reports.

\$1,016,525

EXPENDITURES CHILD ABUSE
INVESTIGATIONS AND GENERAL
PROTECTIVE SERVICES ASSESSMENTS



2024 SUBSTANTIATED FATALITIES

0/60 MALE FEMALE

2024 SUBSTANTIATED NEAR FATALITIES

0/82 MALE FEMALE



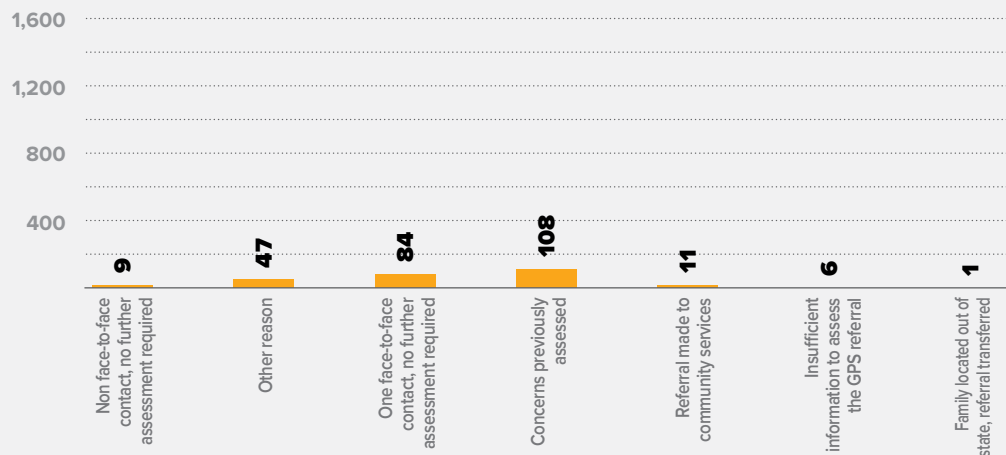
2024 REPORTS OF GENERAL PROTECTIVE SERVICES

910

TOTAL REPORTS

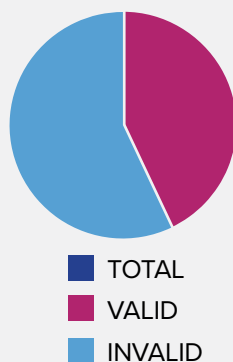


BREAKDOWN REPORTS SCREENED OUT BY REASON



BREAKDOWN VALID ASSESSED REPORTS

275



NUMBER OF CHILDREN ASSESSED

946 TOTAL

388 VALID

CHILDREN
ASSESSED
PER 1,000
CHILDREN

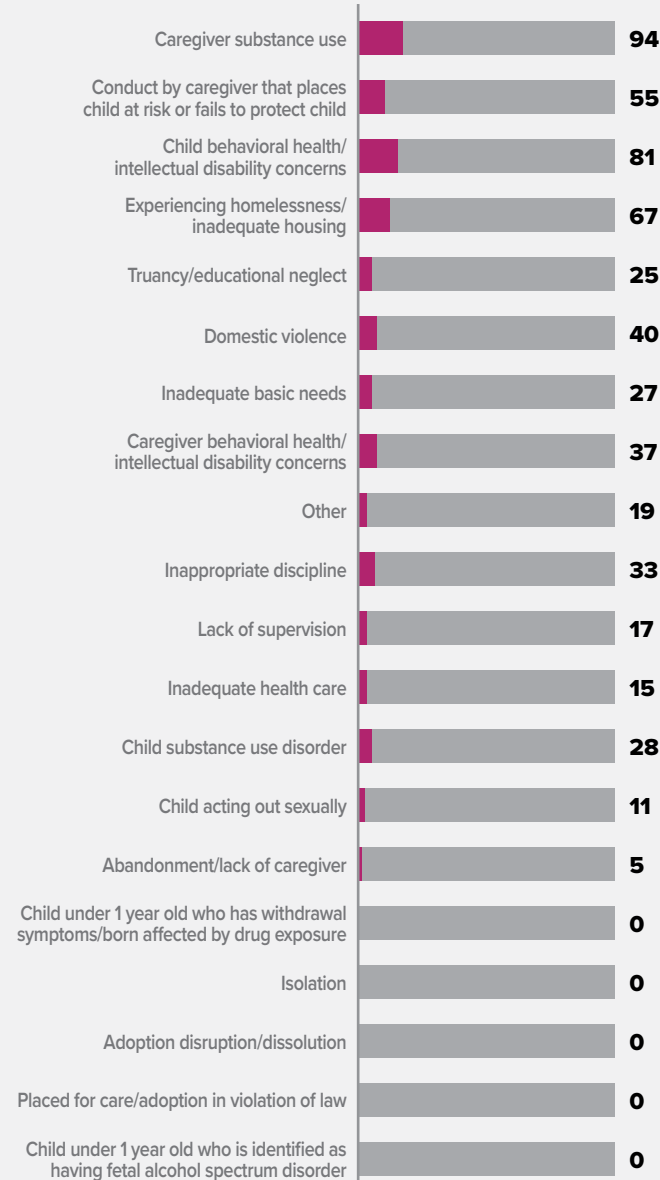
124.2 TOTAL

50.9 VALID

VALID GPS CONCERNS BY TYPE

554

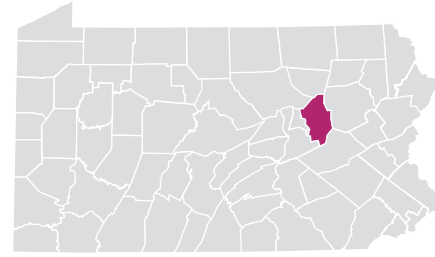
TOTAL CONCERNS





COLUMBIA COUNTY

RURAL // POPULATION • 65,055 / POPULATION UNDER 18 • 11,493



2024 REPORTS OF CHILD ABUSE

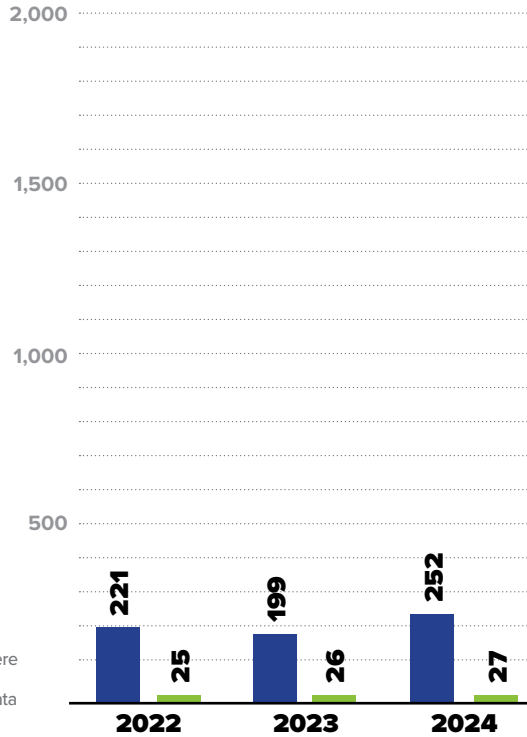
252

■ TOTAL REPORTS

27

■ SUBSTANTIATED
REPORTS

▲ NOTE: CPS and GPS data reported were investigated and substantiated by the CCYA and may vary from statewide data which include both CCYA and OCYF Regional Office investigations.



SUBSTANTIATED REPORTS BY SEX OF VICTIM

FEMALE

14

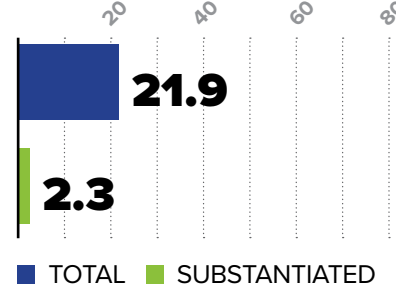
51.9%

MALE

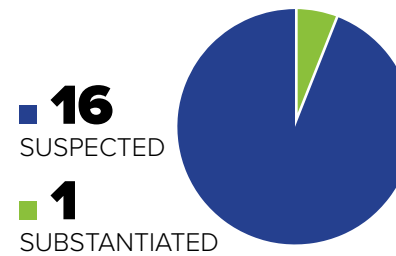
13

48.1%

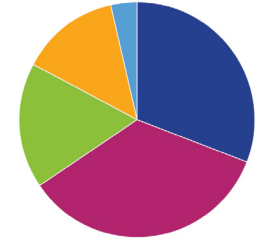
CHILD ABUSE REPORTS PER 1,000 CHILDREN



CASES OF REPEAT ABUSE SUBSTANTIATED REPORTS



TYPES OF ALLEGATIONS SUBSTANTIATED REPORTS



29 TOTAL
ALLEGATIONS

- **9** (31.0%) Sexual Abuse
- **10** (34.5%) Physical Abuse/Bodily Injury
- **5** (17.2%) Serious Physical Neglect
- **4** (13.8%) Reasonable Likelihood of Bodily Injury
- **0** (0.0%) Engaging in Per Se Acts
- **1** (3.4%) Likelihood of Sexual Abuse/Exploitation
- **0** (0.0%) Severe Form of Trafficking in Persons or Sex Trafficking
- **0** (0.0%) Serious Mental Injury

▲ NOTE: A report may have more than one allegation for each report; therefore, the total number of allegations will be greater than the total number of reports.

\$667,213

EXPENDITURES CHILD ABUSE
INVESTIGATIONS AND GENERAL
PROTECTIVE SERVICES ASSESSMENTS



2024 SUBSTANTIATED FATALITIES

0/60 MALE FEMALE

2024 SUBSTANTIATED NEAR FATALITIES

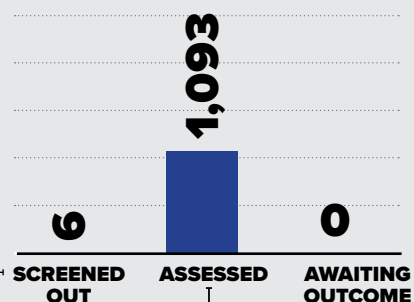
0/82 MALE FEMALE



2024 REPORTS OF GENERAL PROTECTIVE SERVICES

1,099

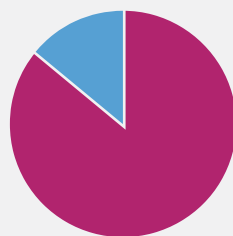
TOTAL REPORTS



6,000
5,000
4,000
3,000
2,000
1,000

BREAKDOWN VALID ASSESSED REPORTS

937



■ TOTAL
■ VALID
■ INVALID

NUMBER OF CHILDREN ASSESSED

1,535 TOTAL

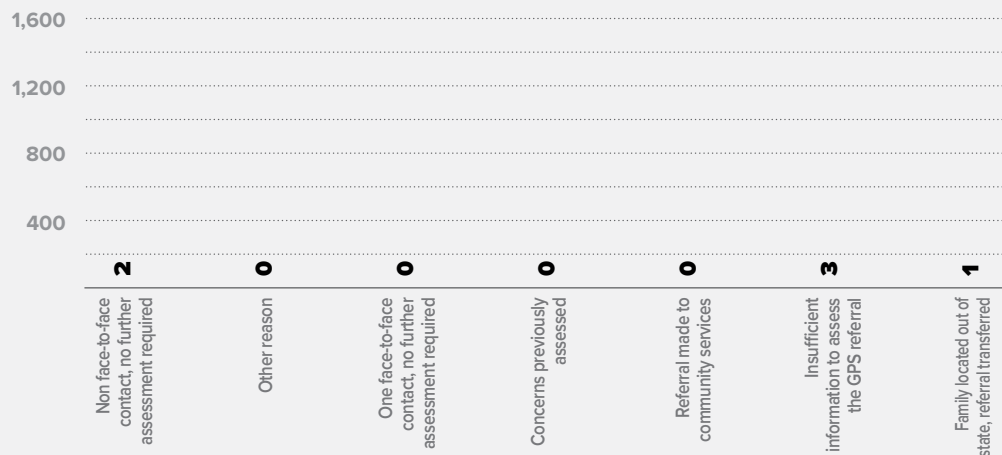
1,310 VALID

CHILDREN
ASSESSED
PER 1,000
CHILDREN

133.6 TOTAL

114.0 VALID

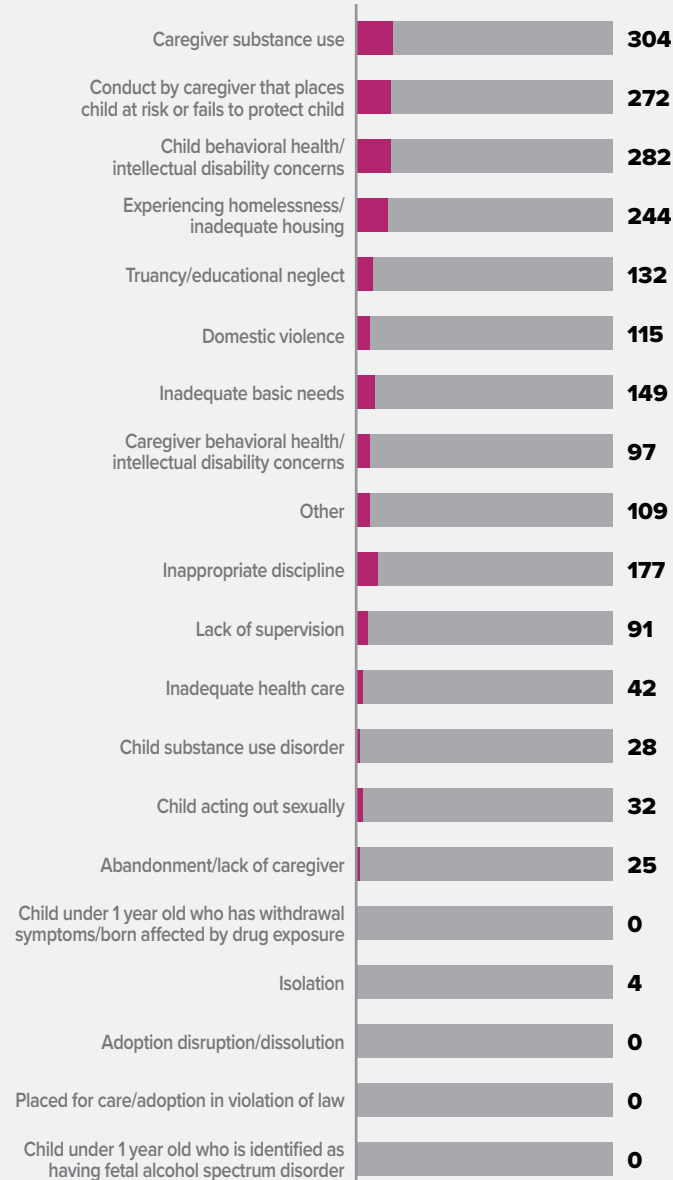
BREAKDOWN REPORTS SCREENED OUT BY REASON



VALID GPS CONCERNS BY TYPE

2,103

TOTAL CONCERNS



COLUMBIA COUNTY

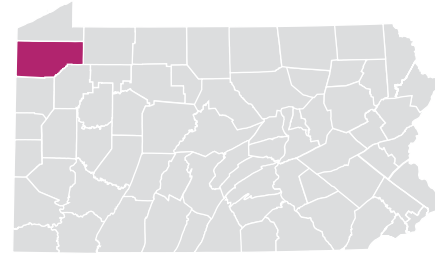
NOTE: A report may have more than one concern for each report; therefore, the total number of concerns will be greater than the total number of reports. In some reports, more than one child was assessed with valid concerns; therefore, the number of children assessed exceeds the number of valid assessed reports.





CRAWFORD COUNTY

RURAL // POPULATION • 83,189 / POPULATION UNDER 18 • 17,162



2024 REPORTS OF CHILD ABUSE

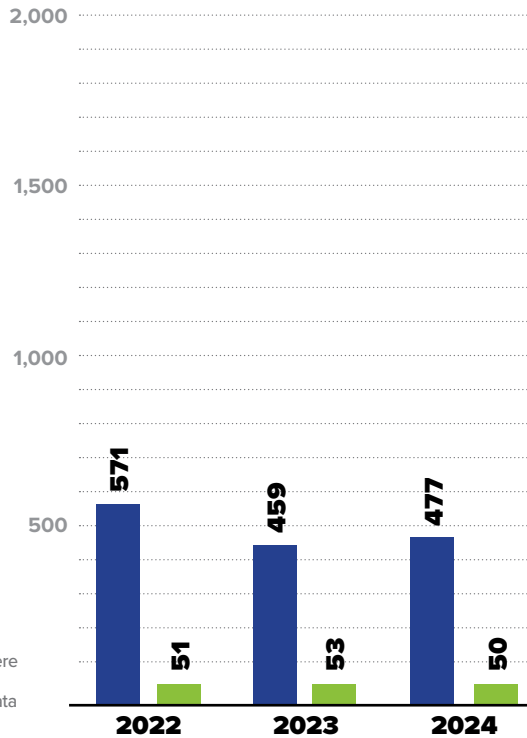
477

■ TOTAL REPORTS

50

■ SUBSTANTIATED
REPORTS

▲ NOTE: CPS and GPS data reported were investigated and substantiated by the CCYA and may vary from statewide data which include both CCYA and OCYF Regional Office investigations.



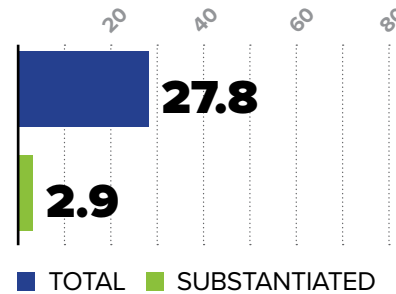
SUBSTANTIATED REPORTS BY SEX OF VICTIM

FEMALE

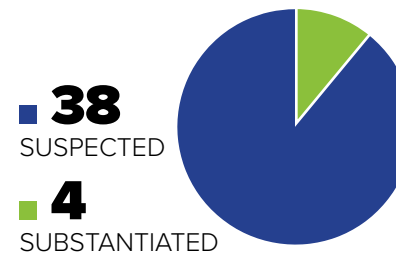
31
62.0%

MALE
19
38.0%

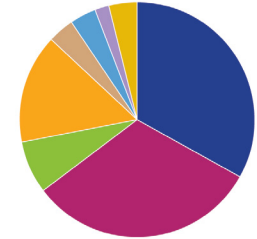
CHILD ABUSE REPORTS PER 1,000 CHILDREN



CASES OF REPEAT ABUSE SUBSTANTIATED REPORTS



TYPES OF ALLEGATIONS SUBSTANTIATED REPORTS



54 TOTAL
ALLEGATIONS

- **18** (33.3%) Sexual Abuse
- **17** (31.5%) Physical Abuse/Bodily Injury
- **4** (7.4%) Serious Physical Neglect
- **8** (14.8%) Reasonable Likelihood of Bodily Injury
- **2** (3.7%) Engaging in Per Se Acts
- **2** (3.7%) Likelihood of Sexual Abuse/Exploitation
- **1** (1.9%) Severe Form of Trafficking in Persons or Sex Trafficking
- **2** (3.7%) Serious Mental Injury

▲ NOTE: A report may have more than one allegation for each report; therefore, the total number of allegations will be greater than the total number of reports.

\$3,480,265

EXPENDITURES CHILD ABUSE
INVESTIGATIONS AND GENERAL
PROTECTIVE SERVICES ASSESSMENTS



2024 SUBSTANTIATED FATALITIES

0/60 MALE FEMALE

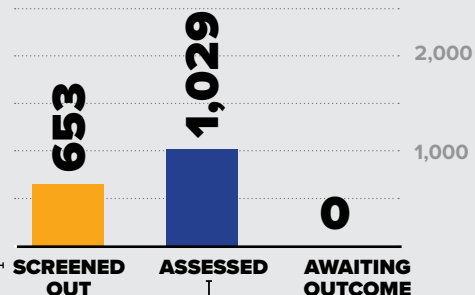
2024 SUBSTANTIATED NEAR FATALITIES

1/82 MALE FEMALE



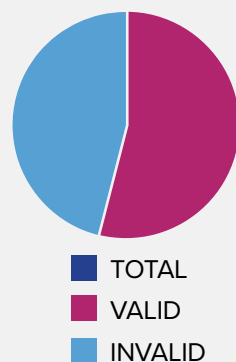
2024 REPORTS OF GENERAL PROTECTIVE SERVICES

1,682
TOTAL REPORTS



BREAKDOWN VALID ASSESSED REPORTS

551



NUMBER OF CHILDREN ASSESSED

1,684
TOTAL

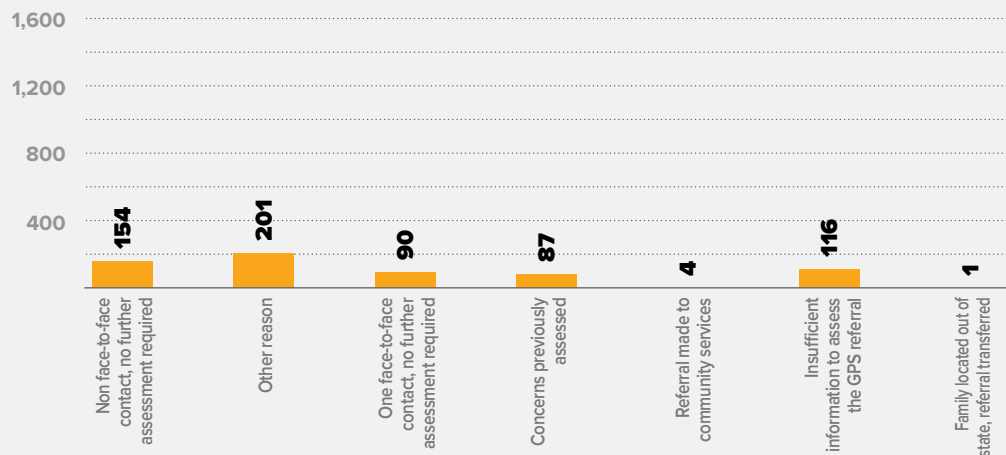
900
VALID

CHILDREN
ASSESSED
PER 1,000
CHILDREN

98.1
TOTAL

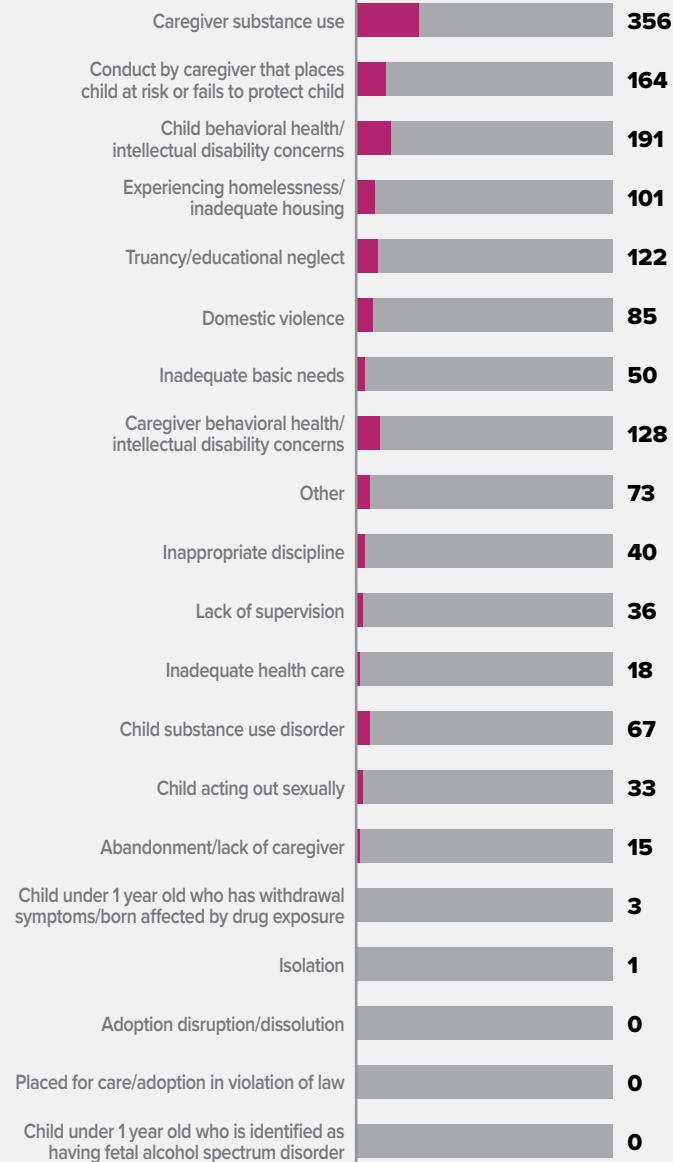
52.4
VALID

BREAKDOWN REPORTS SCREENED OUT BY REASON



VALID GPS CONCERNS BY TYPE

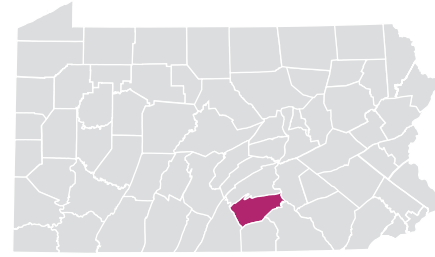
1,483
TOTAL CONCERNS





CUMBERLAND COUNTY

URBAN // POPULATION • 264,422 / POPULATION UNDER 18 • 54,128



2024 REPORTS OF CHILD ABUSE

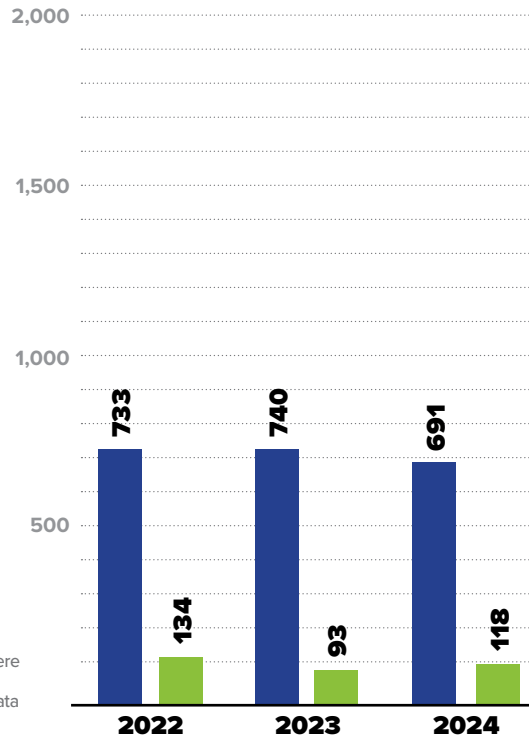
691

■ TOTAL REPORTS

118

■ SUBSTANTIATED
REPORTS

▲ NOTE: CPS and GPS data reported were investigated and substantiated by the CCYA and may vary from statewide data which include both CCYA and OCYF Regional Office investigations.



SUBSTANTIATED REPORTS BY SEX OF VICTIM

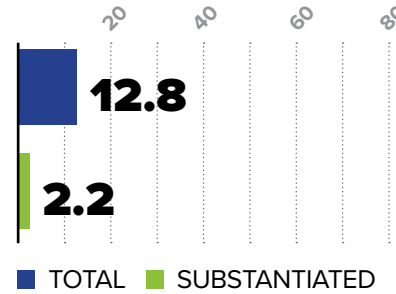
FEMALE

78
66.1%

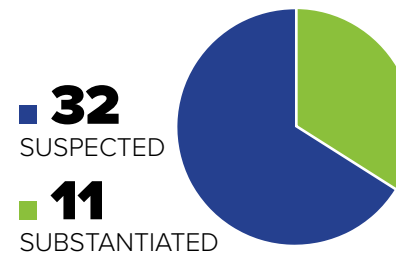
MALE

40
33.9%

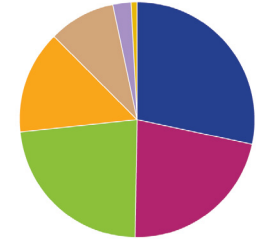
CHILD ABUSE REPORTS PER 1,000 CHILDREN



CASES OF REPEAT ABUSE SUBSTANTIATED REPORTS



TYPES OF ALLEGATIONS SUBSTANTIATED REPORTS



129 TOTAL
ALLEGATIONS

- **37** (28.7%) Sexual Abuse
- **28** (21.7%) Physical Abuse/Bodily Injury
- **30** (23.3%) Serious Physical Neglect
- **18** (14.0%) Reasonable Likelihood of Bodily Injury
- **12** (9.3%) Engaging in Per Se Acts
- **0** (0.0%) Likelihood of Sexual Abuse/Exploitation
- **3** (2.3%) Severe Form of Trafficking in Persons or Sex Trafficking
- **1** (0.8%) Serious Mental Injury

▲ NOTE: A report may have more than one allegation for each report; therefore, the total number of allegations will be greater than the total number of reports.

\$2,323,821

EXPENDITURES CHILD ABUSE
INVESTIGATIONS AND GENERAL
PROTECTIVE SERVICES ASSESSMENTS



2024 SUBSTANTIATED FATALITIES

0/60 MALE FEMALE

2024 SUBSTANTIATED NEAR FATALITIES

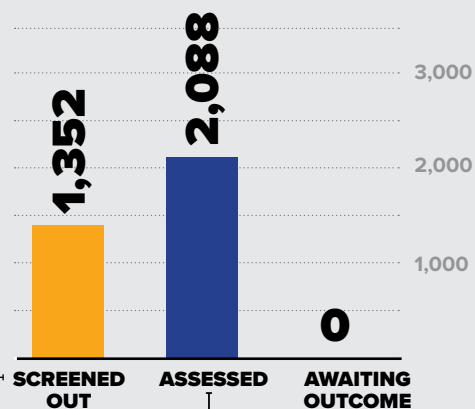
1/82 MALE FEMALE



2024 REPORTS OF GENERAL PROTECTIVE SERVICES

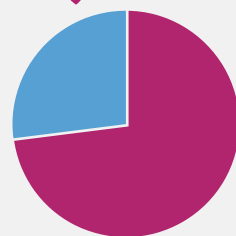
3,440

TOTAL REPORTS



BREAKDOWN VALID ASSESSED REPORTS

1,525



■ TOTAL
■ VALID
■ INVALID

NUMBER OF CHILDREN ASSESSED

3,048 TOTAL

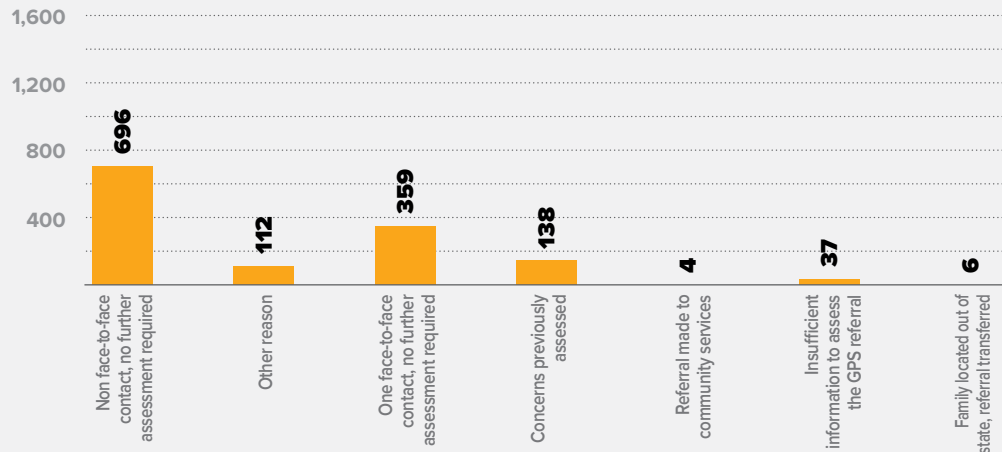
2,273 VALID

CHILDREN
ASSESSED
PER 1,000
CHILDREN

56.3 TOTAL

42.0 VALID

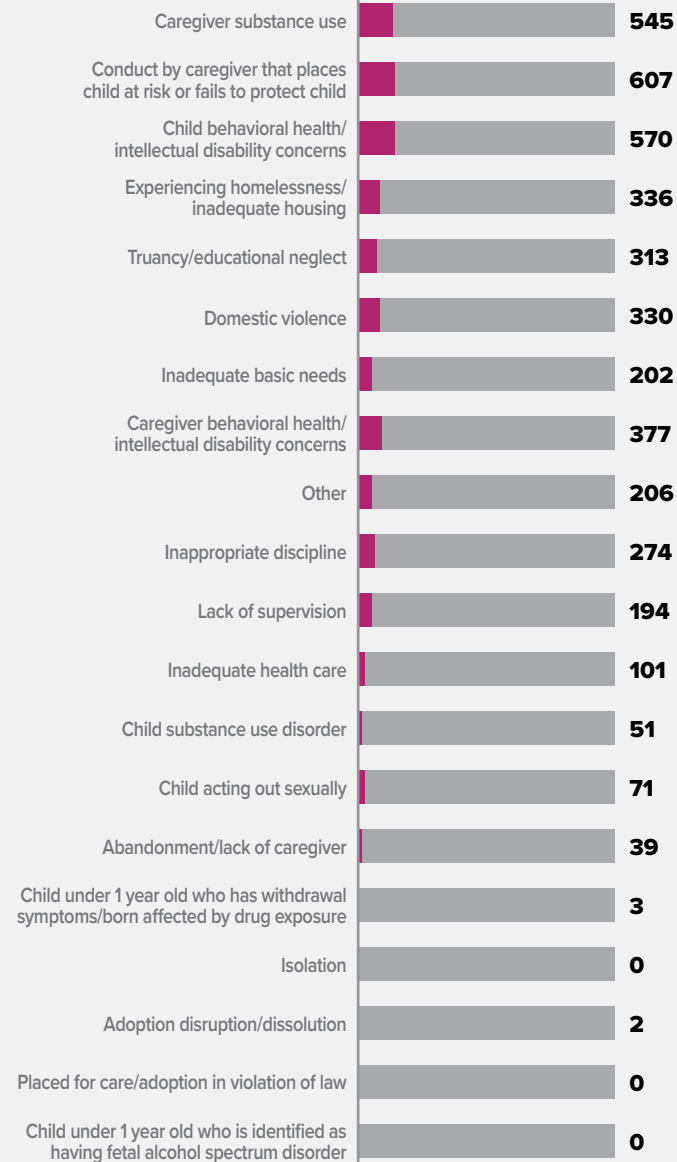
BREAKDOWN REPORTS SCREENED OUT BY REASON



VALID GPS CONCERNS BY TYPE

4,221

TOTAL CONCERNS



CUMBERLAND COUNTY

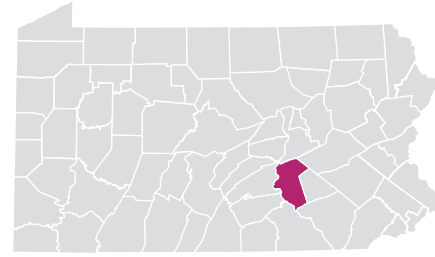
NOTE: A report may have more than one concern for each report; therefore, the total number of concerns will be greater than the total number of reports. In some reports, more than one child was assessed with valid concerns; therefore, the number of children assessed exceeds the number of valid assessed reports.





DAUPHIN COUNTY

URBAN // POPULATION • 287,484 / POPULATION UNDER 18 • 64,533



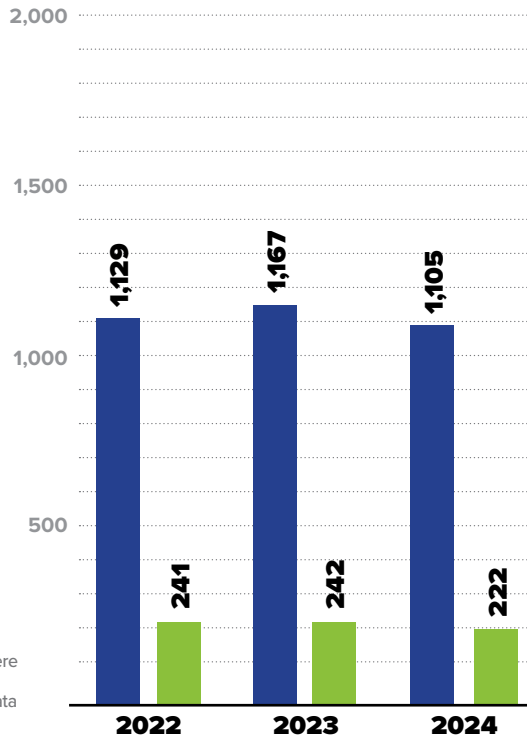
2024 REPORTS OF CHILD ABUSE

1,105
TOTAL REPORTS

222
SUBSTANTIATED REPORTS

■ TOTAL REPORTS
■ SUBSTANTIATED REPORTS

▲ NOTE: CPS and GPS data reported were investigated and substantiated by the CCYA and may vary from statewide data which include both CCYA and OCYF Regional Office investigations.

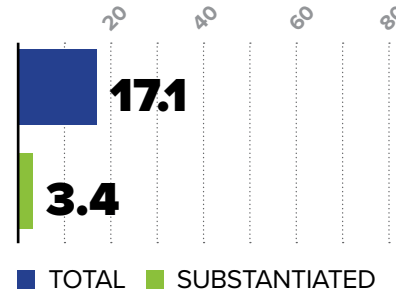


SUBSTANTIATED REPORTS BY SEX OF VICTIM

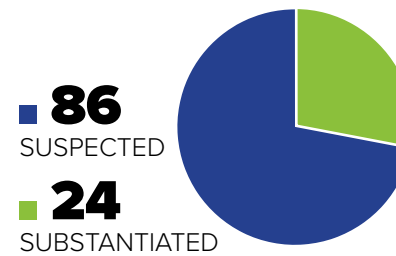
FEMALE
126
56.8%

MALE
96
43.2%

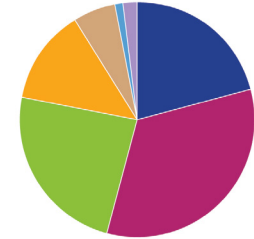
CHILD ABUSE REPORTS PER 1,000 CHILDREN



CASES OF REPEAT ABUSE SUBSTANTIATED REPORTS



TYPES OF ALLEGATIONS SUBSTANTIATED REPORTS



265 TOTAL ALLEGATIONS

- 56** (21.1%) Sexual Abuse
- 88** (33.2%) Physical Abuse/Bodily Injury
- 63** (23.8%) Serious Physical Neglect
- 35** (13.2%) Reasonable Likelihood of Bodily Injury
- 15** (5.7%) Engaging in Per Se Acts
- 3** (1.1%) Likelihood of Sexual Abuse/Exploitation
- 5** (1.9%) Severe Form of Trafficking in Persons or Sex Trafficking
- 0** (0.0%) Serious Mental Injury

▲ NOTE: A report may have more than one allegation for each report; therefore, the total number of allegations will be greater than the total number of reports.

\$4,202,871

EXPENDITURES CHILD ABUSE
INVESTIGATIONS AND GENERAL
PROTECTIVE SERVICES ASSESSMENTS



2024 SUBSTANTIATED FATALITIES

3/60 MALE **1** FEMALE **2**

2024 SUBSTANTIATED NEAR FATALITIES

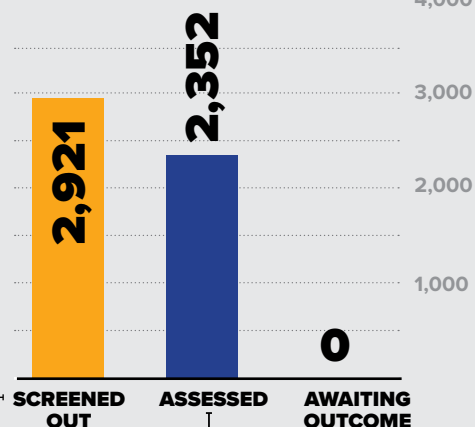
7/82 MALE **3** FEMALE **4**



2024 REPORTS OF GENERAL PROTECTIVE SERVICES

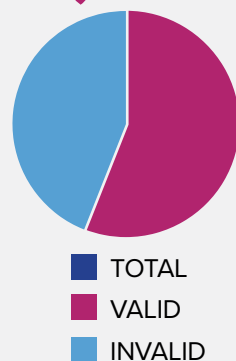
5,273

TOTAL REPORTS



BREAKDOWN VALID ASSESSED REPORTS

1,314



NUMBER OF CHILDREN ASSESSED

3,570 TOTAL

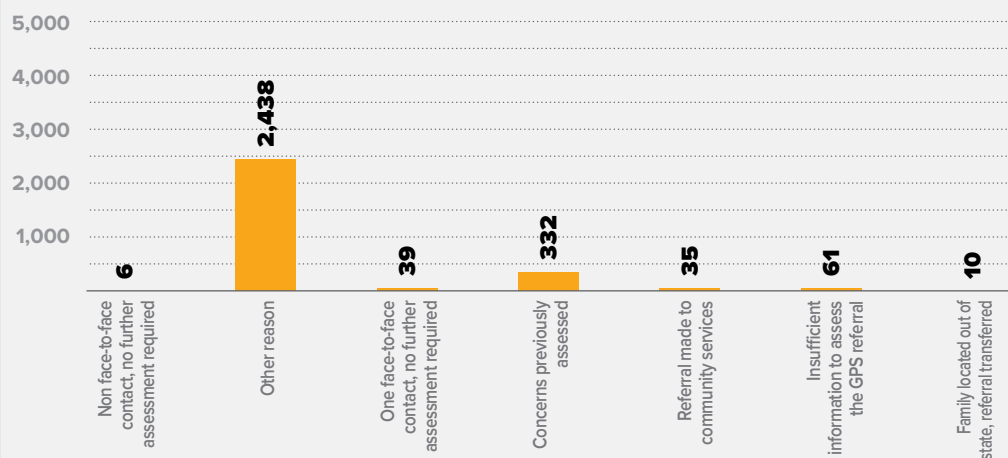
1,977 VALID

CHILDREN ASSESSED PER 1,000 CHILDREN

55.3 TOTAL

30.6 VALID

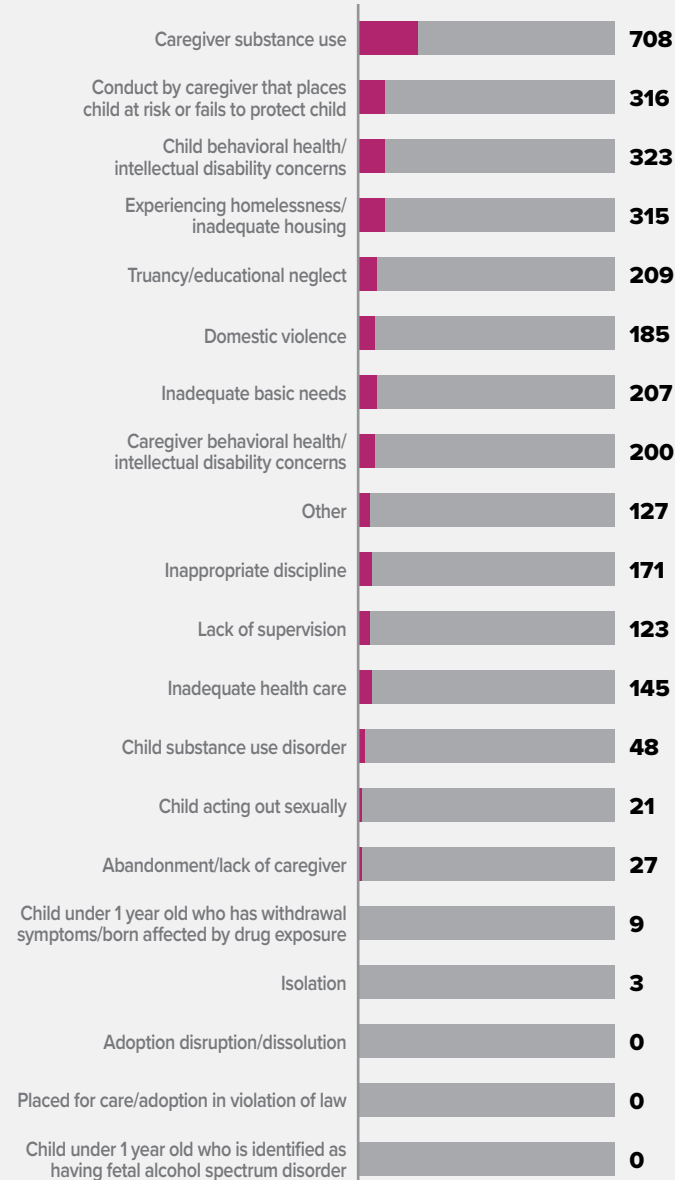
BREAKDOWN REPORTS SCREENED OUT BY REASON



VALID GPS CONCERNS BY TYPE

3,137

TOTAL CONCERNS



DAUPHIN COUNTY

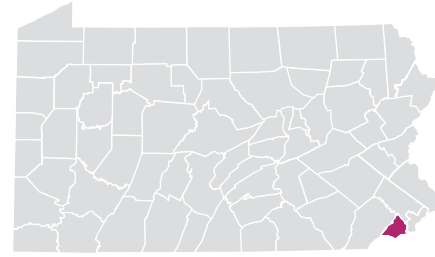
NOTE: A report may have more than one concern for each report; therefore, the total number of concerns will be greater than the total number of reports. In some reports, more than one child was assessed with valid concerns; therefore, the number of children assessed exceeds the number of valid assessed reports.





DELAWARE COUNTY

URBAN // POPULATION • 576,195 / POPULATION UNDER 18 • 127,359



2024 REPORTS OF CHILD ABUSE

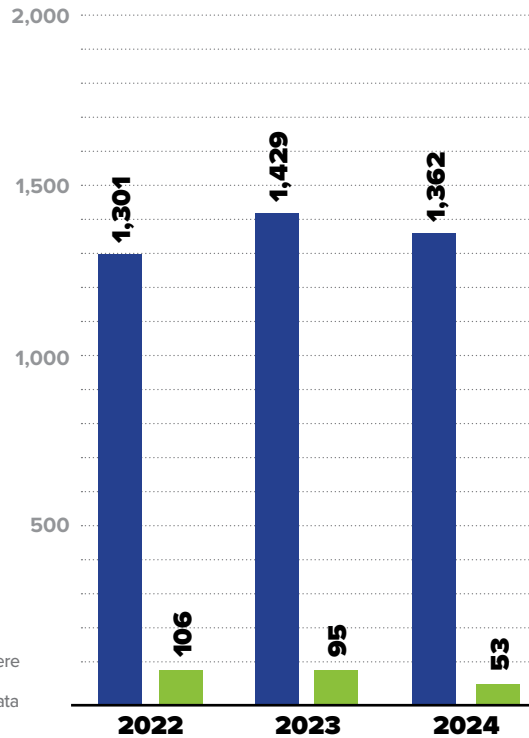
1,362

■ TOTAL REPORTS

53

■ SUBSTANTIATED
REPORTS

▲ NOTE: CPS and GPS data reported were investigated and substantiated by the CCYA and may vary from statewide data which include both CCYA and OCYF Regional Office investigations.



SUBSTANTIATED REPORTS BY SEX OF VICTIM

FEMALE

29

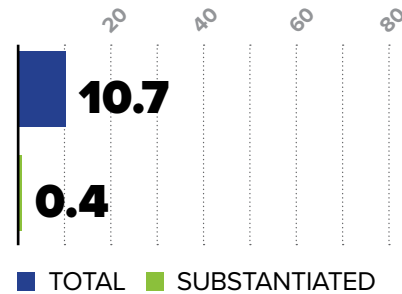
54.7%

MALE

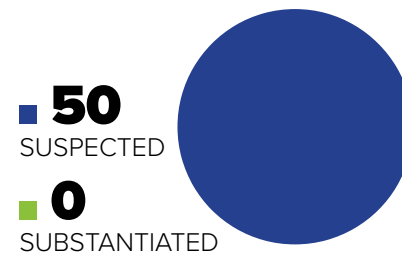
24

45.3%

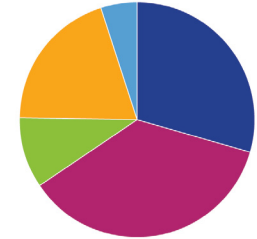
CHILD ABUSE REPORTS PER 1,000 CHILDREN



CASES OF REPEAT ABUSE SUBSTANTIATED REPORTS



TYPES OF ALLEGATIONS SUBSTANTIATED REPORTS



61 TOTAL
ALLEGATIONS

- **18** (29.5%) Sexual Abuse
- **22** (36.1%) Physical Abuse/Bodily Injury
- **6** (9.8%) Serious Physical Neglect
- **12** (19.7%) Reasonable Likelihood of Bodily Injury
- **0** (0.0%) Engaging in Per Se Acts
- **3** (4.9%) Likelihood of Sexual Abuse/Exploitation
- **0** (0.0%) Severe Form of Trafficking in Persons or Sex Trafficking
- **0** (0.0%) Serious Mental Injury

▲ NOTE: A report may have more than one allegation for each report; therefore, the total number of allegations will be greater than the total number of reports.

\$7,552,656

EXPENDITURES CHILD ABUSE
INVESTIGATIONS AND GENERAL
PROTECTIVE SERVICES ASSESSMENTS



▲ NOTE: Delaware County has not reported their total expenditures for 2024. Therefore, the total county expenditures is underreported. Expenditure data is included through March 7, 2025.

2024 SUBSTANTIATED FATALITIES

5/60 ▶ MALE **3** FEMALE **2**

2024 SUBSTANTIATED NEAR FATALITIES

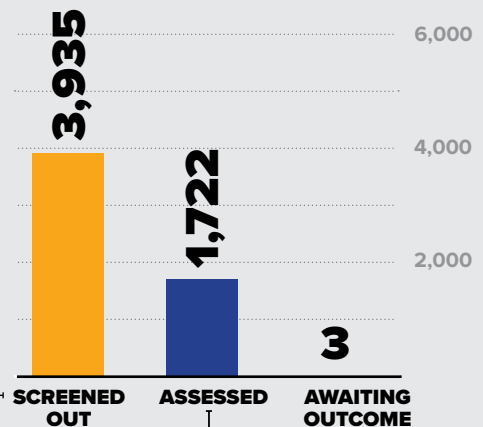
4/82 ▶ MALE **4** FEMALE **0**



2024 REPORTS OF GENERAL PROTECTIVE SERVICES

5,660

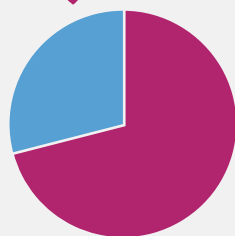
TOTAL REPORTS



10,000
8,000
6,000
4,000
2,000

BREAKDOWN VALID ASSESSED REPORTS

1,224



■ TOTAL
■ VALID
■ INVALID

NUMBER OF CHILDREN ASSESSED

2,512 TOTAL

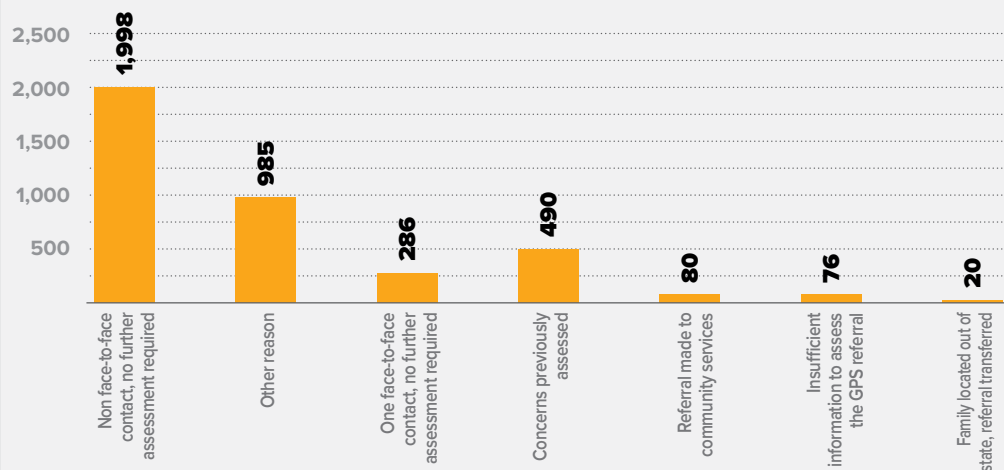
1,794 VALID

CHILDREN
ASSESSED
PER 1,000
CHILDREN

19.7 TOTAL

14.1 VALID

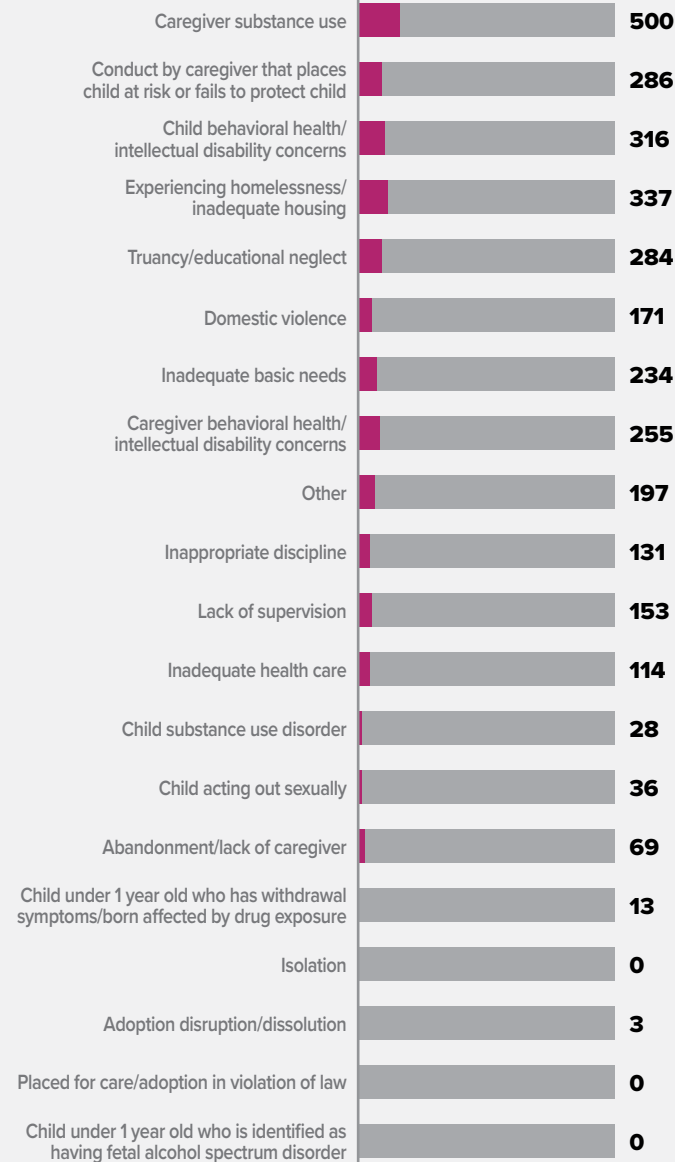
BREAKDOWN REPORTS SCREENED OUT BY REASON



VALID GPS CONCERNS BY TYPE

3,127

TOTAL CONCERNS



DELAWARE COUNTY

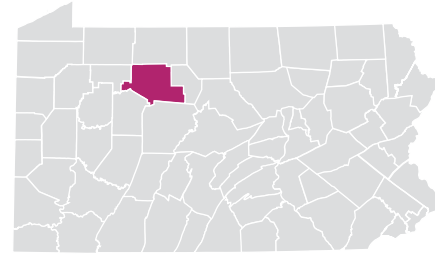
NOTE: A report may have more than one concern for each report; therefore, the total number of concerns will be greater than the total number of reports. In some reports, more than one child was assessed with valid concerns; therefore, the number of children assessed exceeds the number of valid assessed reports.





ELK COUNTY

RURAL // POPULATION • 30,703 / POPULATION UNDER 18 • 5,828



2024 REPORTS OF CHILD ABUSE

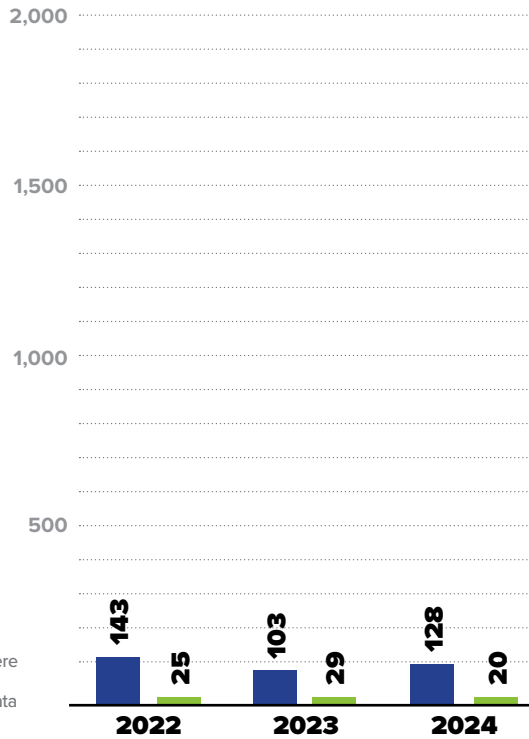
128

■ TOTAL REPORTS

20

■ SUBSTANTIATED
REPORTS

▲ NOTE: CPS and GPS data reported were investigated and substantiated by the CCYA and may vary from statewide data which include both CCYA and OCYF Regional Office investigations.



SUBSTANTIATED REPORTS BY SEX OF VICTIM

FEMALE

11

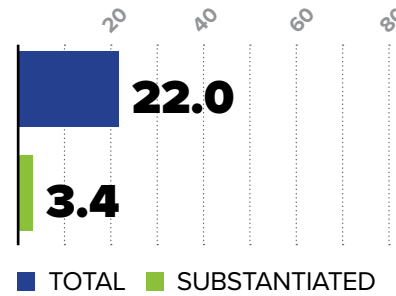
55.0%

MALE

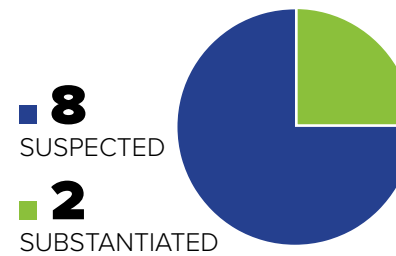
9

45.0%

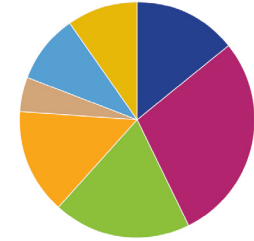
CHILD ABUSE REPORTS PER 1,000 CHILDREN



CASES OF REPEAT ABUSE SUBSTANTIATED REPORTS



TYPES OF ALLEGATIONS SUBSTANTIATED REPORTS



21 TOTAL
ALLEGATIONS

- **3** (14.3%) Sexual Abuse
- **6** (28.6%) Physical Abuse/Bodily Injury
- **4** (19.0%) Serious Physical Neglect
- **3** (14.3%) Reasonable Likelihood of Bodily Injury
- **1** (4.8%) Engaging in Per Se Acts
- **2** (9.5%) Likelihood of Sexual Abuse/Exploitation
- **0** (0.0%) Severe Form of Trafficking in Persons or Sex Trafficking
- **2** (9.5%) Serious Mental Injury

▲ NOTE: A report may have more than one allegation for each report; therefore, the total number of allegations will be greater than the total number of reports.

\$468,707

EXPENDITURES CHILD ABUSE
INVESTIGATIONS AND GENERAL
PROTECTIVE SERVICES ASSESSMENTS

2023

\$476,267

\$272.59M

2024

\$468,707

\$287.67M

■ COUNTY
■ STATEWIDE
TOTAL

2024 SUBSTANTIATED FATALITIES

0/60

MALE 0

FEMALE 0

2024 SUBSTANTIATED NEAR FATALITIES

0/82

MALE 0

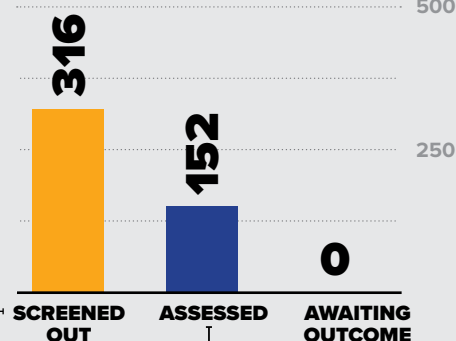
FEMALE 0



2024 REPORTS OF GENERAL PROTECTIVE SERVICES

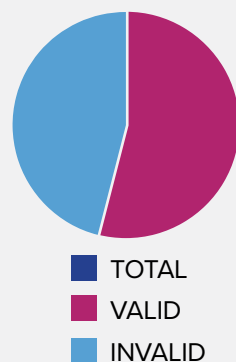
468

TOTAL REPORTS



BREAKDOWN VALID ASSESSED REPORTS

82



NUMBER OF CHILDREN ASSESSED

217 TOTAL

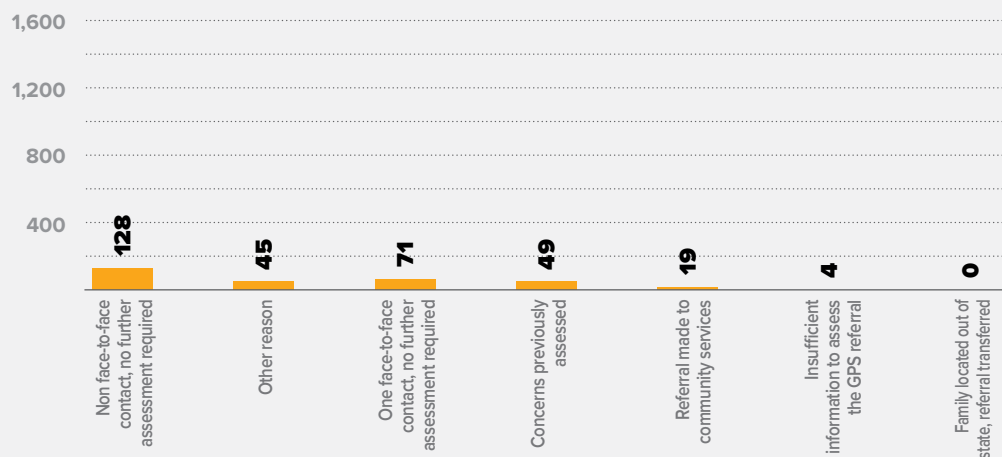
108 VALID

CHILDREN
ASSESSED
PER 1,000
CHILDREN

37.2 TOTAL

18.5 VALID

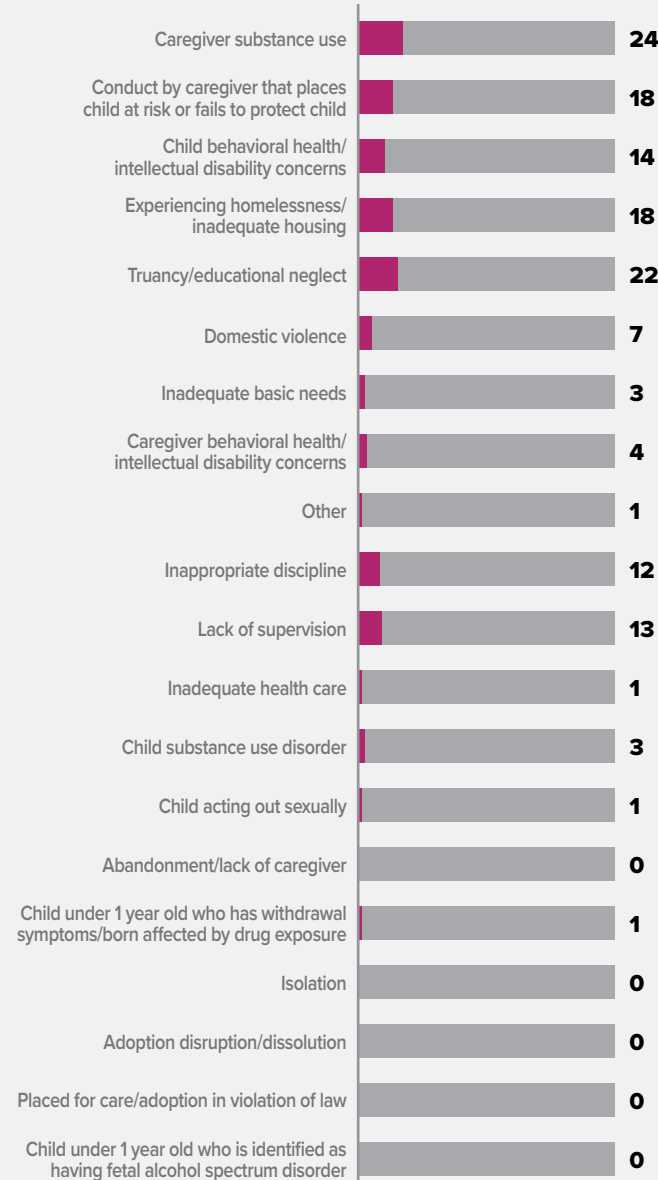
BREAKDOWN REPORTS SCREENED OUT BY REASON



VALID GPS CONCERNS BY TYPE

142

TOTAL CONCERNS

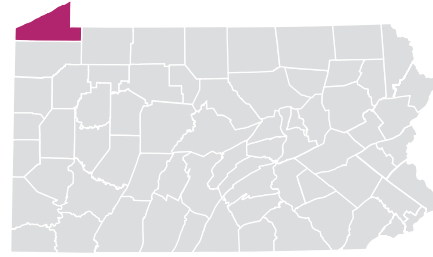


NOTE: A report may have more than one concern for each report; therefore, the total number of concerns will be greater than the total number of reports. In some reports, more than one child was assessed with valid concerns; therefore, the number of children assessed exceeds the number of valid assessed reports.



ERIE COUNTY

URBAN // POPULATION • 269,544 / POPULATION UNDER 18 • 56,338



2024 REPORTS OF CHILD ABUSE

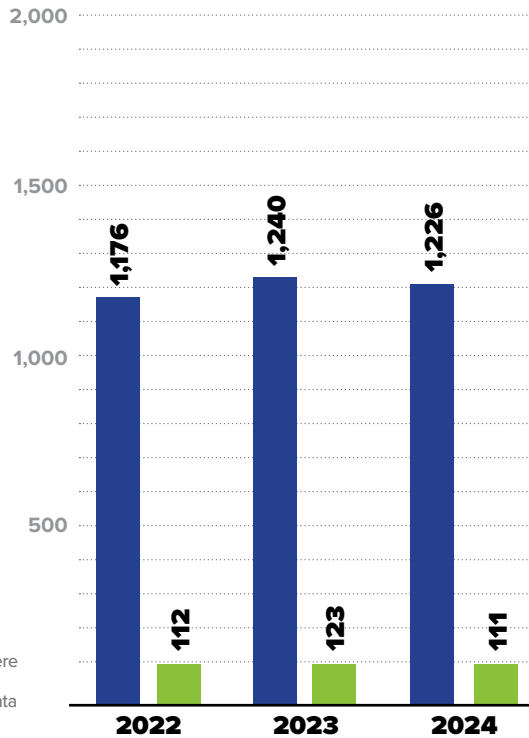
1,226

■ TOTAL REPORTS

111

■ SUBSTANTIATED
REPORTS

▲ NOTE: CPS and GPS data reported were investigated and substantiated by the CCYA and may vary from statewide data which include both CCYA and OCYF Regional Office investigations.



SUBSTANTIATED REPORTS BY SEX OF VICTIM

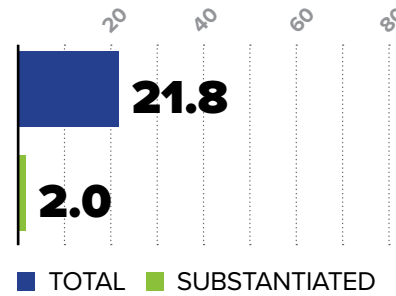
FEMALE

68
61.3%

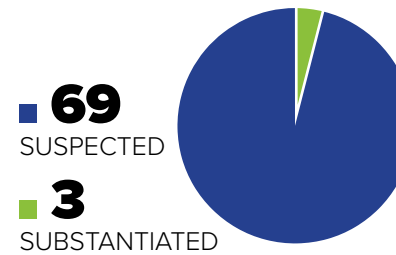
MALE

43
38.7%

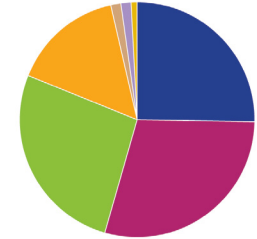
CHILD ABUSE REPORTS PER 1,000 CHILDREN



CASES OF REPEAT ABUSE SUBSTANTIATED REPORTS



TYPES OF ALLEGATIONS SUBSTANTIATED REPORTS



138 TOTAL
ALLEGATIONS

- **35** (25.4%) Sexual Abuse
- **40** (29.0%) Physical Abuse/Bodily Injury
- **37** (26.8%) Serious Physical Neglect
- **21** (15.2%) Reasonable Likelihood of Bodily Injury
- **2** (1.4%) Engaging in Per Se Acts
- **0** (0.0%) Likelihood of Sexual Abuse/Exploitation
- **2** (1.4%) Severe Form of Trafficking in Persons or Sex Trafficking
- **1** (0.7%) Serious Mental Injury

▲ NOTE: A report may have more than one allegation for each report; therefore, the total number of allegations will be greater than the total number of reports.

\$6,259,397

EXPENDITURES CHILD ABUSE
INVESTIGATIONS AND GENERAL
PROTECTIVE SERVICES ASSESSMENTS



2024 SUBSTANTIATED FATALITIES

2/60 MALE **1** FEMALE **1**

2024 SUBSTANTIATED NEAR FATALITIES

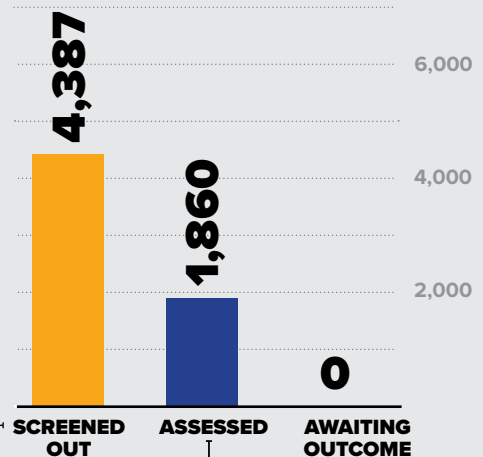
3/82 MALE **2** FEMALE **1**



2024 REPORTS OF GENERAL PROTECTIVE SERVICES

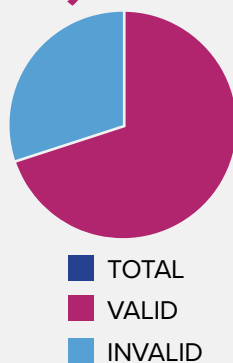
6,247

TOTAL REPORTS



BREAKDOWN VALID ASSESSED REPORTS

1,304



NUMBER OF CHILDREN ASSESSED

4,041

TOTAL

2,474

VALID

CHILDREN
ASSESSED
PER 1,000
CHILDREN

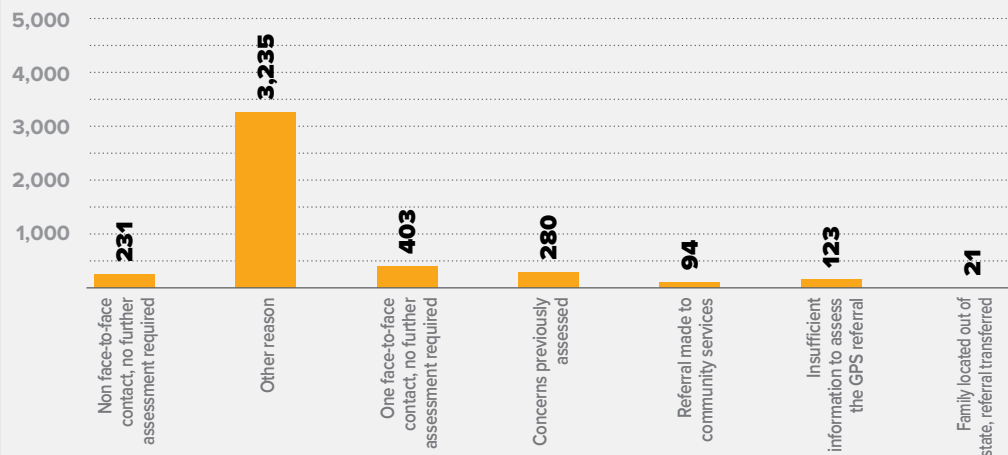
71.7

TOTAL

43.9

VALID

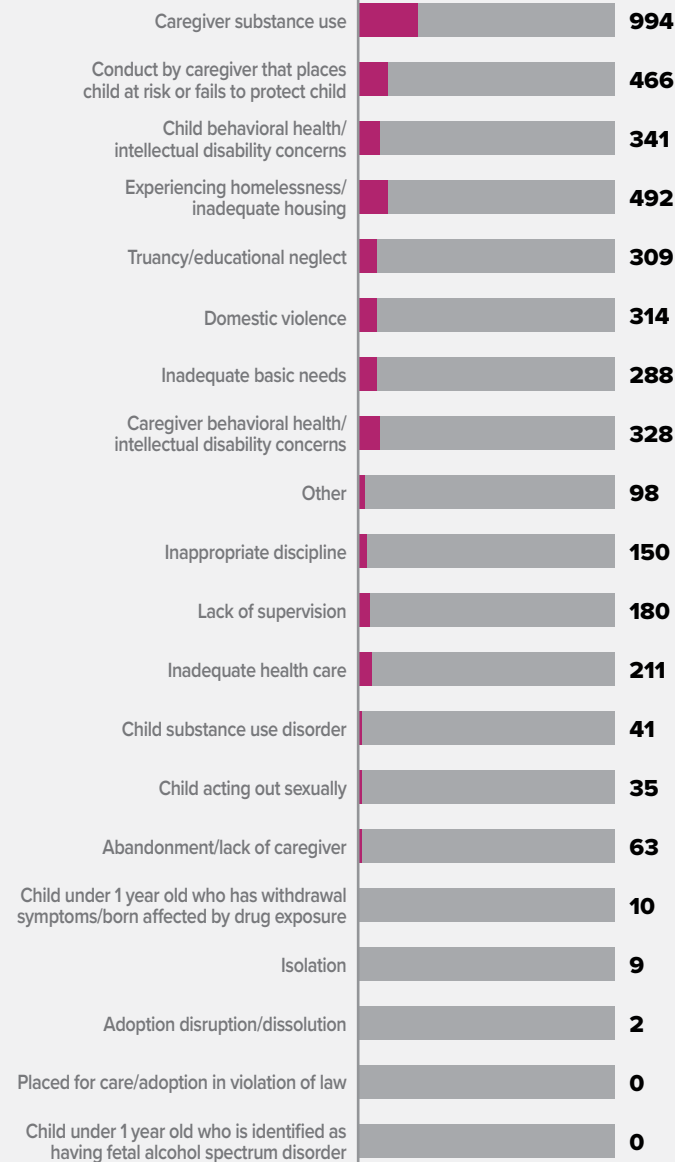
BREAKDOWN REPORTS SCREENED OUT BY REASON



VALID GPS CONCERNS BY TYPE

4,331

TOTAL CONCERNS

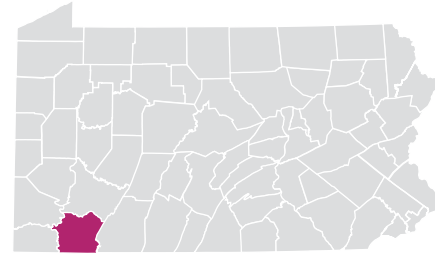


NOTE: A report may have more than one concern for each report; therefore, the total number of concerns will be greater than the total number of reports. In some reports, more than one child was assessed with valid concerns; therefore, the number of children assessed exceeds the number of valid assessed reports.



FAYETTE COUNTY

RURAL // POPULATION • 126,967 / POPULATION UNDER 18 • 24,555



2024 REPORTS OF CHILD ABUSE

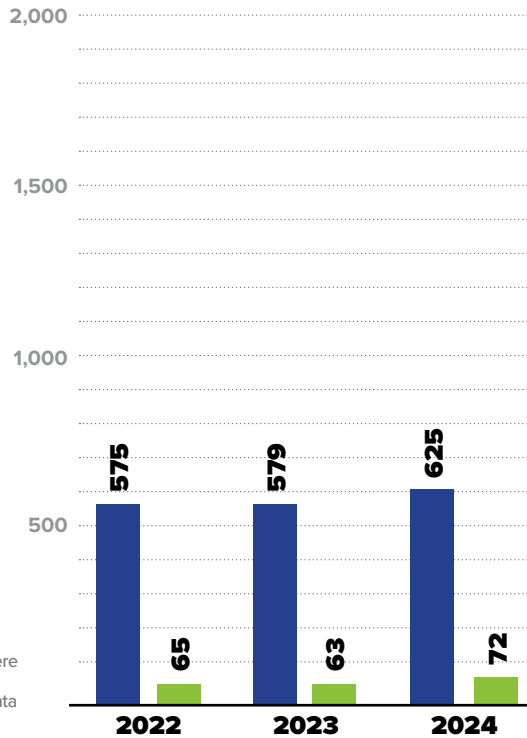
625

■ TOTAL REPORTS

72

■ SUBSTANTIATED
REPORTS

▲ NOTE: CPS and GPS data reported were investigated and substantiated by the CCYA and may vary from statewide data which include both CCYA and OCYF Regional Office investigations.



SUBSTANTIATED REPORTS BY SEX OF VICTIM

FEMALE

43

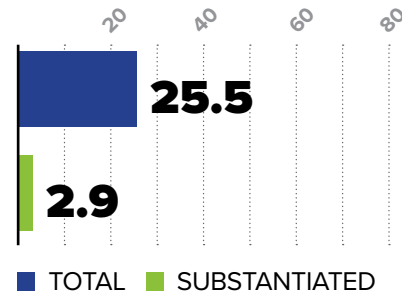
59.7%

MALE

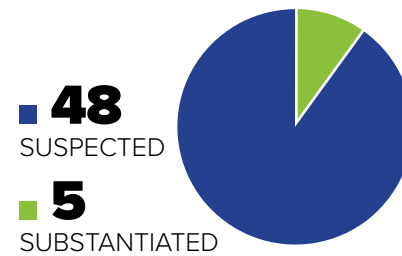
29

40.3%

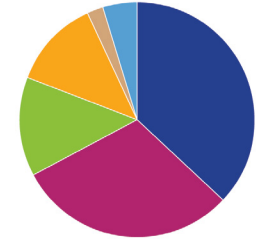
CHILD ABUSE REPORTS PER 1,000 CHILDREN



CASES OF REPEAT ABUSE SUBSTANTIATED REPORTS



TYPES OF ALLEGATIONS SUBSTANTIATED REPORTS



89 TOTAL
ALLEGATIONS

- **33** (37.1%) Sexual Abuse
- **27** (30.3%) Physical Abuse/Bodily Injury
- **12** (13.5%) Serious Physical Neglect
- **11** (12.4%) Reasonable Likelihood of Bodily Injury
- **2** (2.2%) Engaging in Per Se Acts
- **4** (4.5%) Likelihood of Sexual Abuse/Exploitation
- **0** (0.0%) Severe Form of Trafficking in Persons or Sex Trafficking
- **0** (0.0%) Serious Mental Injury

▲ NOTE: A report may have more than one allegation for each report; therefore, the total number of allegations will be greater than the total number of reports.

\$2,367,186

EXPENDITURES CHILD ABUSE
INVESTIGATIONS AND GENERAL
PROTECTIVE SERVICES ASSESSMENTS



2024 SUBSTANTIATED FATALITIES

2/60 MALE **1** FEMALE **1**

2024 SUBSTANTIATED NEAR FATALITIES

2/82 MALE **1** FEMALE **1**

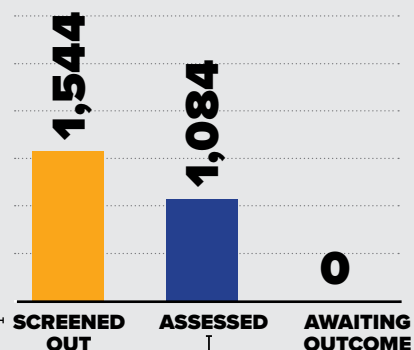
▲ NOTE: Fayette County has not reported their total expenditures for 2024. Therefore, the total county expenditures is underreported. Expenditure data is included through March 7, 2025.



2024 REPORTS OF GENERAL PROTECTIVE SERVICES

2,628

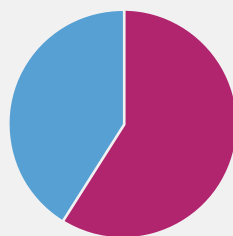
TOTAL REPORTS



6,000
5,000
4,000
3,000
2,000
1,000

BREAKDOWN VALID ASSESSED REPORTS

635



■ TOTAL
■ VALID
■ INVALID

NUMBER OF CHILDREN ASSESSED

1,839

TOTAL

1,055

VALID

CHILDREN
ASSESSED
PER 1,000
CHILDREN

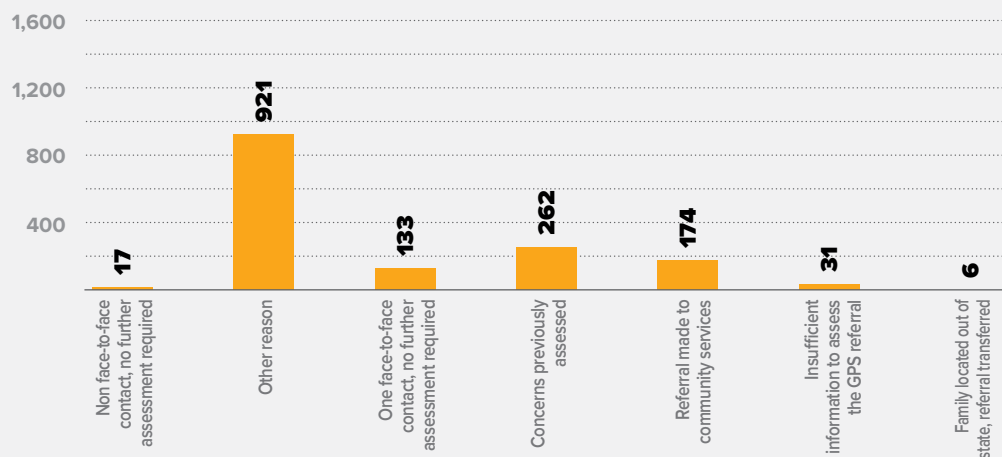
74.9

TOTAL

43.0

VALID

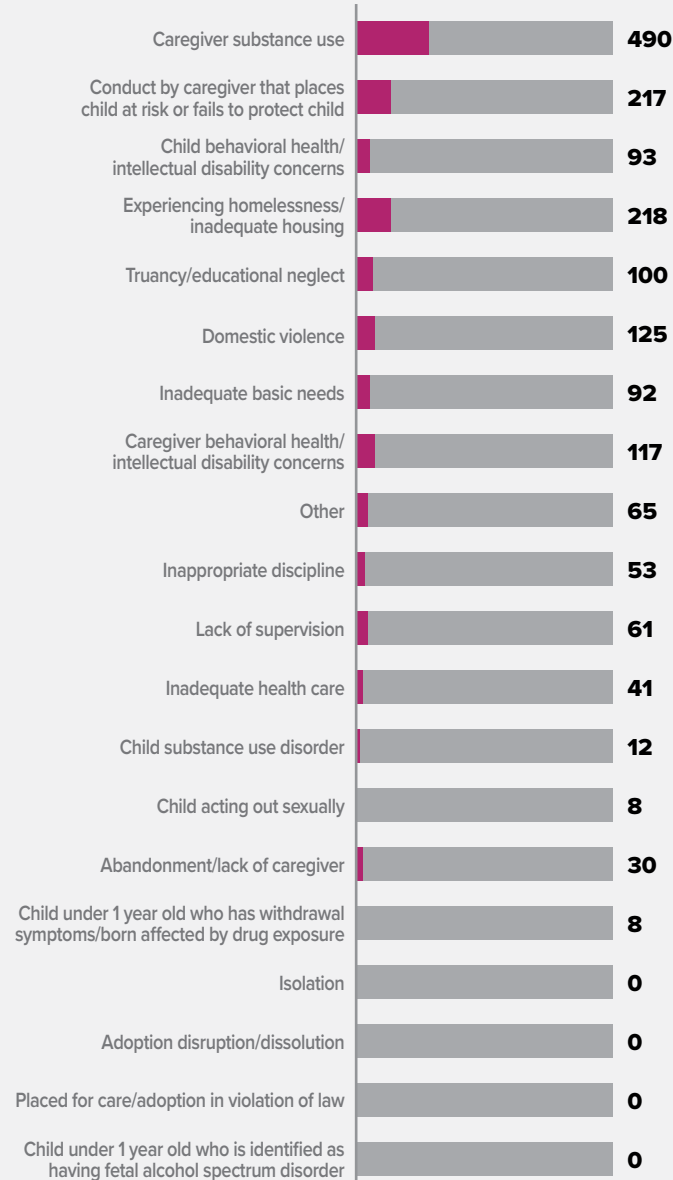
BREAKDOWN REPORTS SCREENED OUT BY REASON



VALID GPS CONCERNS BY TYPE

1,730

TOTAL CONCERNS



FAYETTE COUNTY

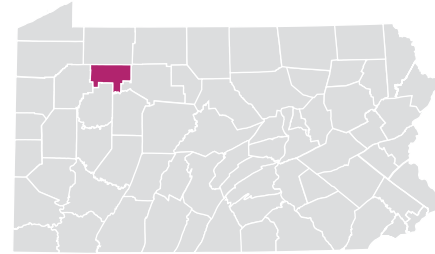
NOTE: A report may have more than one concern for each report; therefore, the total number of concerns will be greater than the total number of reports. In some reports, more than one child was assessed with valid concerns; therefore, the number of children assessed exceeds the number of valid assessed reports.





FOREST COUNTY

RURAL // POPULATION • 6,785 / POPULATION UNDER 18 • 247



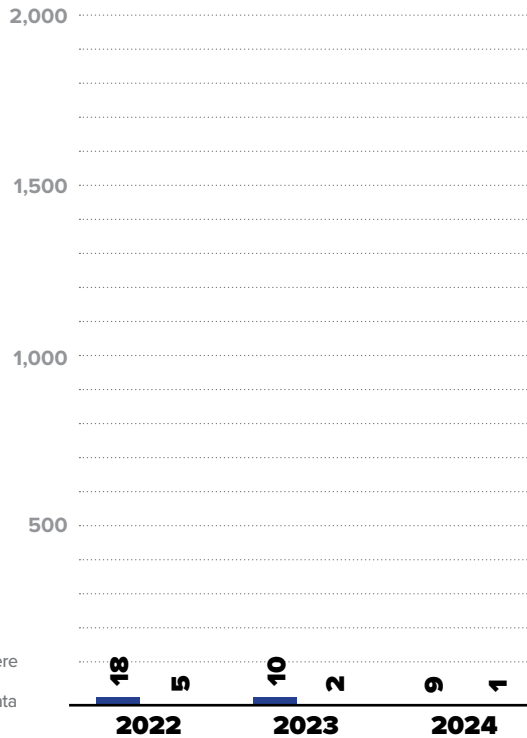
2024 REPORTS OF CHILD ABUSE

9
1

■ TOTAL REPORTS

■ SUBSTANTIATED
REPORTS

▲ NOTE: CPS and GPS data reported were investigated and substantiated by the CCYA and may vary from statewide data which include both CCYA and OCYF Regional Office investigations.



SUBSTANTIATED REPORTS BY SEX OF VICTIM

FEMALE

1

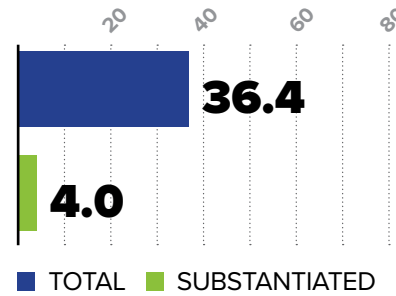
100.0%

MALE

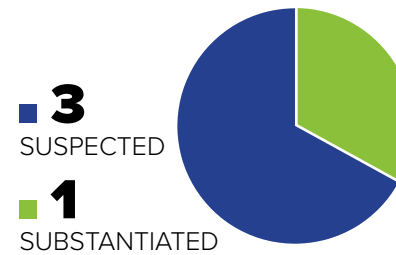
0

0.0%

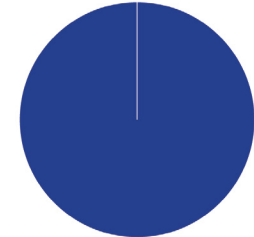
CHILD ABUSE REPORTS PER 1,000 CHILDREN



CASES OF REPEAT ABUSE SUBSTANTIATED REPORTS



TYPES OF ALLEGATIONS SUBSTANTIATED REPORTS



5 TOTAL
ALLEGATIONS

- 5 (100.0%) Sexual Abuse
- 0 (0.0%) Physical Abuse/Bodily Injury
- 0 (0.0%) Serious Physical Neglect
- 0 (0.0%) Reasonable Likelihood of Bodily Injury
- 0 (0.0%) Engaging in Per Se Acts
- 0 (0.0%) Likelihood of Sexual Abuse/Exploitation
- 0 (0.0%) Severe Form of Trafficking in Persons or Sex Trafficking
- 0 (0.0%) Serious Mental Injury

▲ NOTE: A report may have more than one allegation for each report; therefore, the total number of allegations will be greater than the total number of reports.

\$346,488

EXPENDITURES CHILD ABUSE
INVESTIGATIONS AND GENERAL
PROTECTIVE SERVICES ASSESSMENTS

2023

\$367,597

\$272.59M

2024

\$346,488

\$287.67M

■ COUNTY
■ STATEWIDE
TOTAL

2024 SUBSTANTIATED FATALITIES

0/60 MALE FEMALE

2024 SUBSTANTIATED NEAR FATALITIES

0/82 MALE FEMALE



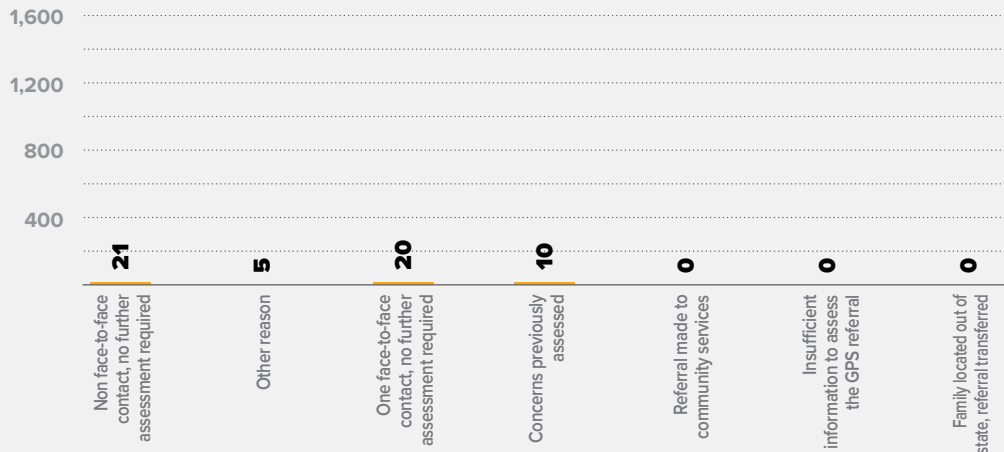
2024 REPORTS OF GENERAL PROTECTIVE SERVICES

89

TOTAL REPORTS

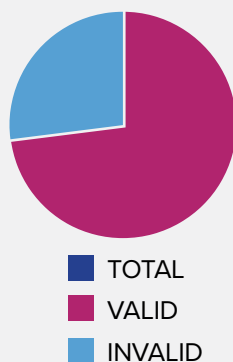


BREAKDOWN REPORTS SCREENED OUT BY REASON



BREAKDOWN VALID ASSESSED REPORTS

24



NUMBER OF CHILDREN ASSESSED

37 TOTAL

27 VALID

CHILDREN
ASSESSED
PER 1,000
CHILDREN

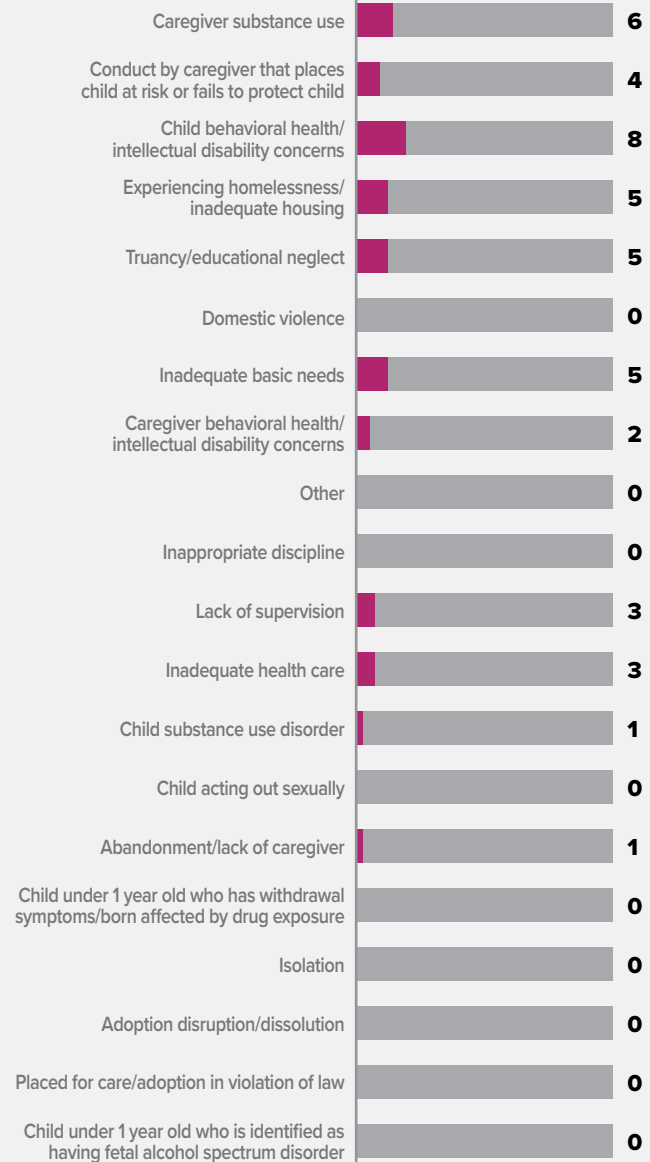
149.8 TOTAL

109.3 VALID

VALID GPS CONCERNS BY TYPE

43

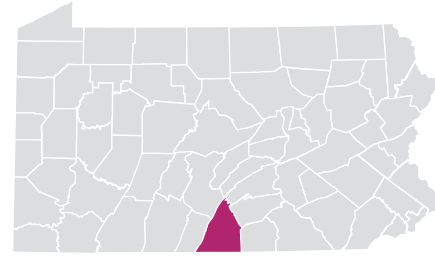
TOTAL CONCERNS





FRANKLIN COUNTY

RURAL // POPULATION • 156,626 / POPULATION UNDER 18 • 34,639



2024 REPORTS OF CHILD ABUSE

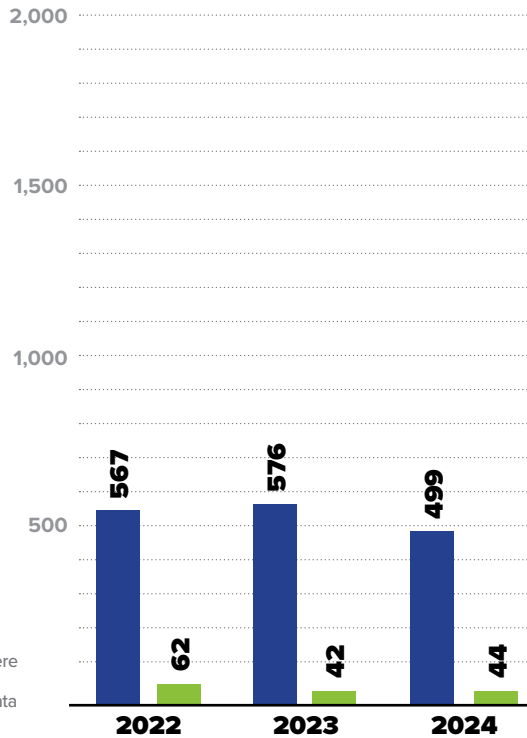
499

■ TOTAL REPORTS

44

■ SUBSTANTIATED
REPORTS

▲ NOTE: CPS and GPS data reported were investigated and substantiated by the CCYA and may vary from statewide data which include both CCYA and OCYF Regional Office investigations.



SUBSTANTIATED REPORTS BY SEX OF VICTIM

FEMALE

25

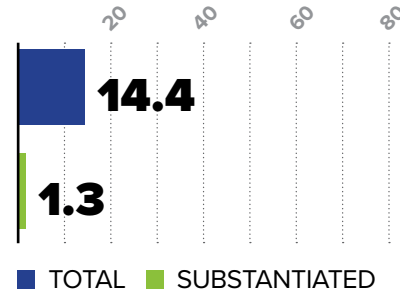
56.8%

MALE

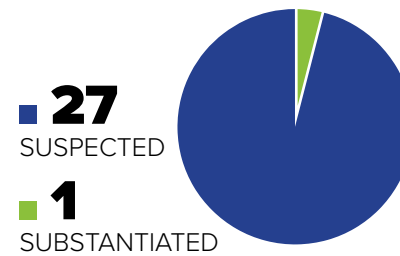
19

43.2%

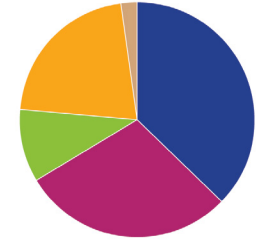
CHILD ABUSE REPORTS PER 1,000 CHILDREN



CASES OF REPEAT ABUSE SUBSTANTIATED REPORTS



TYPES OF ALLEGATIONS SUBSTANTIATED REPORTS



51 TOTAL
ALLEGATIONS

- **19** (37.3%) Sexual Abuse
- **15** (29.4%) Physical Abuse/Bodily Injury
- **5** (9.8%) Serious Physical Neglect
- **11** (21.6%) Reasonable Likelihood of Bodily Injury
- **1** (2.0%) Engaging in Per Se Acts
- **0** (0.0%) Likelihood of Sexual Abuse/Exploitation
- **0** (0.0%) Severe Form of Trafficking in Persons or Sex Trafficking
- **0** (0.0%) Serious Mental Injury

▲ NOTE: A report may have more than one allegation for each report; therefore, the total number of allegations will be greater than the total number of reports.

\$2,312,599

EXPENDITURES CHILD ABUSE
INVESTIGATIONS AND GENERAL
PROTECTIVE SERVICES ASSESSMENTS



2024 SUBSTANTIATED FATALITIES

0/60 MALE FEMALE

2024 SUBSTANTIATED NEAR FATALITIES

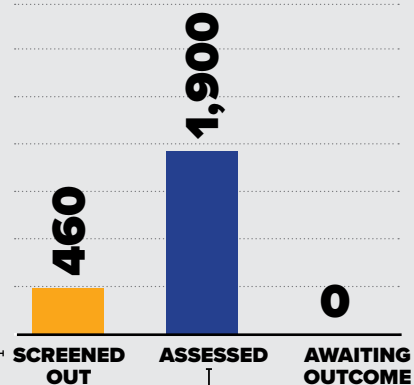
1/82 MALE FEMALE



2024 REPORTS OF GENERAL PROTECTIVE SERVICES

2,360

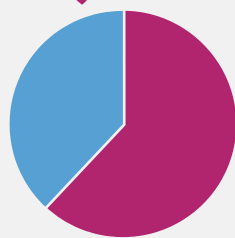
TOTAL REPORTS



6,000
5,000
4,000
3,000
2,000
1,000

BREAKDOWN VALID ASSESSED REPORTS

1,186



■ TOTAL
■ VALID
■ INVALID

NUMBER OF CHILDREN ASSESSED

2,548 TOTAL

1,590 VALID

CHILDREN
ASSESSED
PER 1,000
CHILDREN

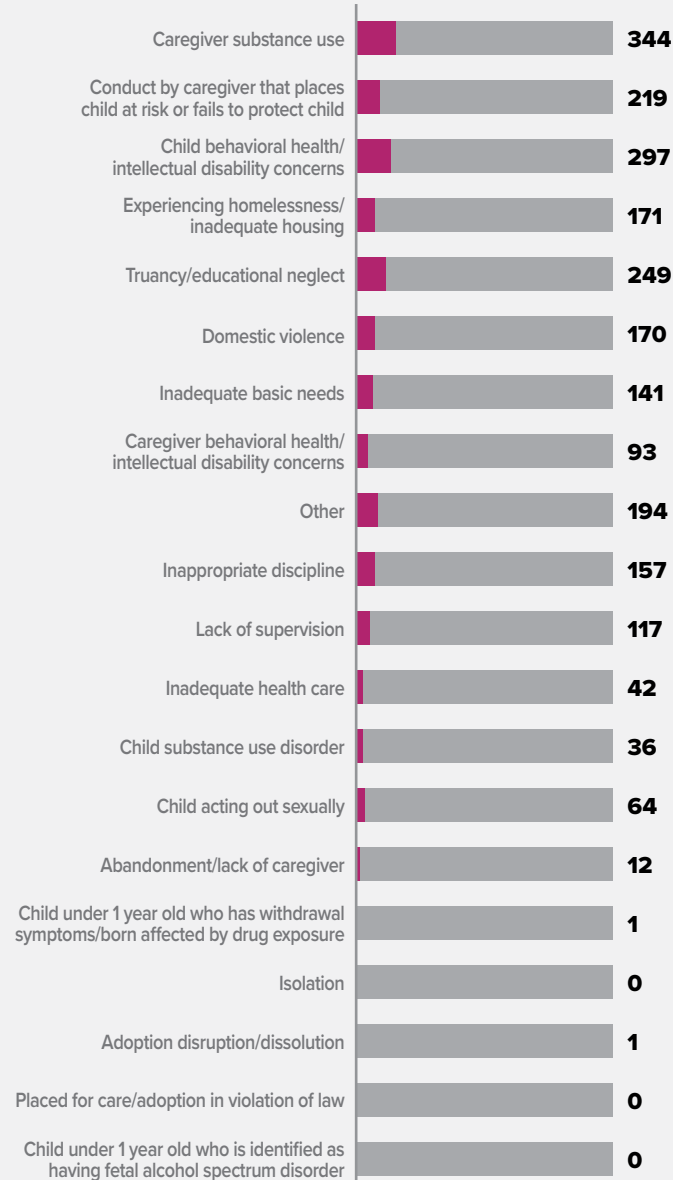
73.6 TOTAL

45.9 VALID

VALID GPS CONCERNS BY TYPE

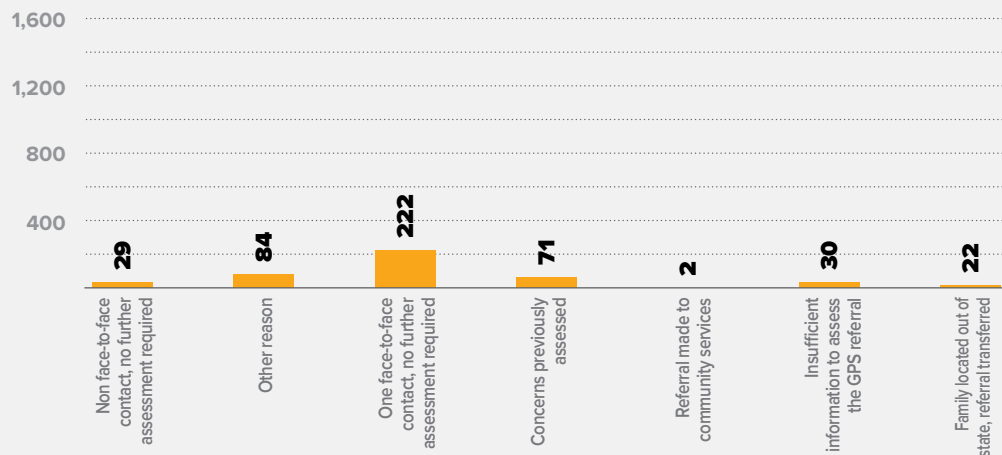
2,308

TOTAL CONCERNS



BREAKDOWN

REPORTS SCREENED OUT BY REASON



FRANKLIN COUNTY

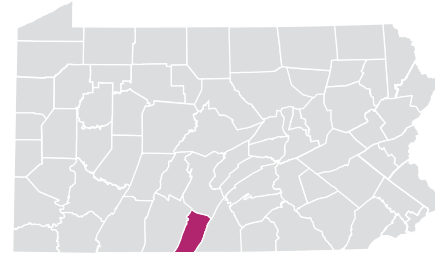
NOTE: A report may have more than one concern for each report; therefore, the total number of concerns will be greater than the total number of reports. In some reports, more than one child was assessed with valid concerns; therefore, the number of children assessed exceeds the number of valid assessed reports.





FULTON COUNTY

RURAL // POPULATION • 14,545 / POPULATION UNDER 18 • 2,882



2024 REPORTS OF CHILD ABUSE

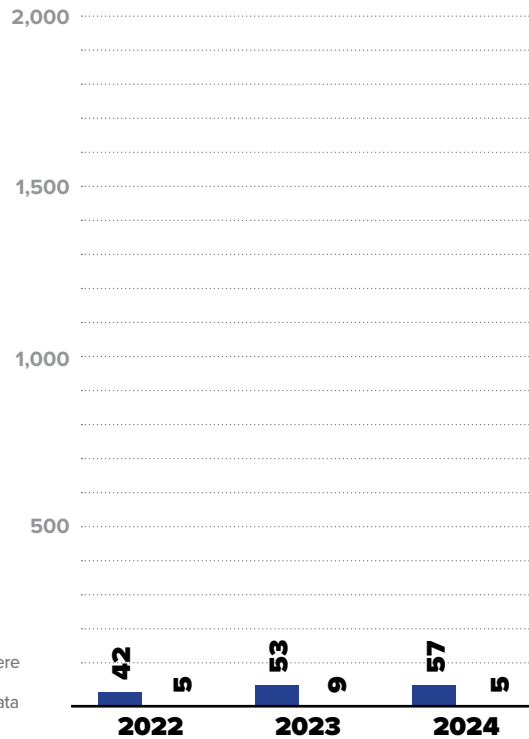
57

■ TOTAL REPORTS

5

■ SUBSTANTIATED
REPORTS

▲ NOTE: CPS and GPS data reported were investigated and substantiated by the CCYA and may vary from statewide data which include both CCYA and OCYF Regional Office investigations.



SUBSTANTIATED REPORTS BY SEX OF VICTIM

FEMALE

2

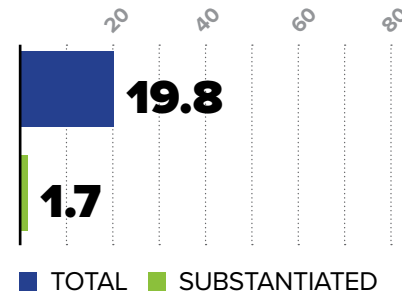
40.0%

MALE

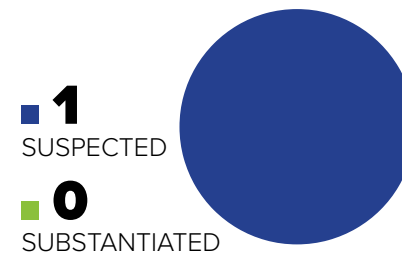
3

60.0%

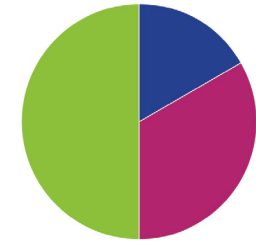
CHILD ABUSE REPORTS PER 1,000 CHILDREN



CASES OF REPEAT ABUSE SUBSTANTIATED REPORTS



TYPES OF ALLEGATIONS SUBSTANTIATED REPORTS




6 TOTAL
ALLEGATIONS

- **1** (16.7%)
Sexual Abuse
- **2** (33.3%)
Physical Abuse/Bodily Injury
- **3** (50.0%)
Serious Physical Neglect
- **0** (0.0%)
Reasonable Likelihood of
Bodily Injury
- **0** (0.0%)
Engaging in Per Se Acts
- **0** (0.0%)
Likelihood of Sexual Abuse/
Exploitation
- **0** (0.0%)
Severe Form of Trafficking in
Persons or Sex Trafficking
- **0** (0.0%)
Serious Mental Injury

▲ NOTE: A report may have more than one allegation for each report; therefore, the total number of allegations will be greater than the total number of reports.

\$183,166

EXPENDITURES CHILD ABUSE
INVESTIGATIONS AND GENERAL
PROTECTIVE SERVICES ASSESSMENTS



2024 SUBSTANTIATED FATALITIES

3/60 ▶ MALE **2** FEMALE **1**

2024 SUBSTANTIATED NEAR FATALITIES

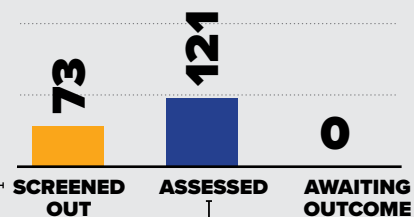
1/82 ▶ MALE **1** FEMALE **0**



2024 REPORTS OF GENERAL PROTECTIVE SERVICES

194

TOTAL REPORTS



1,000

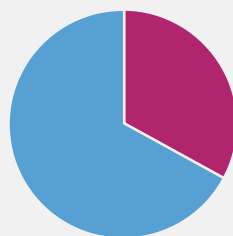
750

500

250

BREAKDOWN VALID ASSESSED REPORTS

40



TOTAL
VALID
INVALID

NUMBER OF CHILDREN ASSESSED

171 TOTAL

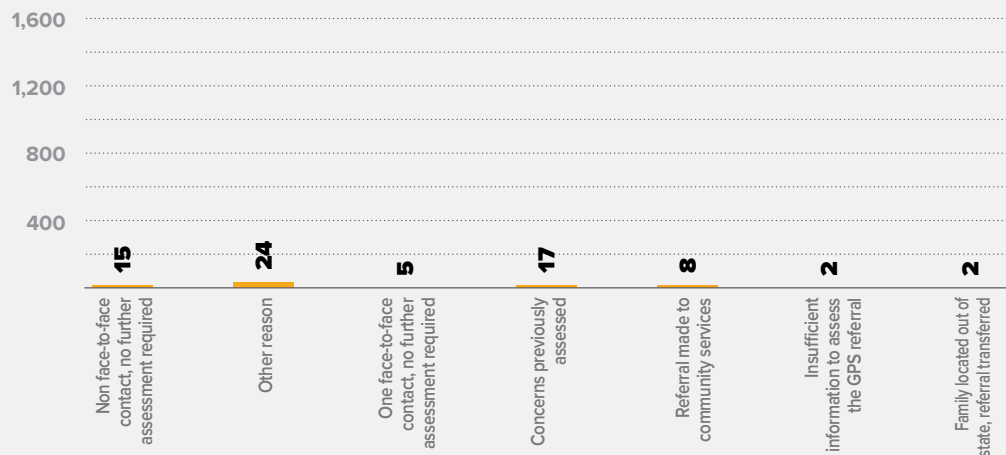
56 VALID

CHILDREN ASSESSED PER 1,000 CHILDREN

59.3 TOTAL

19.4 VALID

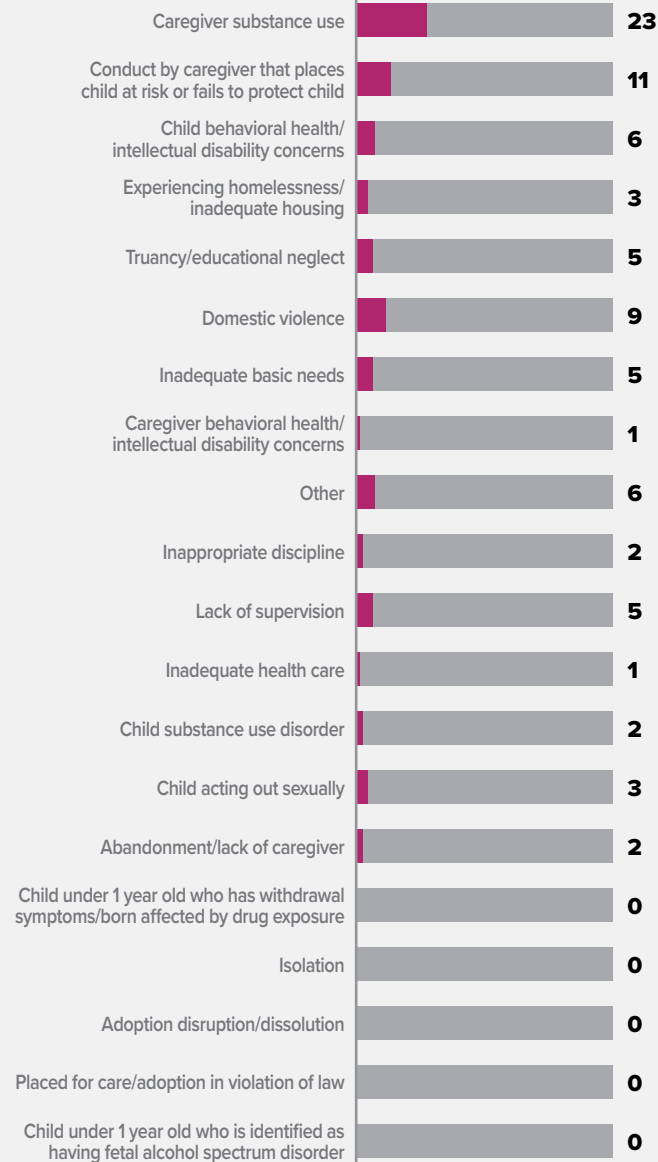
BREAKDOWN REPORTS SCREENED OUT BY REASON



VALID GPS CONCERNS BY TYPE

84

TOTAL CONCERNS



FULTON COUNTY

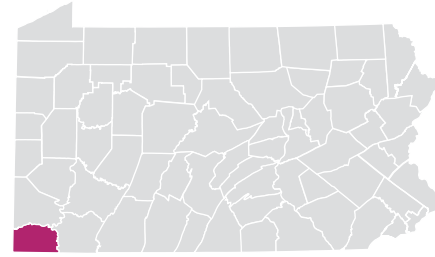
NOTE: A report may have more than one concern for each report; therefore, the total number of concerns will be greater than the total number of reports. In some reports, more than one child was assessed with valid concerns; therefore, the number of children assessed exceeds the number of valid assessed reports.





GREENE COUNTY

RURAL // POPULATION • 35,265 / POPULATION UNDER 18 • 6,740



2024 REPORTS OF CHILD ABUSE

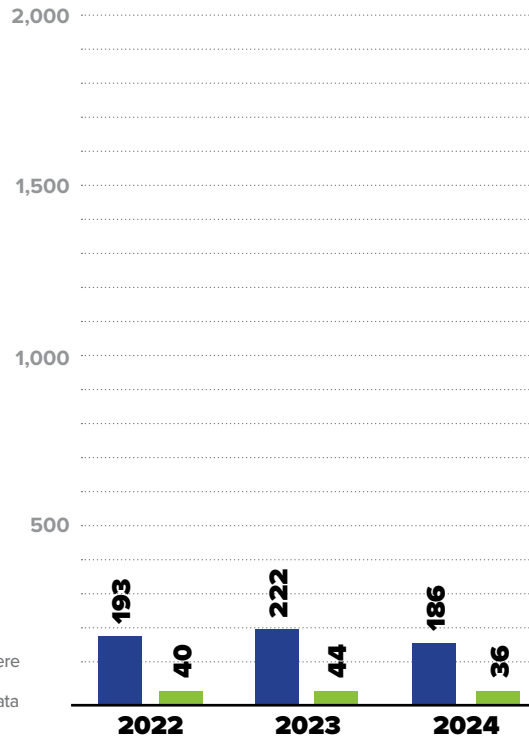
186

■ TOTAL REPORTS

36

■ SUBSTANTIATED
REPORTS

▲ NOTE: CPS and GPS data reported were investigated and substantiated by the CCYA and may vary from statewide data which include both CCYA and OCYF Regional Office investigations.



SUBSTANTIATED REPORTS BY SEX OF VICTIM

FEMALE

22

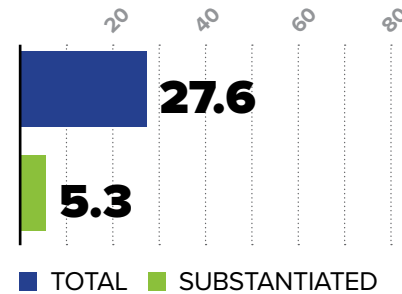
61.1%

MALE

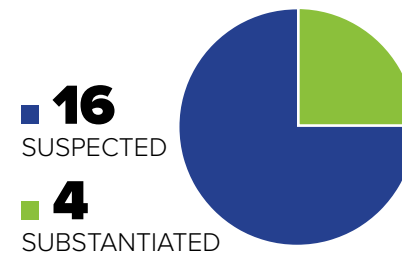
14

38.9%

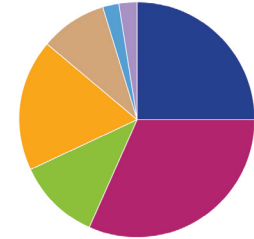
CHILD ABUSE REPORTS PER 1,000 CHILDREN



CASES OF REPEAT ABUSE SUBSTANTIATED REPORTS



TYPES OF ALLEGATIONS SUBSTANTIATED REPORTS



44 TOTAL
ALLEGATIONS

- **11** (25.0%) Sexual Abuse
- **14** (31.8%) Physical Abuse/Bodily Injury
- **5** (11.4%) Serious Physical Neglect
- **8** (18.2%) Reasonable Likelihood of Bodily Injury
- **4** (9.1%) Engaging in Per Se Acts
- **1** (2.3%) Likelihood of Sexual Abuse/Exploitation
- **1** (2.3%) Severe Form of Trafficking in Persons or Sex Trafficking
- **0** (0.0%) Serious Mental Injury

▲ NOTE: A report may have more than one allegation for each report; therefore, the total number of allegations will be greater than the total number of reports.

\$905,361

EXPENDITURES CHILD ABUSE
INVESTIGATIONS AND GENERAL
PROTECTIVE SERVICES ASSESSMENTS



2024 SUBSTANTIATED FATALITIES

0/60 MALE FEMALE

2024 SUBSTANTIATED NEAR FATALITIES

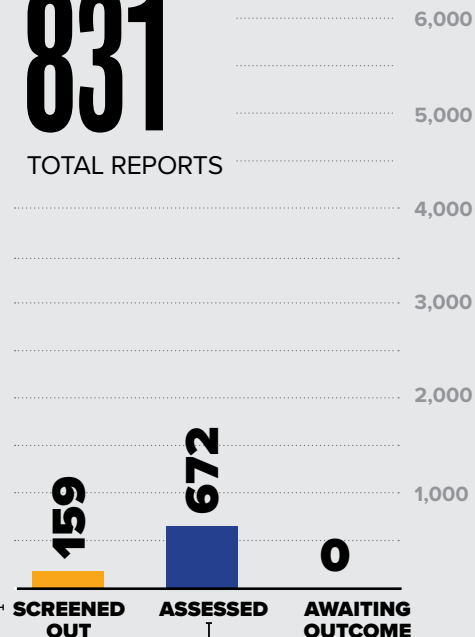
0/82 MALE FEMALE



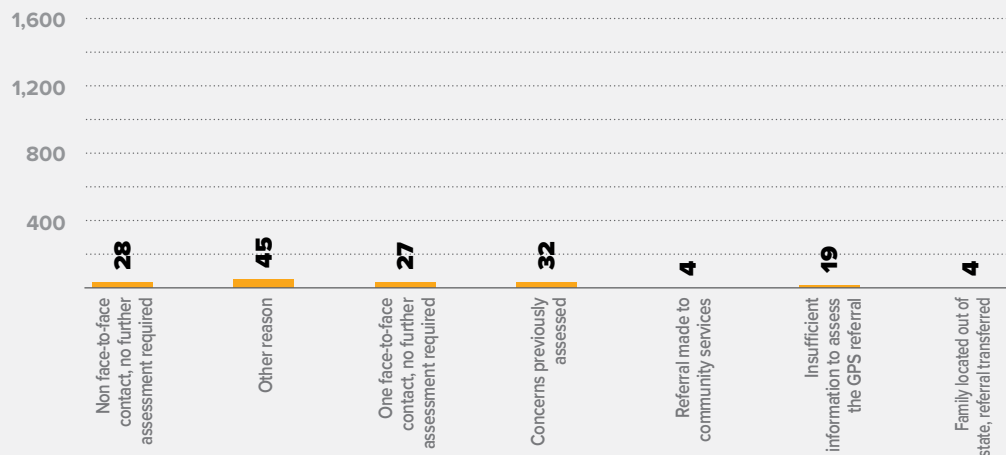
2024 REPORTS OF GENERAL PROTECTIVE SERVICES

831

TOTAL REPORTS

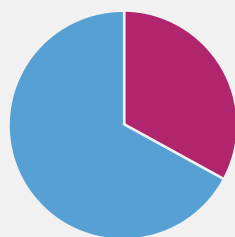


BREAKDOWN REPORTS SCREENED OUT BY REASON



BREAKDOWN VALID ASSESSED REPORTS

224



■ TOTAL
■ VALID
■ INVALID

NUMBER OF CHILDREN ASSESSED

1,006 TOTAL

340 VALID

CHILDREN
ASSESSED
PER 1,000
CHILDREN

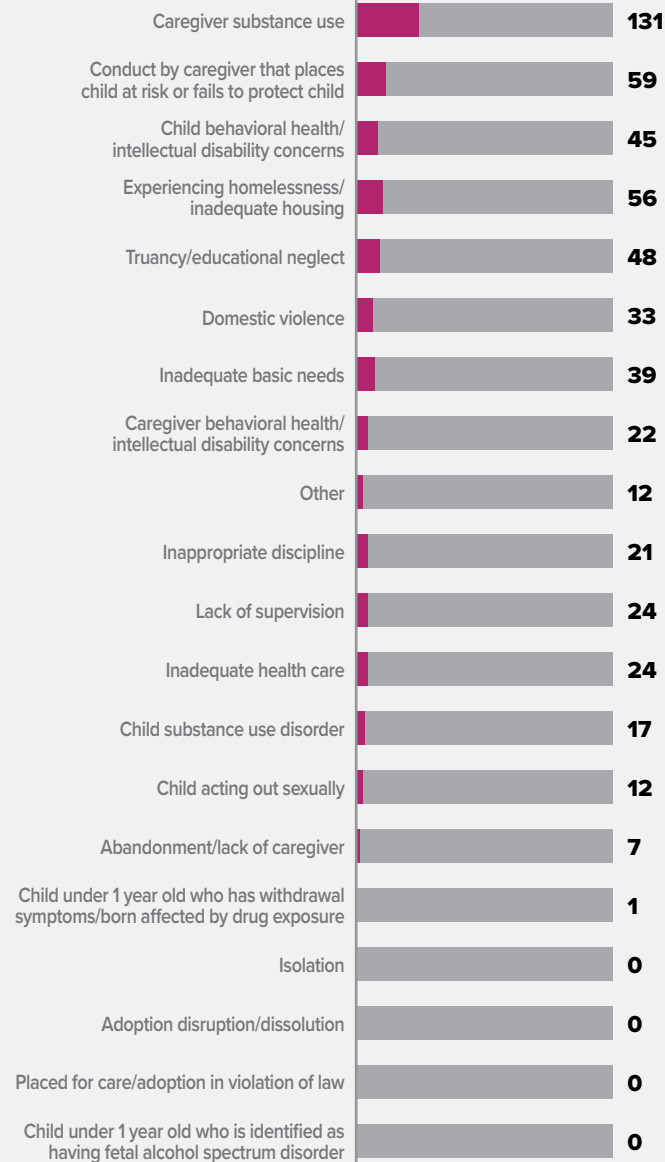
149.3 TOTAL

50.4 VALID

VALID GPS CONCERNS BY TYPE

551

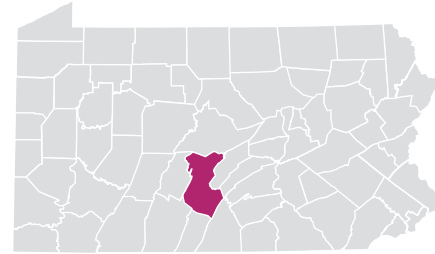
TOTAL CONCERNS





HUNTINGDON COUNTY

RURAL // POPULATION • 43,844 / POPULATION UNDER 18 • 7,839



2024 REPORTS OF CHILD ABUSE

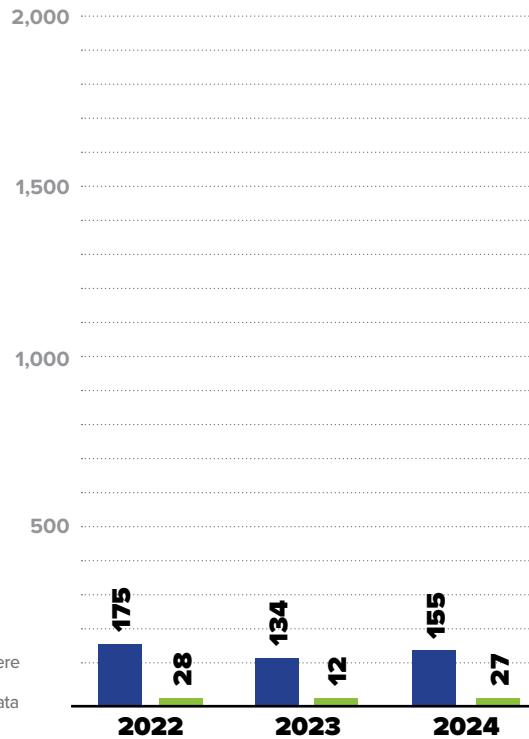
155

■ TOTAL REPORTS

27

■ SUBSTANTIATED
REPORTS

▲ NOTE: CPS and GPS data reported were investigated and substantiated by the CCYA and may vary from statewide data which include both CCYA and OCYF Regional Office investigations.



SUBSTANTIATED REPORTS BY SEX OF VICTIM

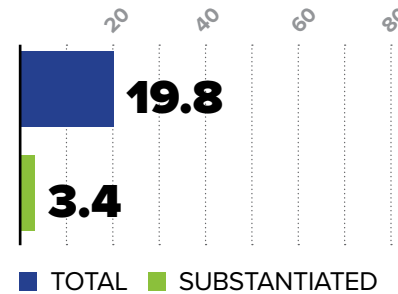
FEMALE

17
63.0%

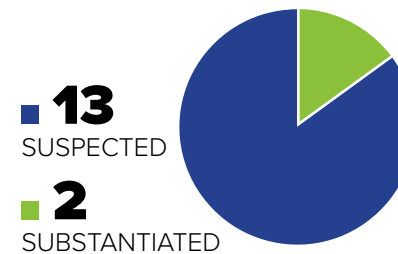
MALE

10
37.0%

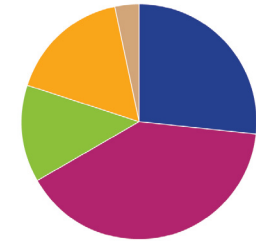
CHILD ABUSE REPORTS PER 1,000 CHILDREN



CASES OF REPEAT ABUSE SUBSTANTIATED REPORTS



TYPES OF ALLEGATIONS SUBSTANTIATED REPORTS



30 TOTAL
ALLEGATIONS

- **8** (26.7%) Sexual Abuse
- **12** (40.0%) Physical Abuse/Bodily Injury
- **4** (13.3%) Serious Physical Neglect
- **5** (16.7%) Reasonable Likelihood of Bodily Injury
- **1** (3.3%) Engaging in Per Se Acts
- **0** (0.0%) Likelihood of Sexual Abuse/Exploitation
- **0** (0.0%) Severe Form of Trafficking in Persons or Sex Trafficking
- **0** (0.0%) Serious Mental Injury

▲ NOTE: A report may have more than one allegation for each report; therefore, the total number of allegations will be greater than the total number of reports.

\$2,297,726

EXPENDITURES CHILD ABUSE
INVESTIGATIONS AND GENERAL
PROTECTIVE SERVICES ASSESSMENTS



2024 SUBSTANTIATED FATALITIES

0/60 MALE FEMALE

2024 SUBSTANTIATED NEAR FATALITIES

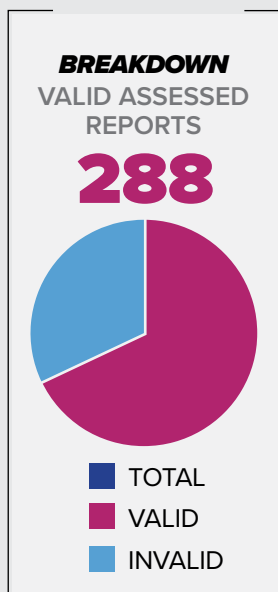
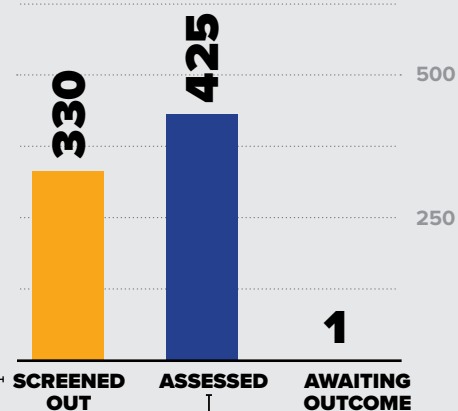
0/82 MALE FEMALE



2024 REPORTS OF GENERAL PROTECTIVE SERVICES

756

TOTAL REPORTS



NUMBER OF CHILDREN ASSESSED

615
TOTAL

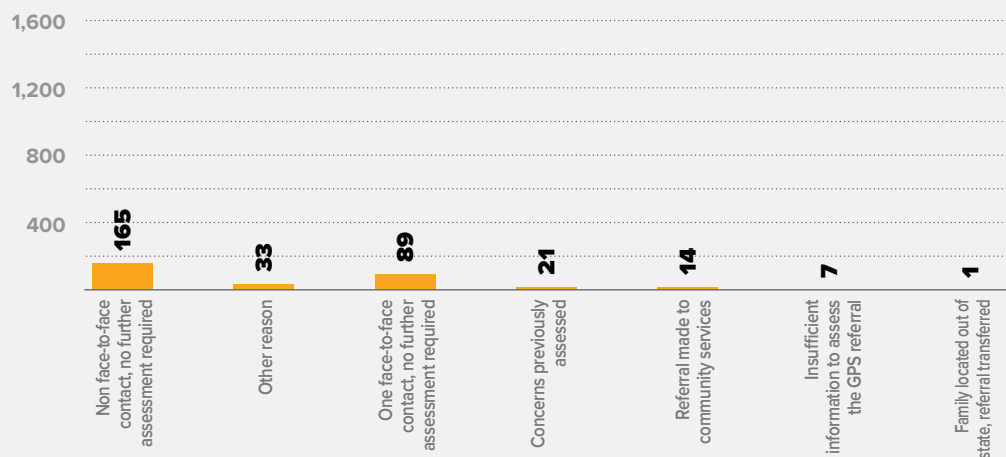
432
VALID

CHILDREN
ASSESSED
PER 1,000
CHILDREN

78.5
TOTAL

55.1
VALID

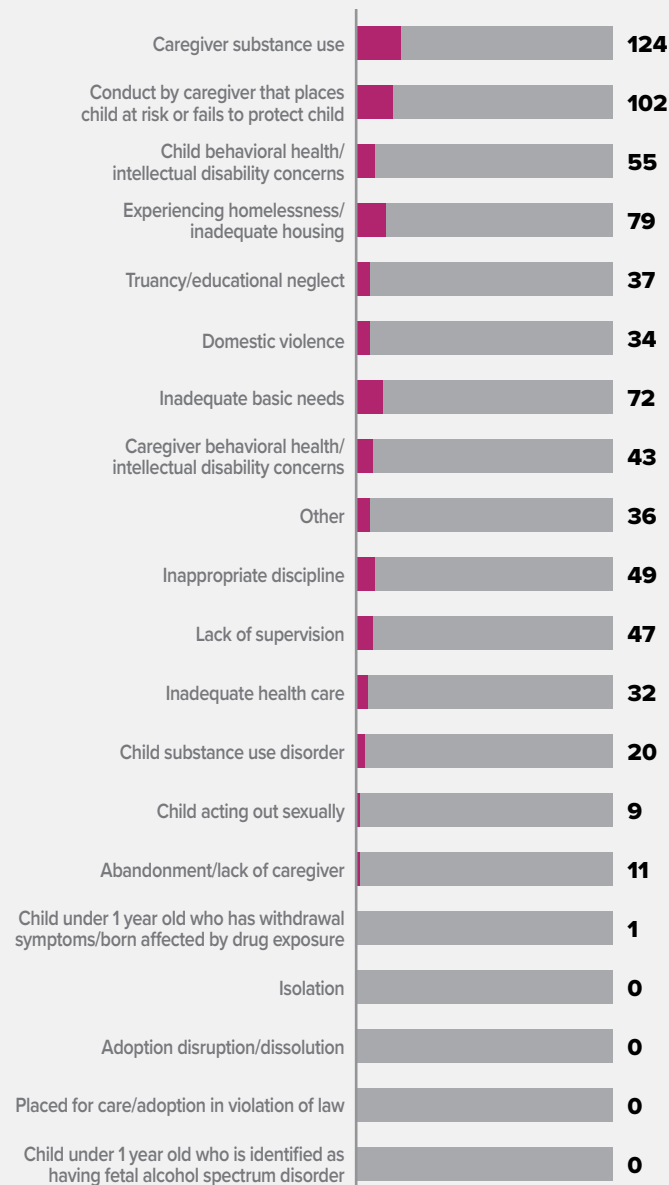
BREAKDOWN REPORTS SCREENED OUT BY REASON



VALID GPS CONCERNS BY TYPE

751

TOTAL CONCERNS



HUNTINGDON COUNTY

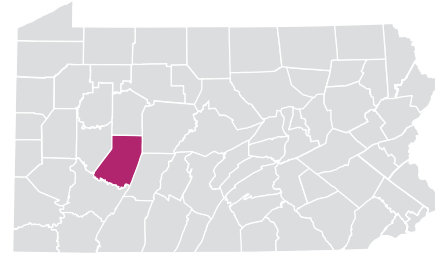
NOTE: A report may have more than one concern for each report; therefore, the total number of concerns will be greater than the total number of reports. In some reports, more than one child was assessed with valid concerns; therefore, the number of children assessed exceeds the number of valid assessed reports.





INDIANA COUNTY

RURAL // POPULATION • 83,213 / POPULATION UNDER 18 • 15,044



2024 REPORTS OF CHILD ABUSE

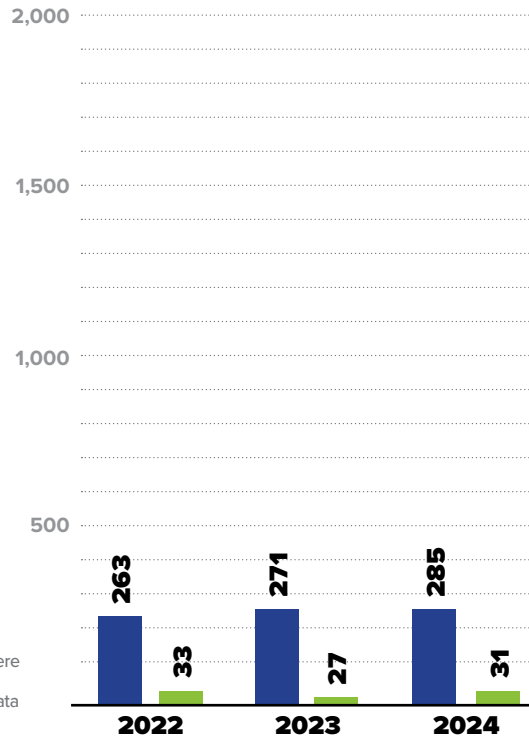
285

■ TOTAL REPORTS

31

■ SUBSTANTIATED
REPORTS

▲ NOTE: CPS and GPS data reported were investigated and substantiated by the CCYA and may vary from statewide data which include both CCYA and OCYF Regional Office investigations.



SUBSTANTIATED REPORTS BY SEX OF VICTIM

FEMALE

19

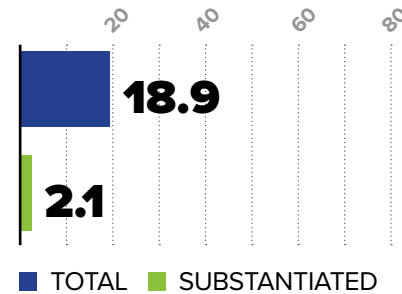
61.3%

MALE

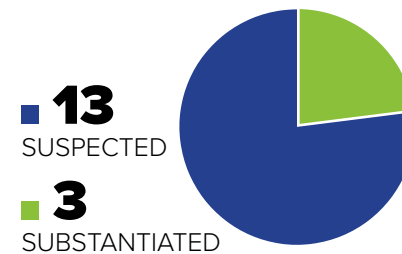
12

38.7%

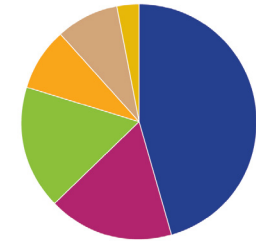
CHILD ABUSE REPORTS PER 1,000 CHILDREN



CASES OF REPEAT ABUSE SUBSTANTIATED REPORTS



TYPES OF ALLEGATIONS SUBSTANTIATED REPORTS



35 TOTAL
ALLEGATIONS

- **16** (45.7%) Sexual Abuse
- **6** (17.1%) Physical Abuse/Bodily Injury
- **6** (17.1%) Serious Physical Neglect
- **3** (8.6%) Reasonable Likelihood of Bodily Injury
- **3** (8.6%) Engaging in Per Se Acts
- **0** (0.0%) Likelihood of Sexual Abuse/Exploitation
- **0** (0.0%) Severe Form of Trafficking in Persons or Sex Trafficking
- **1** (2.9%) Serious Mental Injury

▲ NOTE: A report may have more than one allegation for each report; therefore, the total number of allegations will be greater than the total number of reports.

\$2,207,960

EXPENDITURES CHILD ABUSE
INVESTIGATIONS AND GENERAL
PROTECTIVE SERVICES ASSESSMENTS



2024 SUBSTANTIATED FATALITIES

2/60 ▶ MALE **1** FEMALE **1**

2024 SUBSTANTIATED NEAR FATALITIES

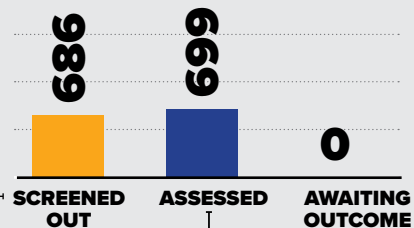
2/82 ▶ MALE **1** FEMALE **1**



2024 REPORTS OF GENERAL PROTECTIVE SERVICES

1,385

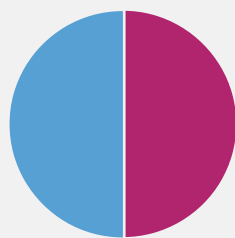
TOTAL REPORTS



6,000
5,000
4,000
3,000
2,000
1,000

BREAKDOWN VALID ASSESSED REPORTS

347



■ TOTAL
■ VALID
■ INVALID

NUMBER OF CHILDREN ASSESSED

1,060 TOTAL

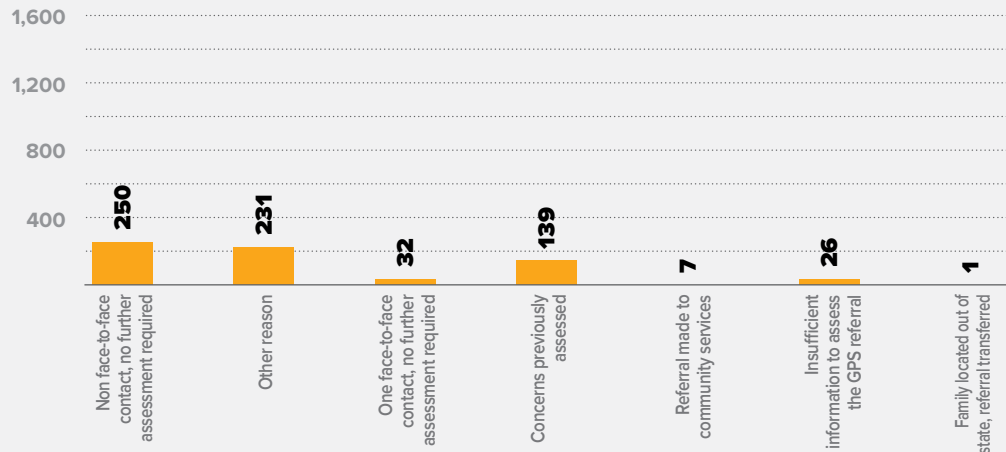
537 VALID

CHILDREN
ASSESSED
PER 1,000
CHILDREN

70.5 TOTAL

35.7 VALID

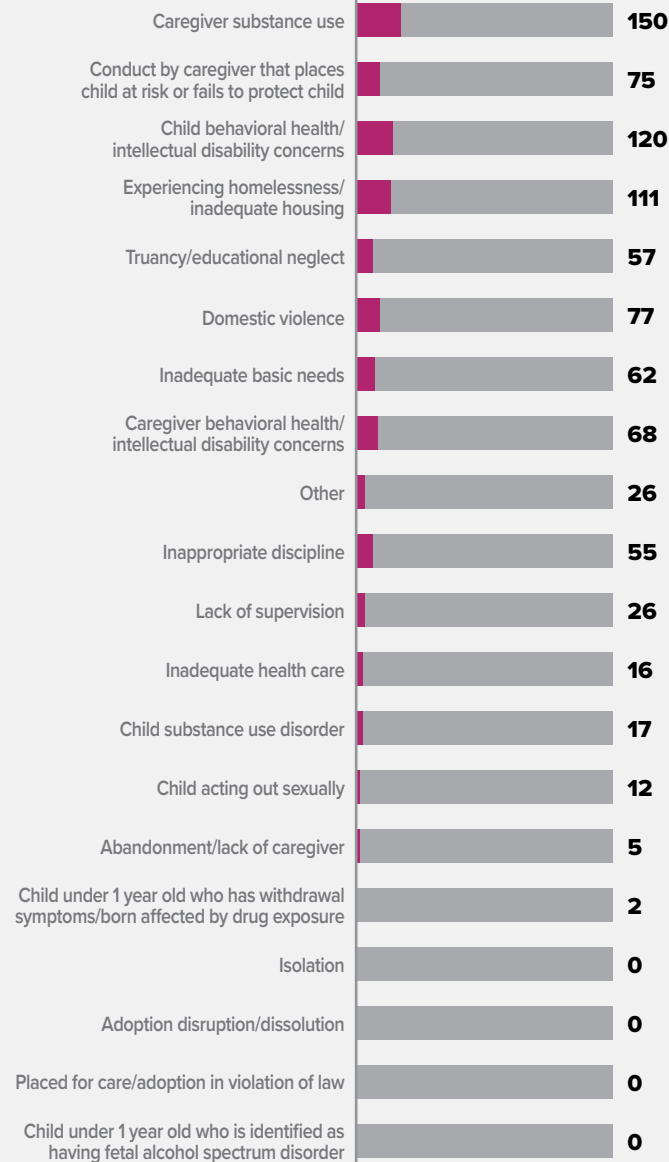
BREAKDOWN REPORTS SCREENED OUT BY REASON



VALID GPS CONCERNS BY TYPE

879

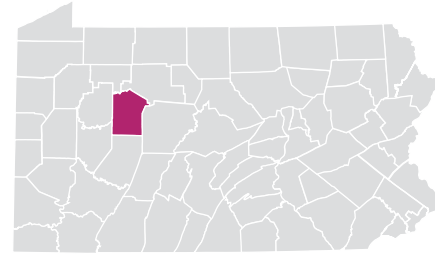
TOTAL CONCERNS





JEFFERSON COUNTY

RURAL // POPULATION • 44,099 / POPULATION UNDER 18 • 9,447



2024 REPORTS OF CHILD ABUSE

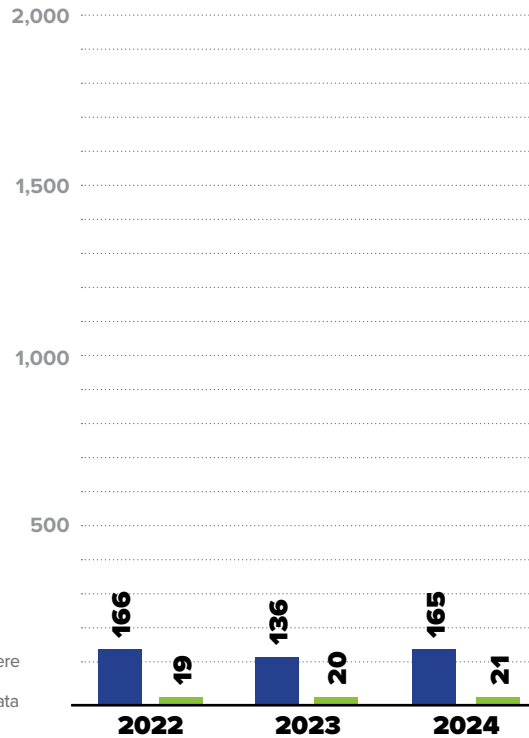
165

■ TOTAL REPORTS

21

■ SUBSTANTIATED
REPORTS

▲ NOTE: CPS and GPS data reported were investigated and substantiated by the CCYA and may vary from statewide data which include both CCYA and OCYF Regional Office investigations.



SUBSTANTIATED REPORTS BY SEX OF VICTIM

FEMALE

16

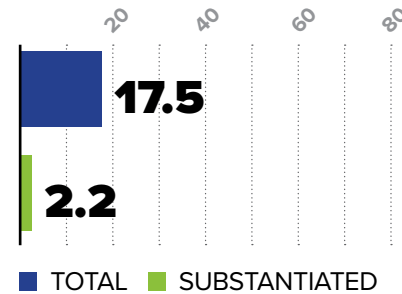
76.2%

MALE

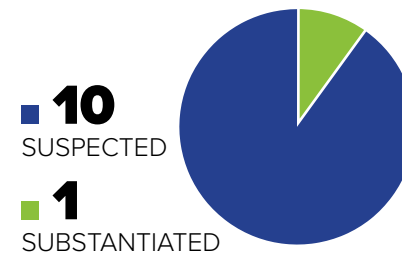
5

23.8%

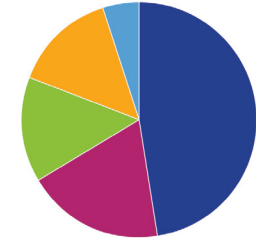
CHILD ABUSE REPORTS PER 1,000 CHILDREN



CASES OF REPEAT ABUSE SUBSTANTIATED REPORTS



TYPES OF ALLEGATIONS SUBSTANTIATED REPORTS



21 TOTAL
ALLEGATIONS

- **10** (47.6%) Sexual Abuse
- **4** (19.0%) Physical Abuse/Bodily Injury
- **3** (14.3%) Serious Physical Neglect
- **3** (14.3%) Reasonable Likelihood of Bodily Injury
- **0** (0.0%) Engaging in Per Se Acts
- **1** (4.8%) Likelihood of Sexual Abuse/Exploitation
- **0** (0.0%) Severe Form of Trafficking in Persons or Sex Trafficking
- **0** (0.0%) Serious Mental Injury

▲ NOTE: A report may have more than one allegation for each report; therefore, the total number of allegations will be greater than the total number of reports.

\$491,316

EXPENDITURES CHILD ABUSE
INVESTIGATIONS AND GENERAL
PROTECTIVE SERVICES ASSESSMENTS

2023

\$0

\$272.59M

2024

\$491,316

\$287.67M

■ COUNTY
■ STATEWIDE
TOTAL

2024 SUBSTANTIATED FATALITIES

0/60

MALE 0

FEMALE 0

2024 SUBSTANTIATED NEAR FATALITIES

0/82

MALE 0

FEMALE 0



2024 REPORTS OF GENERAL PROTECTIVE SERVICES

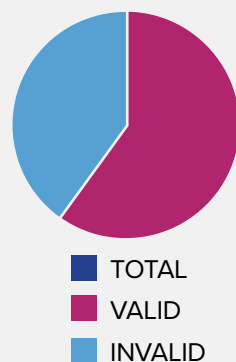
828

TOTAL REPORTS



BREAKDOWN VALID ASSESSED REPORTS

255



NUMBER OF CHILDREN ASSESSED

607 TOTAL

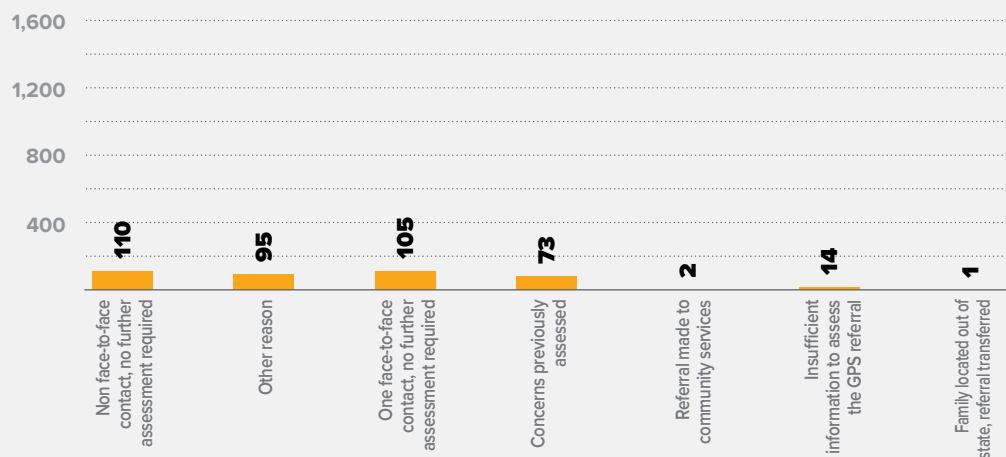
359 VALID

CHILDREN
ASSESSED
PER 1,000
CHILDREN

64.3 TOTAL

38.0 VALID

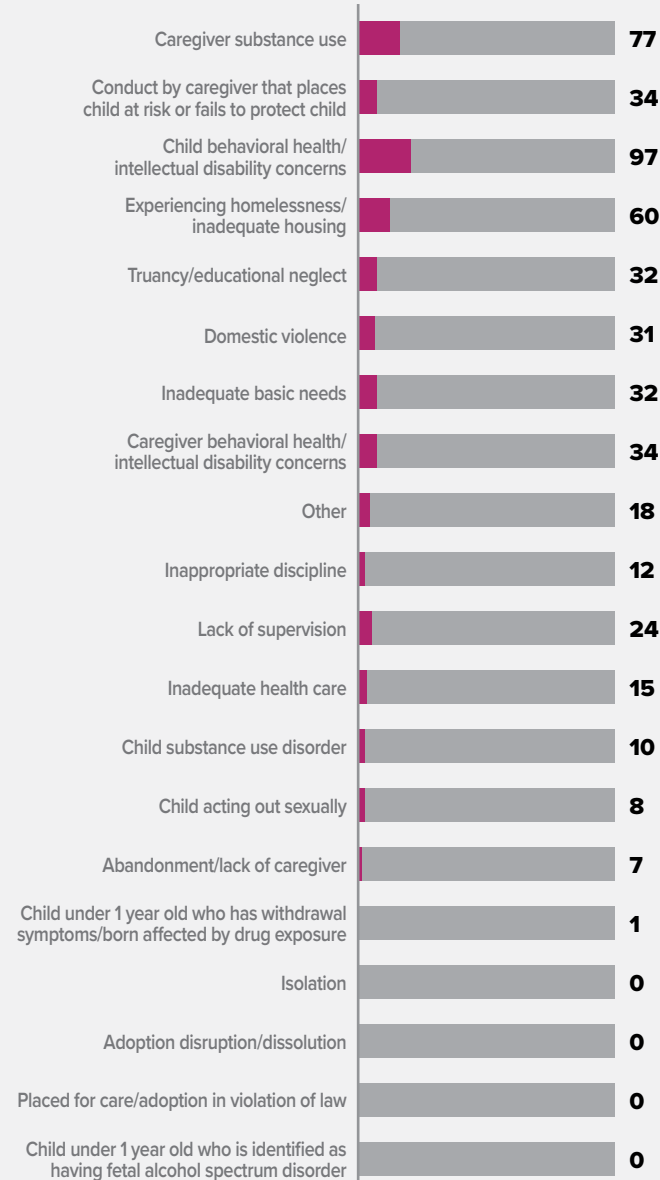
BREAKDOWN REPORTS SCREENED OUT BY REASON



VALID GPS CONCERNS BY TYPE

492

TOTAL CONCERNS

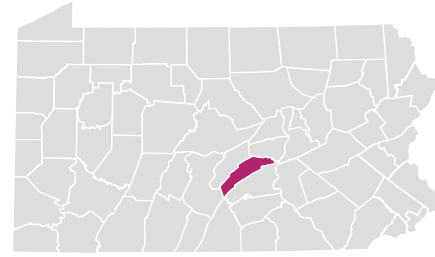


NOTE: A report may have more than one concern for each report; therefore, the total number of concerns will be greater than the total number of reports. In some reports, more than one child was assessed with valid concerns; therefore, the number of children assessed exceeds the number of valid assessed reports.



JUNIATA COUNTY

RURAL // POPULATION • 23,419 / POPULATION UNDER 18 • 5,214



2024 REPORTS OF CHILD ABUSE


92

■ TOTAL REPORTS

10

■ SUBSTANTIATED
REPORTS

▲ NOTE: CPS and GPS data reported were investigated and substantiated by the CCYA and may vary from statewide data which include both CCYA and OCYF Regional Office investigations.



SUBSTANTIATED REPORTS BY SEX OF VICTIM

FEMALE

5

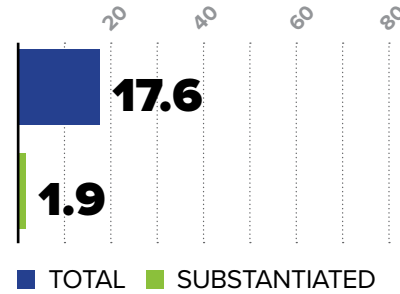
50.0%

MALE

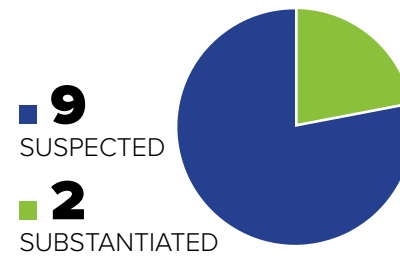
5

50.0%

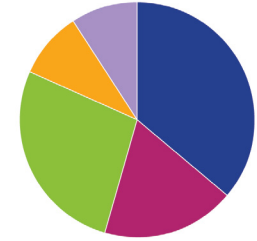
CHILD ABUSE REPORTS PER 1,000 CHILDREN



CASES OF REPEAT ABUSE SUBSTANTIATED REPORTS



TYPES OF ALLEGATIONS SUBSTANTIATED REPORTS



11 TOTAL
ALLEGATIONS

- **4** (36.4%) Sexual Abuse
- **2** (18.2%) Physical Abuse/Bodily Injury
- **3** (27.3%) Serious Physical Neglect
- **1** (9.1%) Reasonable Likelihood of Bodily Injury
- **0** (0.0%) Engaging in Per Se Acts
- **0** (0.0%) Likelihood of Sexual Abuse/Exploitation
- **1** (9.1%) Severe Form of Trafficking in Persons or Sex Trafficking
- **0** (0.0%) Serious Mental Injury

▲ NOTE: A report may have more than one allegation for each report; therefore, the total number of allegations will be greater than the total number of reports.

\$460,162

EXPENDITURES CHILD ABUSE
INVESTIGATIONS AND GENERAL
PROTECTIVE SERVICES ASSESSMENTS

2023

\$550,592

2024

\$460,162

\$272.59M

\$287.67M

■ COUNTY
■ STATEWIDE
TOTAL

2024 SUBSTANTIATED FATALITIES

0/60 ▶ MALE 0 FEMALE 0

2024 SUBSTANTIATED NEAR FATALITIES

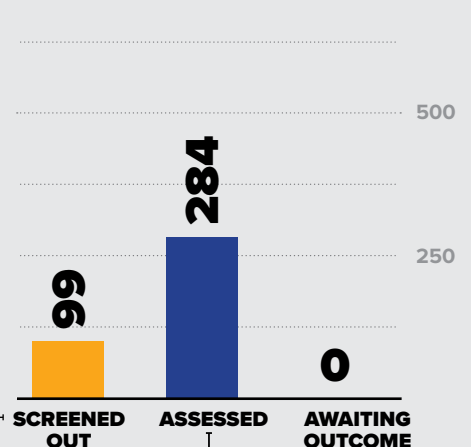
0/82 ▶ MALE 0 FEMALE 0



2024 REPORTS OF GENERAL PROTECTIVE SERVICES

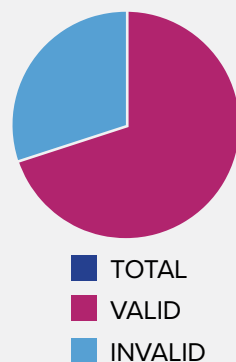
383

TOTAL REPORTS



BREAKDOWN VALID ASSESSED REPORTS

200



NUMBER OF CHILDREN ASSESSED

385 TOTAL

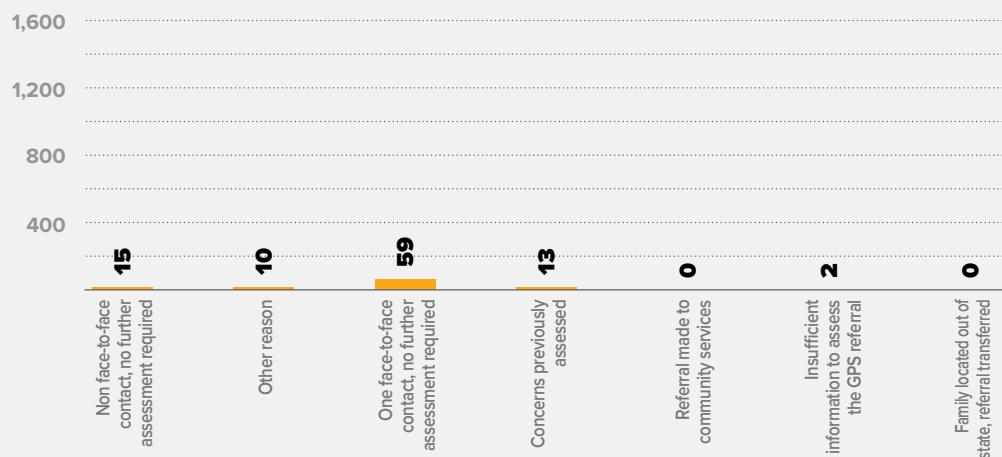
264 VALID

CHILDREN
ASSESSED
PER 1,000
CHILDREN

73.8 TOTAL

50.6 VALID

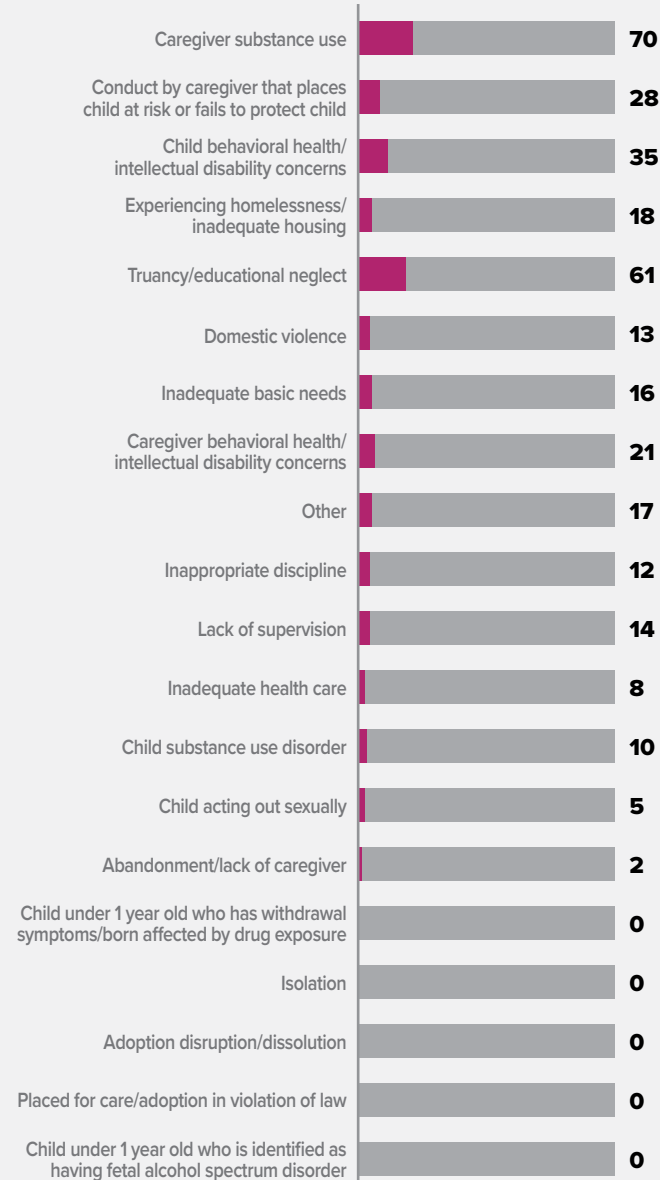
BREAKDOWN REPORTS SCREENED OUT BY REASON



VALID GPS CONCERNS BY TYPE

330

TOTAL CONCERNS

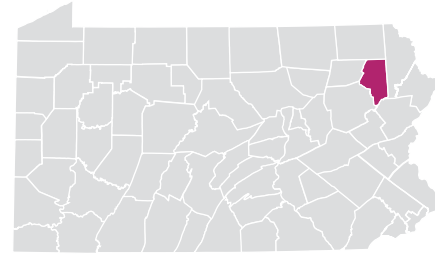


NOTE: A report may have more than one concern for each report; therefore, the total number of concerns will be greater than the total number of reports. In some reports, more than one child was assessed with valid concerns; therefore, the number of children assessed exceeds the number of valid assessed reports.



LACKAWANNA COUNTY

URBAN // POPULATION • 215,834 / POPULATION UNDER 18 • 44,299



2024 REPORTS OF CHILD ABUSE

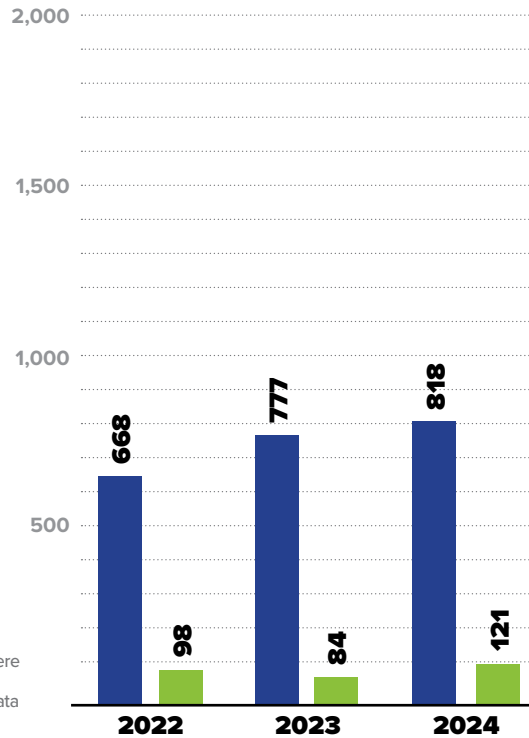
818

■ TOTAL REPORTS

121

■ SUBSTANTIATED
REPORTS

▲ NOTE: CPS and GPS data reported were investigated and substantiated by the CCYA and may vary from statewide data which include both CCYA and OCYF Regional Office investigations.



SUBSTANTIATED REPORTS BY SEX OF VICTIM

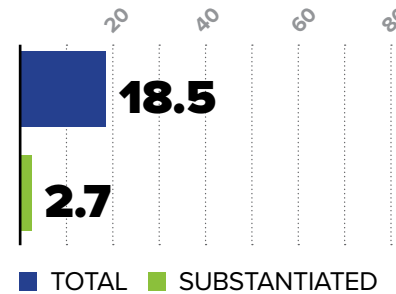
FEMALE

71
58.7%

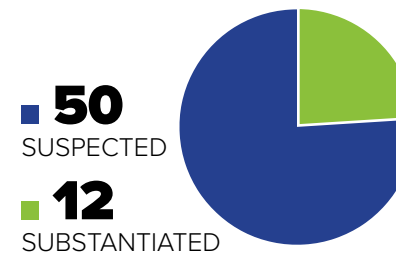
MALE

50
41.3%

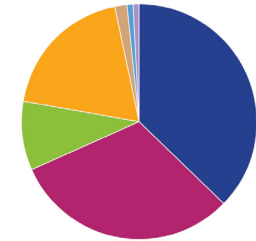
CHILD ABUSE REPORTS PER 1,000 CHILDREN



CASES OF REPEAT ABUSE SUBSTANTIATED REPORTS



TYPES OF ALLEGATIONS SUBSTANTIATED REPORTS




131 TOTAL
ALLEGATIONS

- **49** (37.4%) Sexual Abuse
- **41** (31.3%) Physical Abuse/Bodily Injury
- **12** (9.2%) Serious Physical Neglect
- **25** (19.1%) Reasonable Likelihood of Bodily Injury
- **2** (1.5%) Engaging in Per Se Acts
- **1** (0.8%) Likelihood of Sexual Abuse/Exploitation
- **1** (0.8%) Severe Form of Trafficking in Persons or Sex Trafficking
- **0** (0.0%) Serious Mental Injury

▲ NOTE: A report may have more than one allegation for each report; therefore, the total number of allegations will be greater than the total number of reports.

\$9,400,811

EXPENDITURES CHILD ABUSE
INVESTIGATIONS AND GENERAL
PROTECTIVE SERVICES ASSESSMENTS



2024 SUBSTANTIATED FATALITIES

1/60 MALE **0** FEMALE **1**

2024 SUBSTANTIATED NEAR FATALITIES

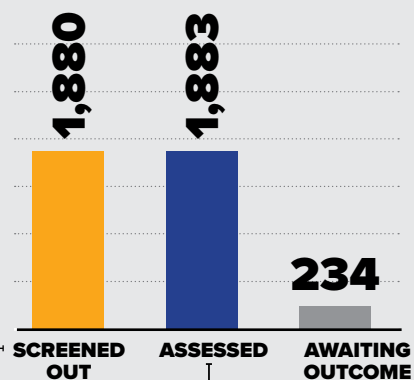
1/82 MALE **1** FEMALE **0**



2024 REPORTS OF GENERAL PROTECTIVE SERVICES

3,997

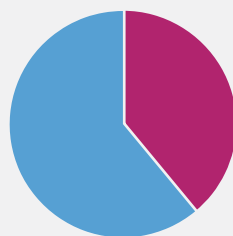
TOTAL REPORTS



6,000
5,000
4,000
3,000
2,000
1,000

BREAKDOWN VALID ASSESSED REPORTS

741



■ TOTAL
■ VALID
■ INVALID

NUMBER OF CHILDREN ASSESSED

2,900 TOTAL

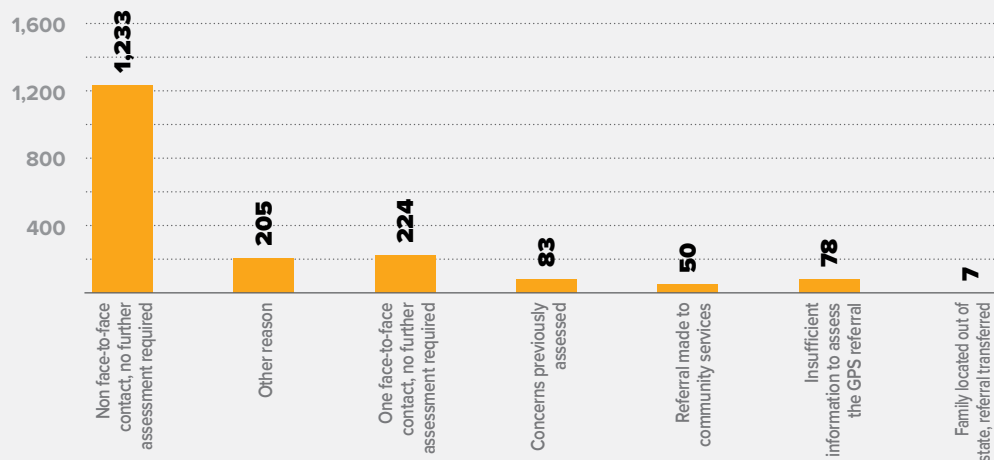
1,199 VALID

CHILDREN
ASSESSED
PER 1,000
CHILDREN

65.5 TOTAL

27.1 VALID

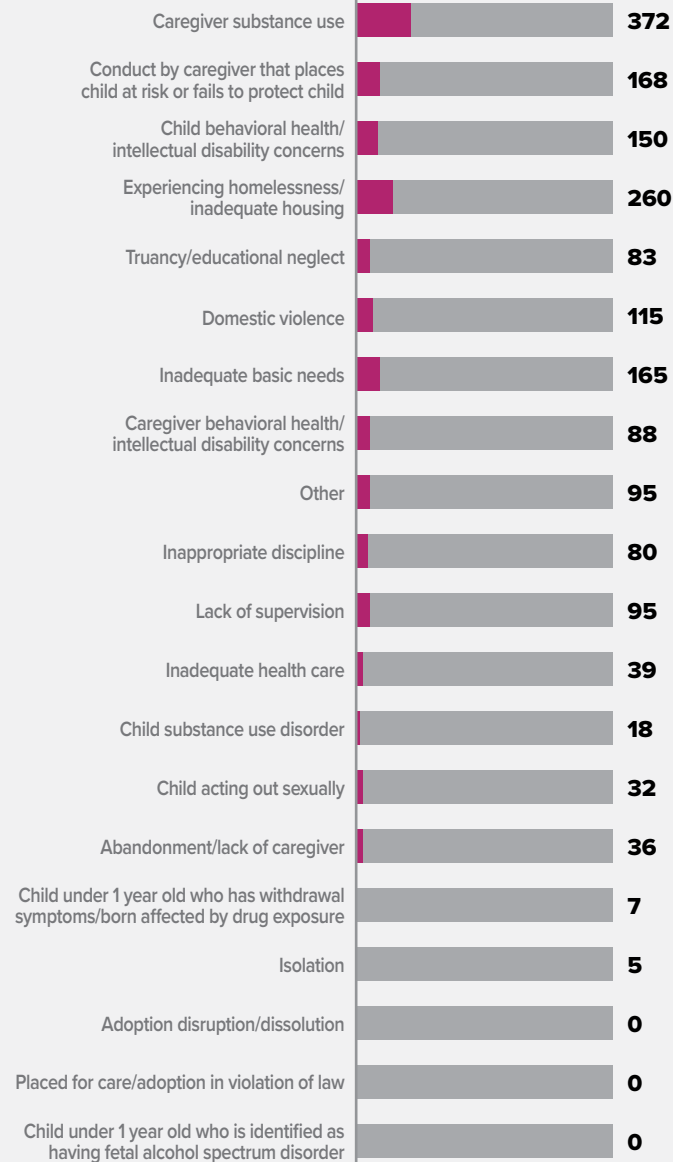
BREAKDOWN REPORTS SCREENED OUT BY REASON



VALID GPS CONCERNS BY TYPE

1,808

TOTAL CONCERNS



LACKAWANNA COUNTY

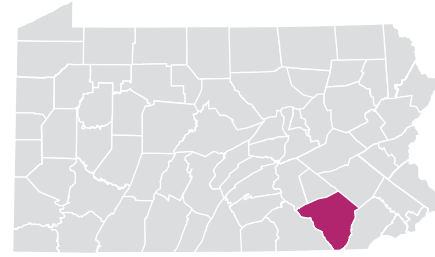
NOTE: A report may have more than one concern for each report; therefore, the total number of concerns will be greater than the total number of reports. In some reports, more than one child was assessed with valid concerns; therefore, the number of children assessed exceeds the number of valid assessed reports.





LANCASTER COUNTY

URBAN // POPULATION • 555,151 / POPULATION UNDER 18 • 129,093



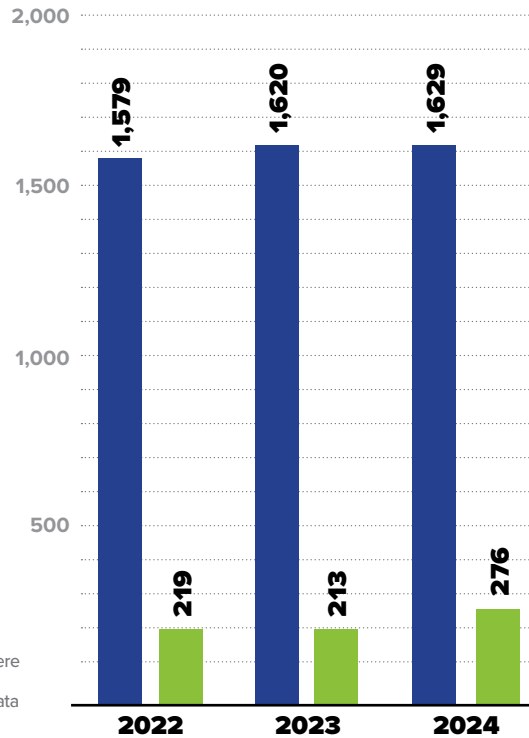
2024 REPORTS OF CHILD ABUSE

1,629
TOTAL REPORTS

276
SUBSTANTIATED REPORTS

■ TOTAL REPORTS
■ SUBSTANTIATED REPORTS

▲ NOTE: CPS and GPS data reported were investigated and substantiated by the CCYA and may vary from statewide data which include both CCYA and OCYF Regional Office investigations.

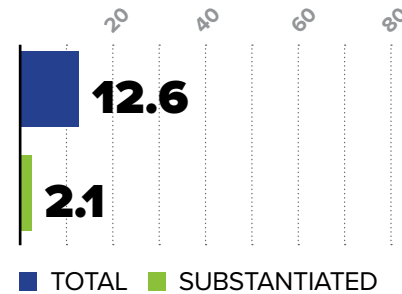


SUBSTANTIATED REPORTS BY SEX OF VICTIM

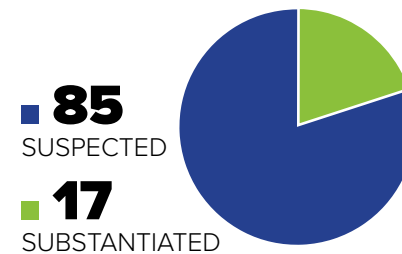
FEMALE
184
66.7%

MALE
92
33.3%

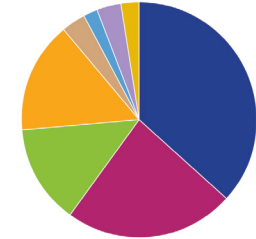
CHILD ABUSE REPORTS PER 1,000 CHILDREN



CASES OF REPEAT ABUSE SUBSTANTIATED REPORTS



TYPES OF ALLEGATIONS SUBSTANTIATED REPORTS



295 TOTAL ALLEGATIONS

- **109** (36.9%) Sexual Abuse
- **69** (23.4%) Physical Abuse/Bodily Injury
- **40** (13.6%) Serious Physical Neglect
- **45** (15.3%) Reasonable Likelihood of Bodily Injury
- **10** (3.4%) Engaging in Per Se Acts
- **5** (1.7%) Likelihood of Sexual Abuse/Exploitation
- **10** (3.4%) Severe Form of Trafficking in Persons or Sex Trafficking
- **7** (2.4%) Serious Mental Injury

▲ NOTE: A report may have more than one allegation for each report; therefore, the total number of allegations will be greater than the total number of reports.

\$6,436,680

EXPENDITURES CHILD ABUSE INVESTIGATIONS AND GENERAL PROTECTIVE SERVICES ASSESSMENTS



2024 SUBSTANTIATED FATALITIES

7/60 MALE **4** FEMALE **3**

2024 SUBSTANTIATED NEAR FATALITIES

2/82 MALE **1** FEMALE **1**

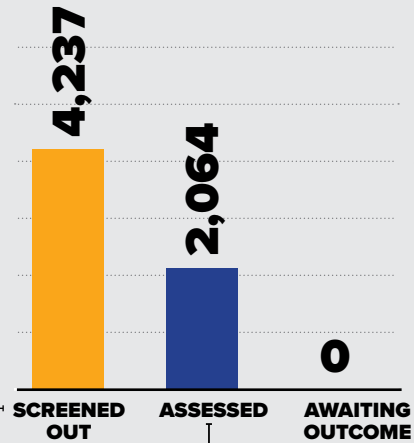




NOTE: A report may have more than one concern for each report; therefore, the total number of concerns will be greater than the total number of reports. In some reports, more than one child was assessed with valid concerns; therefore, the number of children assessed exceeds the number of valid assessed reports.

2024 REPORTS OF GENERAL PROTECTIVE SERVICES

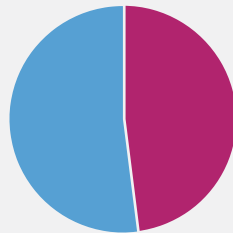
6,301
TOTAL REPORTS



10,000
8,000
6,000
4,000
2,000

BREAKDOWN VALID ASSESSED REPORTS

990



■ TOTAL
■ VALID
■ INVALID

NUMBER OF CHILDREN ASSESSED

2,979
TOTAL

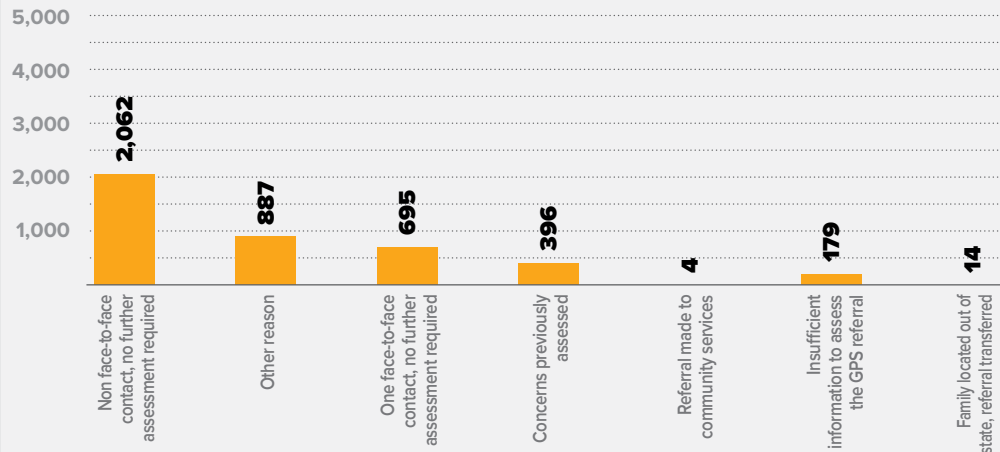
1,456
VALID

CHILDREN
ASSESSED
PER 1,000
CHILDREN

23.1
TOTAL

11.3
VALID

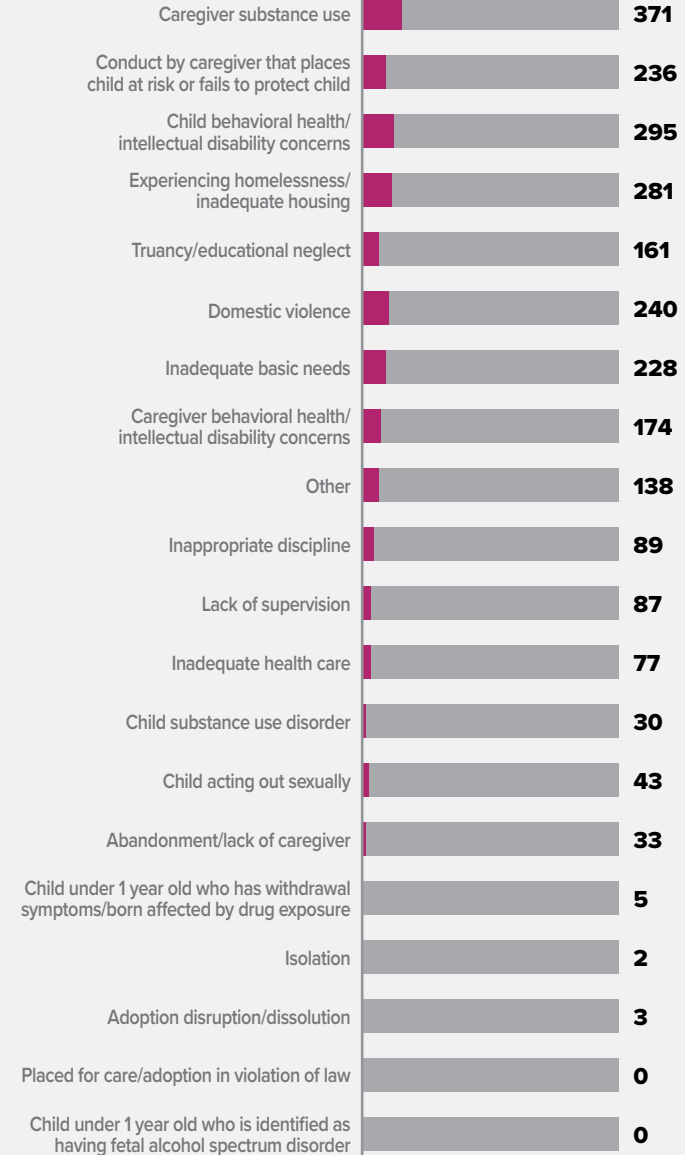
BREAKDOWN REPORTS SCREENED OUT BY REASON



VALID GPS CONCERNS BY TYPE

2,493

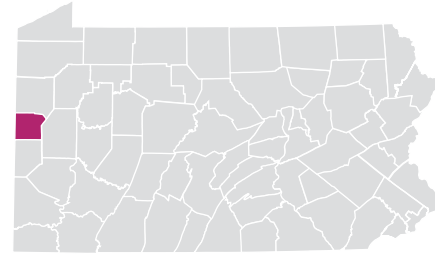
TOTAL CONCERNS





LAWRENCE COUNTY

RURAL // POPULATION • 85,423 / POPULATION UNDER 18 • 17,157



2024 REPORTS OF CHILD ABUSE

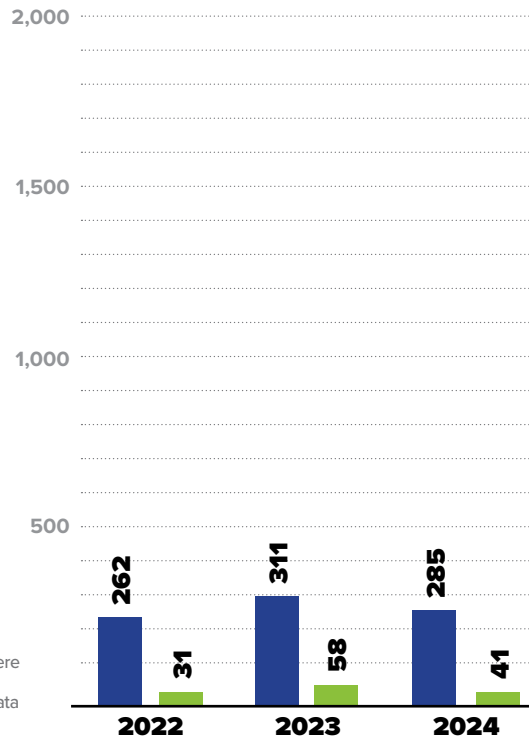
285

■ TOTAL REPORTS

41

■ SUBSTANTIATED
REPORTS

▲ NOTE: CPS and GPS data reported were investigated and substantiated by the CCYA and may vary from statewide data which include both CCYA and OCYF Regional Office investigations.



SUBSTANTIATED REPORTS BY SEX OF VICTIM

FEMALE

23

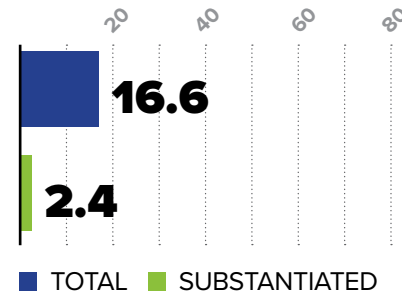
56.1%

MALE

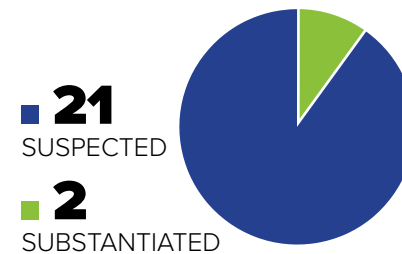
18

43.9%

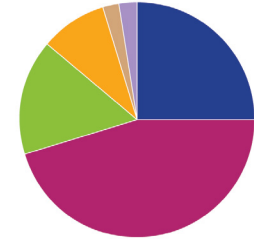
CHILD ABUSE REPORTS PER 1,000 CHILDREN



CASES OF REPEAT ABUSE SUBSTANTIATED REPORTS



TYPES OF ALLEGATIONS SUBSTANTIATED REPORTS



44 TOTAL
ALLEGATIONS

- **11** (25.0%) Sexual Abuse
- **20** (45.5%) Physical Abuse/Bodily Injury
- **7** (15.9%) Serious Physical Neglect
- **4** (9.1%) Reasonable Likelihood of Bodily Injury
- **1** (2.3%) Engaging in Per Se Acts
- **0** (0.0%) Likelihood of Sexual Abuse/Exploitation
- **1** (2.3%) Severe Form of Trafficking in Persons or Sex Trafficking
- **0** (0.0%) Serious Mental Injury

▲ NOTE: A report may have more than one allegation for each report; therefore, the total number of allegations will be greater than the total number of reports.

\$1,374,146

EXPENDITURES CHILD ABUSE
INVESTIGATIONS AND GENERAL
PROTECTIVE SERVICES ASSESSMENTS

2023

\$1.17M

\$272.59M

2024

\$1.37M

\$287.67M

■ COUNTY
■ STATEWIDE
TOTAL

2024 SUBSTANTIATED FATALITIES

0/60

MALE
0

FEMALE
0

2024 SUBSTANTIATED NEAR FATALITIES

0/82

MALE
0

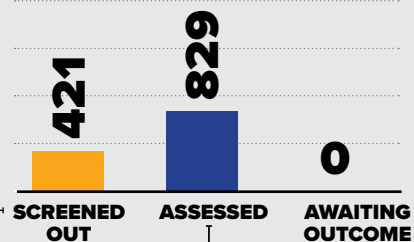
FEMALE
0



2024 REPORTS OF GENERAL PROTECTIVE SERVICES

1,250

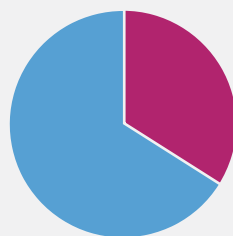
TOTAL REPORTS



6,000
5,000
4,000
3,000
2,000
1,000

BREAKDOWN VALID ASSESSED REPORTS

285



■ TOTAL
■ VALID
■ INVALID

NUMBER OF CHILDREN ASSESSED

1,240 TOTAL

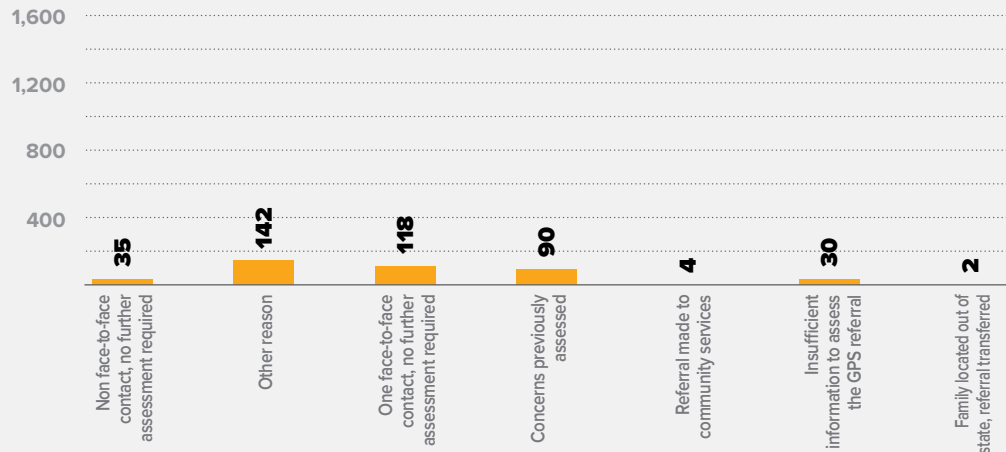
438 VALID

CHILDREN
ASSESSED
PER 1,000
CHILDREN

72.3 TOTAL

25.5 VALID

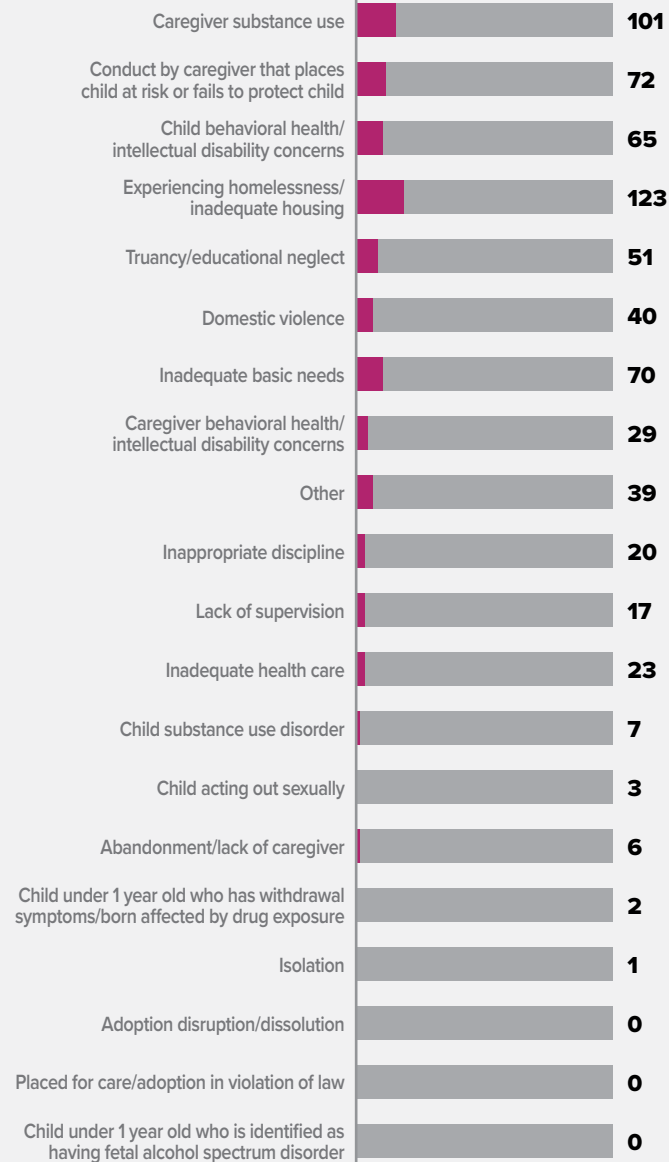
BREAKDOWN REPORTS SCREENED OUT BY REASON



VALID GPS CONCERNS BY TYPE

669

TOTAL CONCERNS



LAWRENCE COUNTY

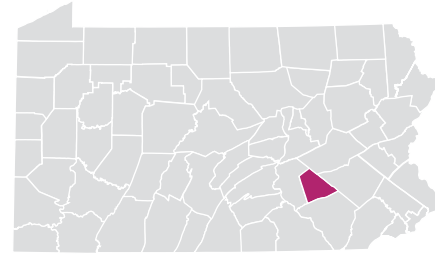
NOTE: A report may have more than one concern for each report; therefore, the total number of concerns will be greater than the total number of reports. In some reports, more than one child was assessed with valid concerns; therefore, the number of children assessed exceeds the number of valid assessed reports.





LEBANON COUNTY

URBAN // POPULATION • 143,592 / POPULATION UNDER 18 • 32,573



2024 REPORTS OF CHILD ABUSE

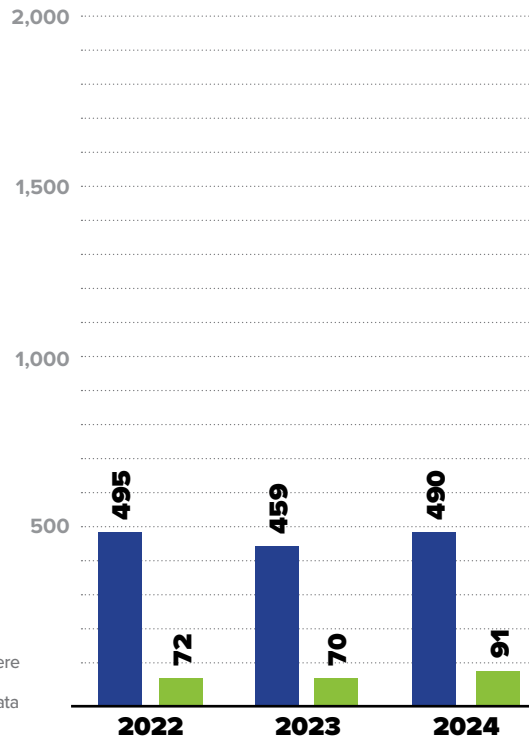
490

■ TOTAL REPORTS

91

■ SUBSTANTIATED
REPORTS

▲ NOTE: CPS and GPS data reported were investigated and substantiated by the CCYA and may vary from statewide data which include both CCYA and OCYF Regional Office investigations.



SUBSTANTIATED REPORTS BY SEX OF VICTIM

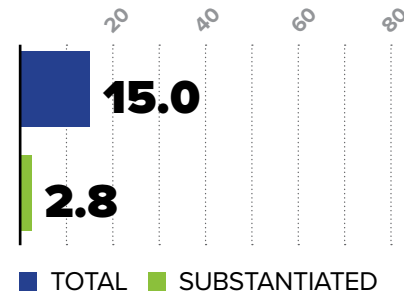
FEMALE

62
68.1%

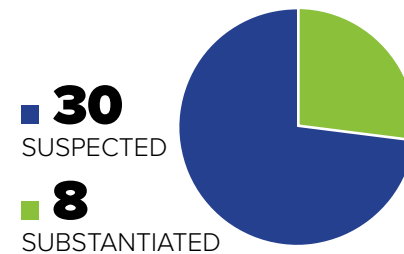
MALE

29
31.9%

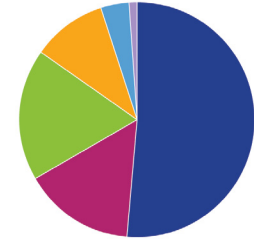
CHILD ABUSE REPORTS PER 1,000 CHILDREN



CASES OF REPEAT ABUSE SUBSTANTIATED REPORTS



TYPES OF ALLEGATIONS SUBSTANTIATED REPORTS



99 TOTAL
ALLEGATIONS

- **51** (51.5%) Sexual Abuse
- **15** (15.2%) Physical Abuse/Bodily Injury
- **18** (18.2%) Serious Physical Neglect
- **10** (10.1%) Reasonable Likelihood of Bodily Injury
- **0** (0.0%) Engaging in Per Se Acts
- **4** (4.0%) Likelihood of Sexual Abuse/Exploitation
- **1** (1.0%) Severe Form of Trafficking in Persons or Sex Trafficking
- **0** (0.0%) Serious Mental Injury

▲ NOTE: A report may have more than one allegation for each report; therefore, the total number of allegations will be greater than the total number of reports.

\$1,223,324

EXPENDITURES CHILD ABUSE
INVESTIGATIONS AND GENERAL
PROTECTIVE SERVICES ASSESSMENTS

2023

\$1.13M

\$272.59M

2024

\$1.22M

\$287.67M

■ COUNTY
■ STATEWIDE
TOTAL

2024 SUBSTANTIATED FATALITIES

1/60 MALE **1** FEMALE **0**

2024 SUBSTANTIATED NEAR FATALITIES

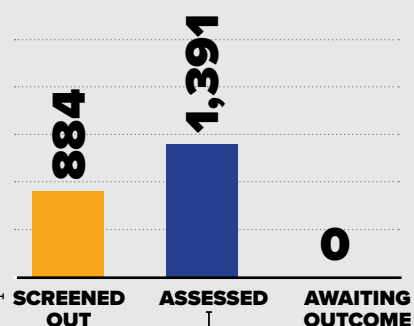
5/82 MALE **4** FEMALE **1**



2024 REPORTS OF GENERAL PROTECTIVE SERVICES

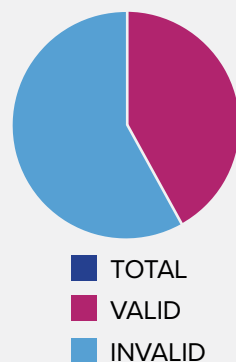
2,275

TOTAL REPORTS



BREAKDOWN VALID ASSESSED REPORTS

587



NUMBER OF CHILDREN ASSESSED

2,015

TOTAL

851

VALID

CHILDREN
ASSESSED
PER 1,000
CHILDREN

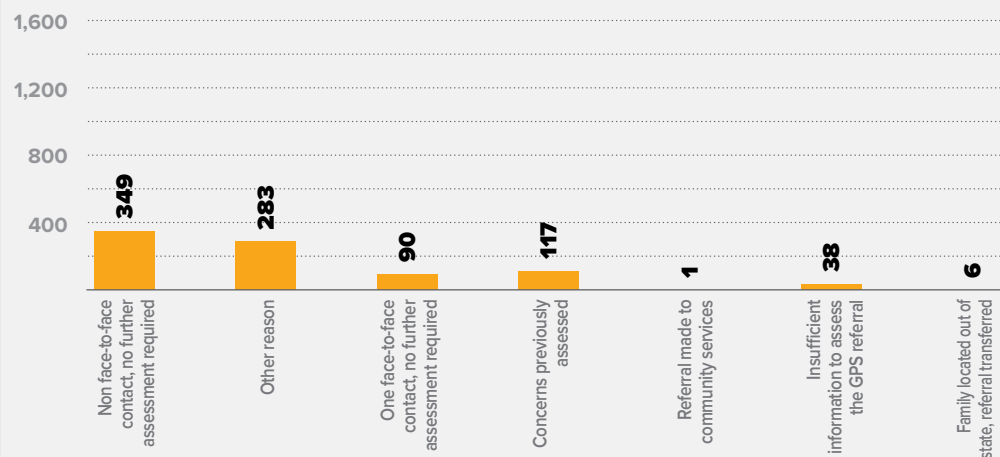
61.9

TOTAL

26.1

VALID

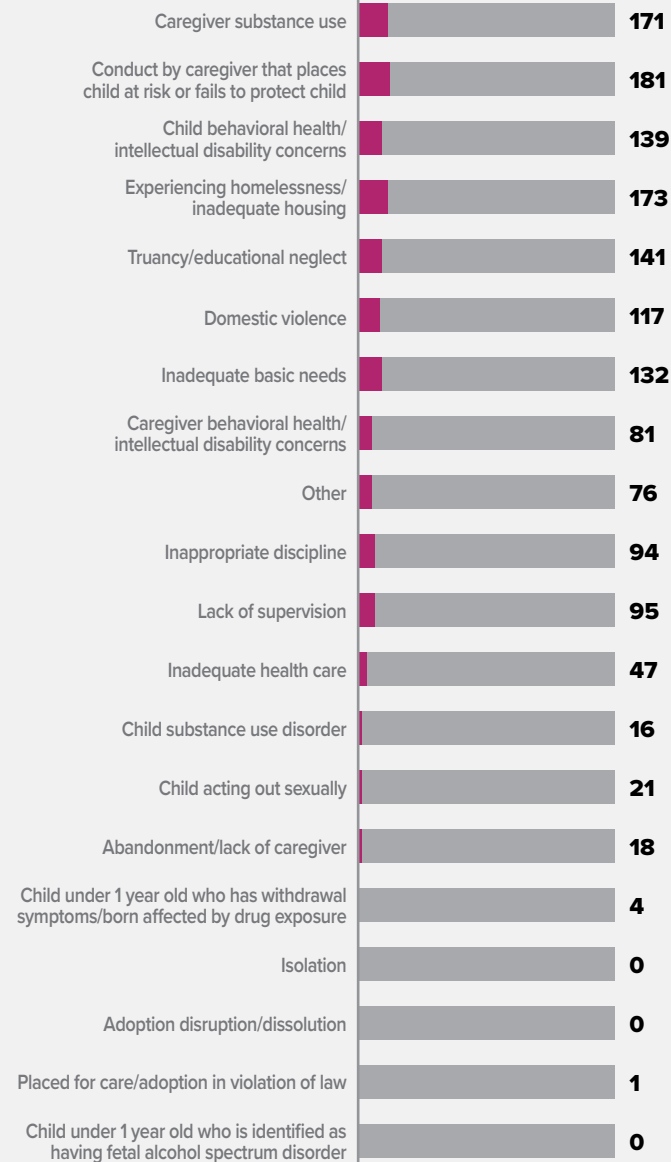
BREAKDOWN REPORTS SCREENED OUT BY REASON



VALID GPS CONCERNS BY TYPE

1,507

TOTAL CONCERNS

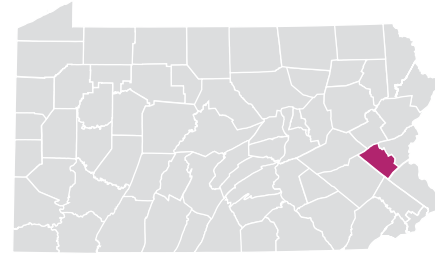


NOTE: A report may have more than one concern for each report; therefore, the total number of concerns will be greater than the total number of reports. In some reports, more than one child was assessed with valid concerns; therefore, the number of children assessed exceeds the number of valid assessed reports.



LEHIGH COUNTY

URBAN // POPULATION • 375,408 / POPULATION UNDER 18 • 84,544



2024 REPORTS OF CHILD ABUSE

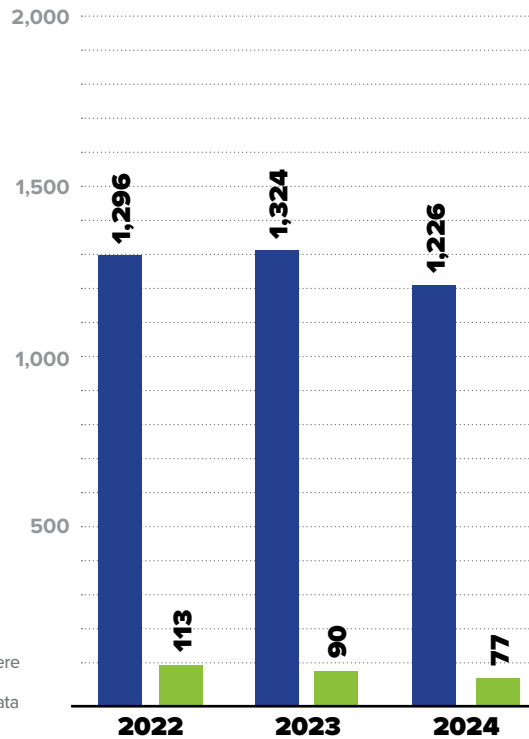
1,226

■ TOTAL REPORTS

77

■ SUBSTANTIATED
REPORTS

▲ NOTE: CPS and GPS data reported were investigated and substantiated by the CCYA and may vary from statewide data which include both CCYA and OCYF Regional Office investigations.



SUBSTANTIATED REPORTS BY SEX OF VICTIM

FEMALE

49

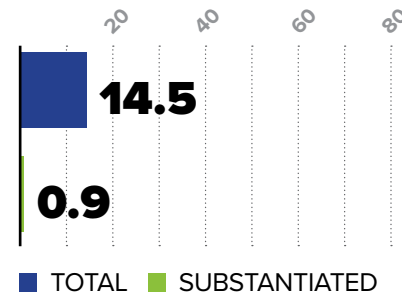
63.6%

MALE

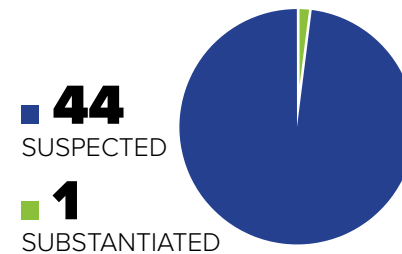
28

36.4%

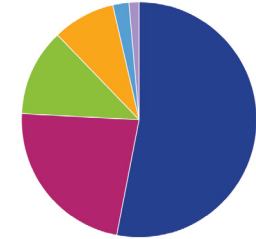
CHILD ABUSE REPORTS PER 1,000 CHILDREN



CASES OF REPEAT ABUSE SUBSTANTIATED REPORTS



TYPES OF ALLEGATIONS SUBSTANTIATED REPORTS



83 TOTAL
ALLEGATIONS

- **44** (53.0%) Sexual Abuse
- **19** (22.9%) Physical Abuse/Bodily Injury
- **10** (12.0%) Serious Physical Neglect
- **7** (8.4%) Reasonable Likelihood of Bodily Injury
- **0** (0.0%) Engaging in Per Se Acts
- **2** (2.4%) Likelihood of Sexual Abuse/Exploitation
- **1** (1.2%) Severe Form of Trafficking in Persons or Sex Trafficking
- **0** (0.0%) Serious Mental Injury

▲ NOTE: A report may have more than one allegation for each report; therefore, the total number of allegations will be greater than the total number of reports.

\$5,594,258

EXPENDITURES CHILD ABUSE
INVESTIGATIONS AND GENERAL
PROTECTIVE SERVICES ASSESSMENTS



2024 SUBSTANTIATED FATALITIES

2/60 MALE **2** FEMALE **0**

2024 SUBSTANTIATED NEAR FATALITIES

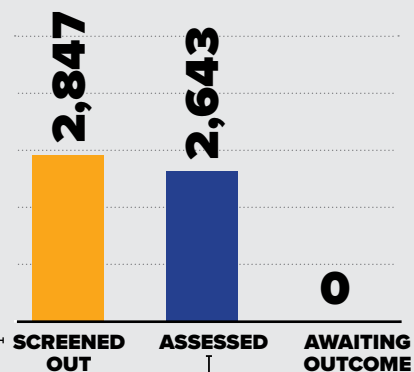
2/82 MALE **0** FEMALE **2**



2024 REPORTS OF GENERAL PROTECTIVE SERVICES

5,490

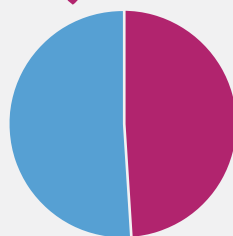
TOTAL REPORTS



10,000
8,000
6,000
4,000
2,000

BREAKDOWN VALID ASSESSED REPORTS

1,286



■ TOTAL
■ VALID
■ INVALID

NUMBER OF CHILDREN ASSESSED

3,506

TOTAL

1,749

VALID

CHILDREN
ASSESSED
PER 1,000
CHILDREN

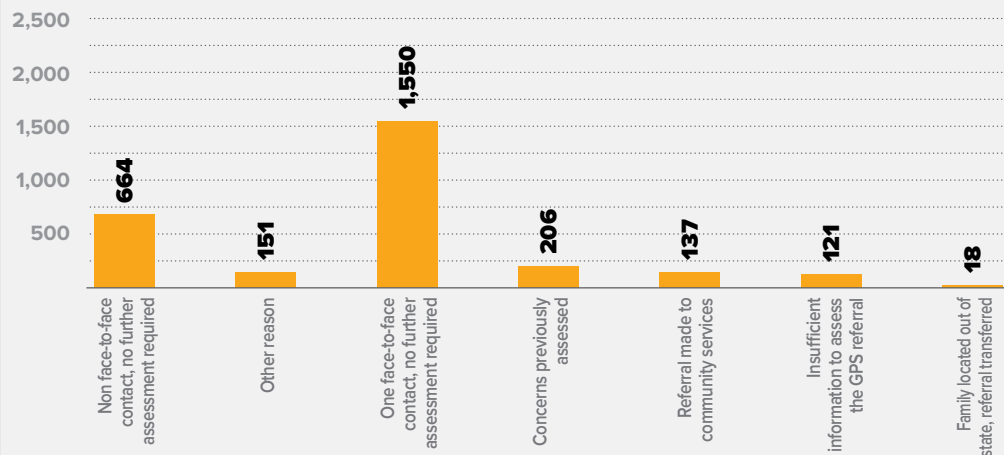
41.5

TOTAL

20.7

VALID

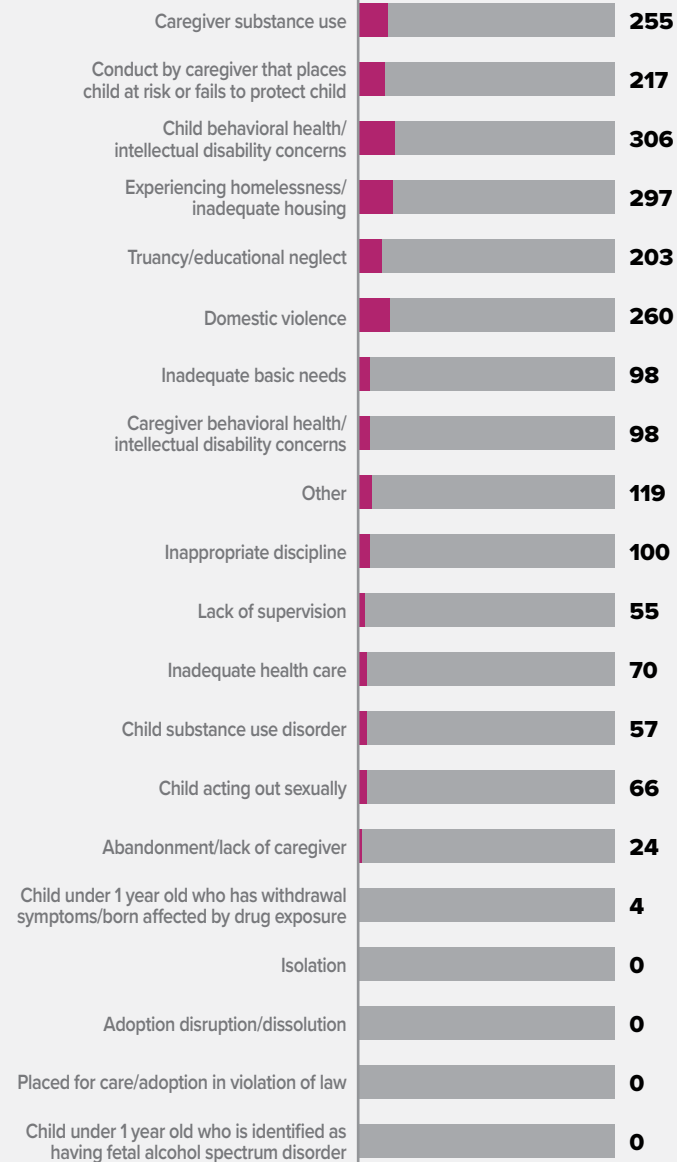
BREAKDOWN REPORTS SCREENED OUT BY REASON



VALID GPS CONCERNS BY TYPE

2,229

TOTAL CONCERNS



LEHIGH COUNTY

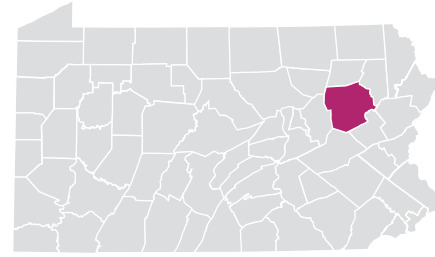
NOTE: A report may have more than one concern for each report; therefore, the total number of concerns will be greater than the total number of reports. In some reports, more than one child was assessed with valid concerns; therefore, the number of children assessed exceeds the number of valid assessed reports.





LUZERNE COUNTY

URBAN // POPULATION • 325,978 / POPULATION UNDER 18 • 66,051



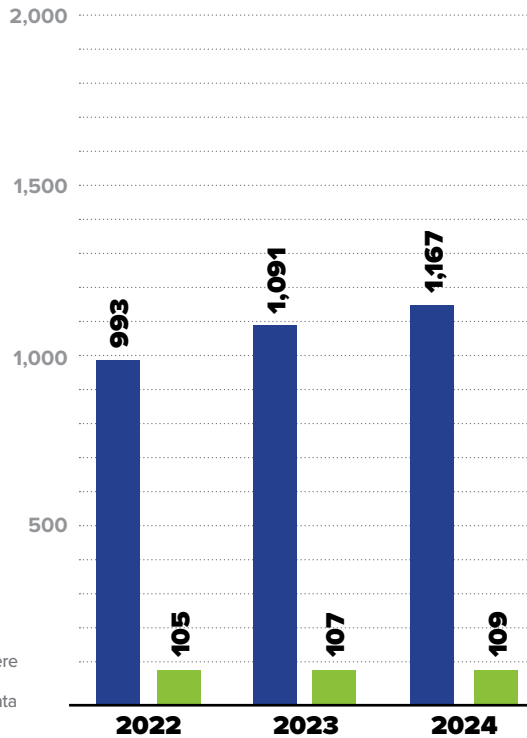
2024 REPORTS OF CHILD ABUSE

1,167
TOTAL REPORTS

109
SUBSTANTIATED REPORTS

■ TOTAL REPORTS
■ SUBSTANTIATED REPORTS

▲ NOTE: CPS and GPS data reported were investigated and substantiated by the CCYA and may vary from statewide data which include both CCYA and OCYF Regional Office investigations.

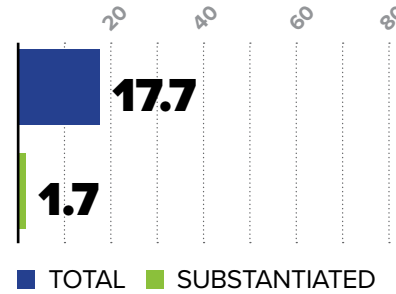


SUBSTANTIATED REPORTS BY SEX OF VICTIM

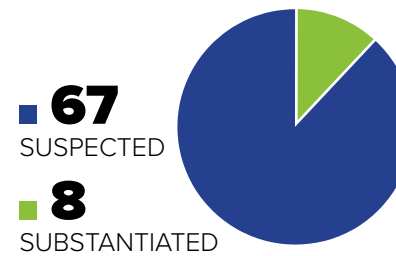
FEMALE
74
67.9%

MALE
35
32.1%

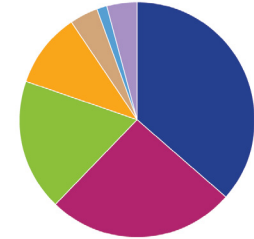
CHILD ABUSE REPORTS PER 1,000 CHILDREN



CASES OF REPEAT ABUSE SUBSTANTIATED REPORTS



TYPES OF ALLEGATIONS SUBSTANTIATED REPORTS



128 TOTAL ALLEGATIONS

- 47** (36.7%) Sexual Abuse
- 33** (25.8%) Physical Abuse/Bodily Injury
- 23** (18.0%) Serious Physical Neglect
- 13** (10.2%) Reasonable Likelihood of Bodily Injury
- 5** (3.9%) Engaging in Per Se Acts
- 2** (1.6%) Likelihood of Sexual Abuse/Exploitation
- 5** (3.9%) Severe Form of Trafficking in Persons or Sex Trafficking
- 0** (0.0%) Serious Mental Injury

▲ NOTE: A report may have more than one allegation for each report; therefore, the total number of allegations will be greater than the total number of reports.

\$11,937,296

EXPENDITURES CHILD ABUSE INVESTIGATIONS AND GENERAL PROTECTIVE SERVICES ASSESSMENTS



2024 SUBSTANTIATED FATALITIES

1/60 MALE 0 FEMALE 1

2024 SUBSTANTIATED NEAR FATALITIES

2/82 MALE 1 FEMALE 1

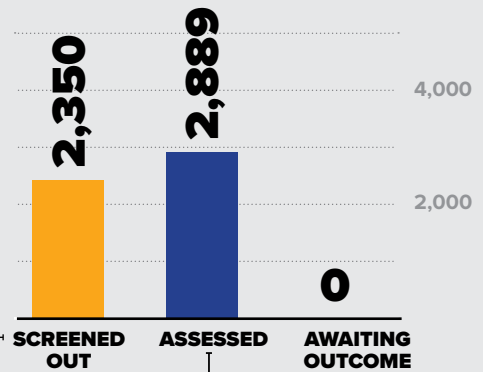




NOTE: A report may have more than one concern for each report; therefore, the total number of concerns will be greater than the total number of reports. In some reports, more than one child was assessed with valid concerns; therefore, the number of children assessed exceeds the number of valid assessed reports.

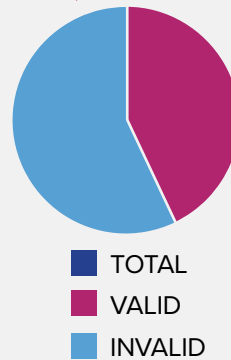
2024 REPORTS OF GENERAL PROTECTIVE SERVICES

5,239
TOTAL REPORTS



BREAKDOWN VALID ASSESSED REPORTS

1,233



NUMBER OF CHILDREN ASSESSED

4,171
TOTAL

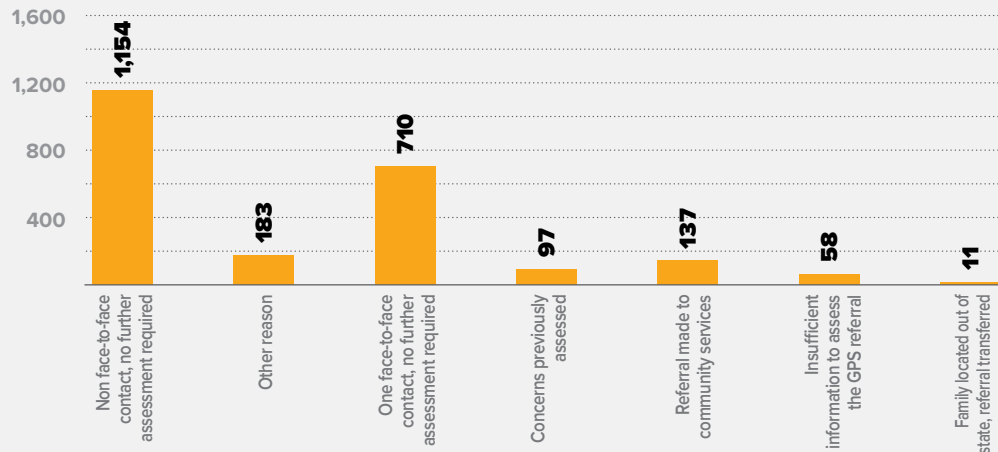
1,806
VALID

CHILDREN
ASSESSED
PER 1,000
CHILDREN

63.1
TOTAL

27.3
VALID

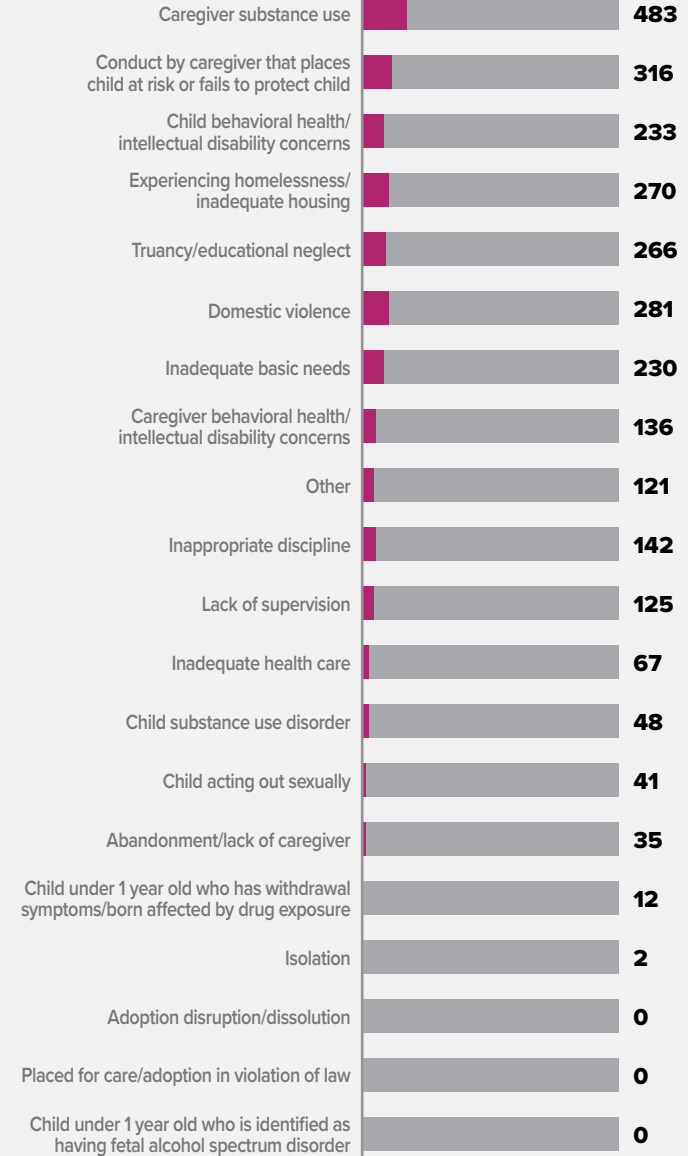
BREAKDOWN REPORTS SCREENED OUT BY REASON



VALID GPS CONCERNS BY TYPE

2,808

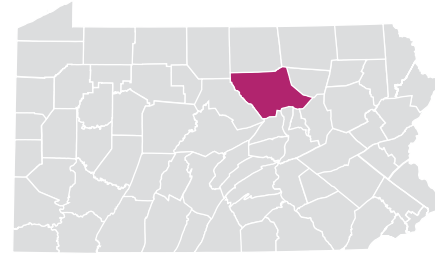
TOTAL CONCERNS





LYCOMING COUNTY

RURAL // POPULATION • 113,570 / POPULATION UNDER 18 • 23,423



2024 REPORTS OF CHILD ABUSE

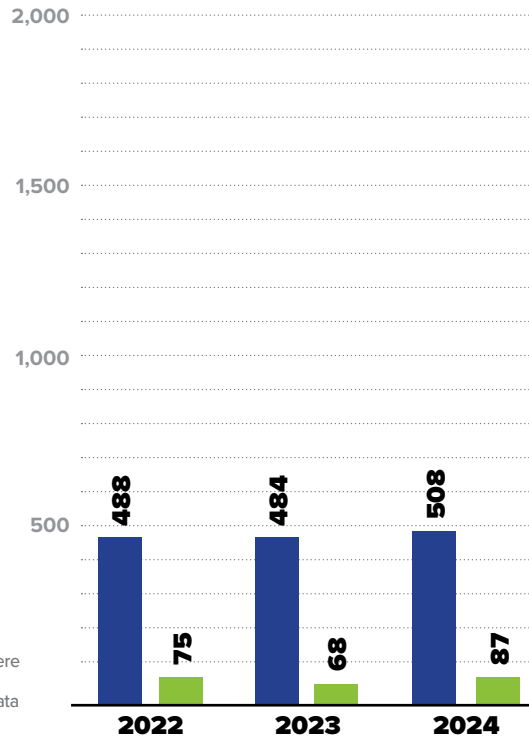
508

■ TOTAL REPORTS

87

■ SUBSTANTIATED
REPORTS

▲ NOTE: CPS and GPS data reported were investigated and substantiated by the CCYA and may vary from statewide data which include both CCYA and OCYF Regional Office investigations.



SUBSTANTIATED REPORTS BY SEX OF VICTIM

FEMALE

51

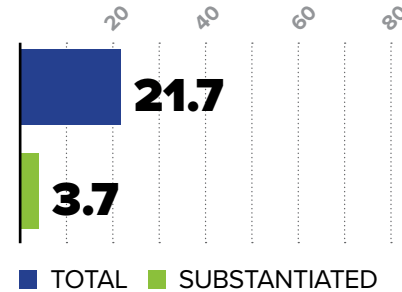
58.6%

MALE

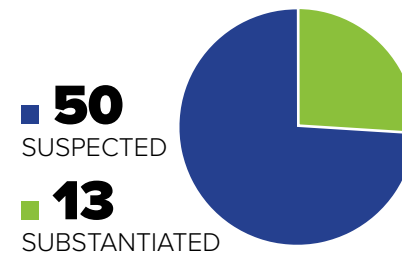
36

41.4%

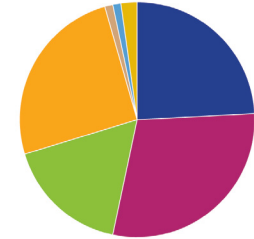
CHILD ABUSE REPORTS PER 1,000 CHILDREN



CASES OF REPEAT ABUSE SUBSTANTIATED REPORTS



TYPES OF ALLEGATIONS SUBSTANTIATED REPORTS




95 TOTAL
ALLEGATIONS

- **23** (24.2%) Sexual Abuse
- **28** (29.5%) Physical Abuse/Bodily Injury
- **16** (16.8%) Serious Physical Neglect
- **24** (25.3%) Reasonable Likelihood of Bodily Injury
- **1** (1.1%) Engaging in Per Se Acts
- **1** (1.1%) Likelihood of Sexual Abuse/Exploitation
- **0** (0.0%) Severe Form of Trafficking in Persons or Sex Trafficking
- **2** (2.1%) Serious Mental Injury

▲ NOTE: A report may have more than one allegation for each report; therefore, the total number of allegations will be greater than the total number of reports.

\$2,695,589

EXPENDITURES CHILD ABUSE
INVESTIGATIONS AND GENERAL
PROTECTIVE SERVICES ASSESSMENTS



2024 SUBSTANTIATED FATALITIES

0/60 MALE 0 FEMALE 0

2024 SUBSTANTIATED NEAR FATALITIES

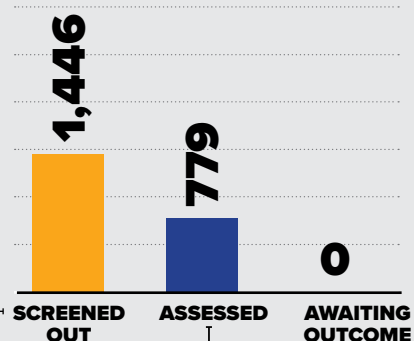
3/82 MALE 1 FEMALE 2



2024 REPORTS OF GENERAL PROTECTIVE SERVICES

2,225

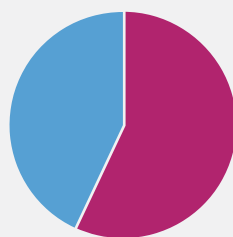
TOTAL REPORTS



6,000
5,000
4,000
3,000
2,000
1,000

BREAKDOWN VALID ASSESSED REPORTS

447



TOTAL
VALID
INVALID

NUMBER OF CHILDREN ASSESSED

1,003 TOTAL

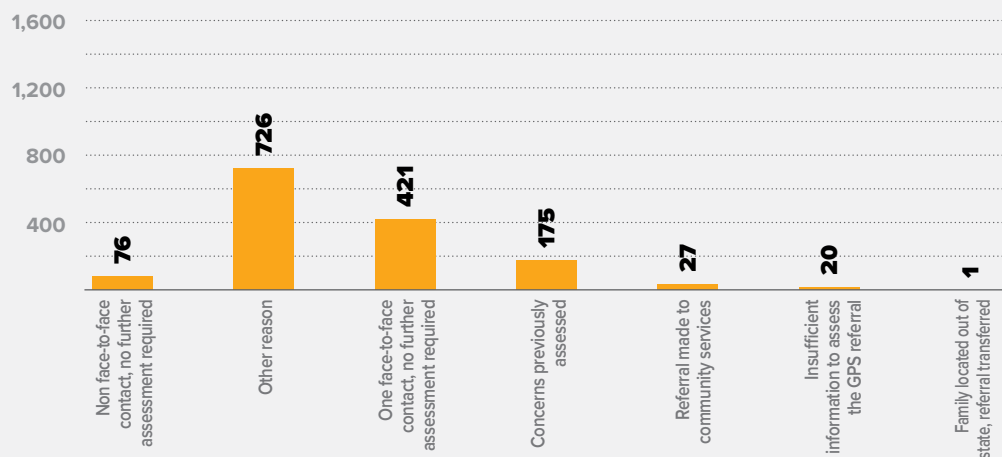
580 VALID

CHILDREN
ASSESSED
PER 1,000
CHILDREN

42.8 TOTAL

24.8 VALID

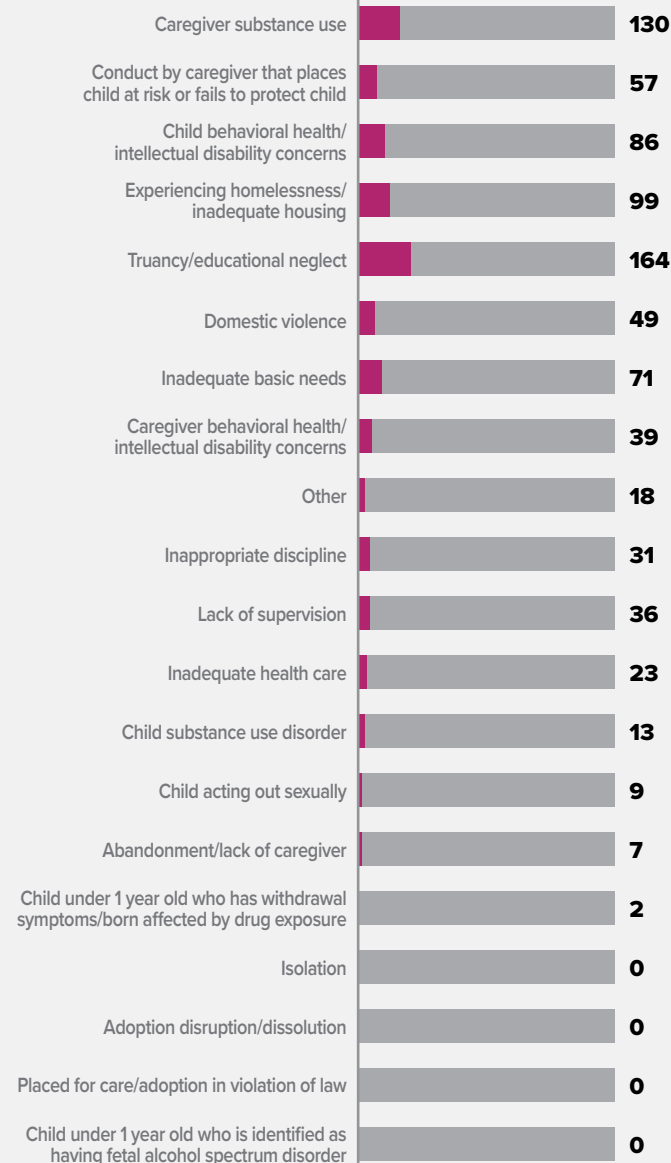
BREAKDOWN REPORTS SCREENED OUT BY REASON



VALID GPS CONCERNS BY TYPE

834

TOTAL CONCERNS

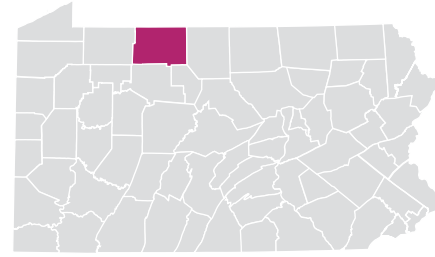


NOTE: A report may have more than one concern for each report; therefore, the total number of concerns will be greater than the total number of reports. In some reports, more than one child was assessed with valid concerns; therefore, the number of children assessed exceeds the number of valid assessed reports.



MCKEAN COUNTY

RURAL // POPULATION • 40,149 / POPULATION UNDER 18 • 7,858



2024 REPORTS OF CHILD ABUSE

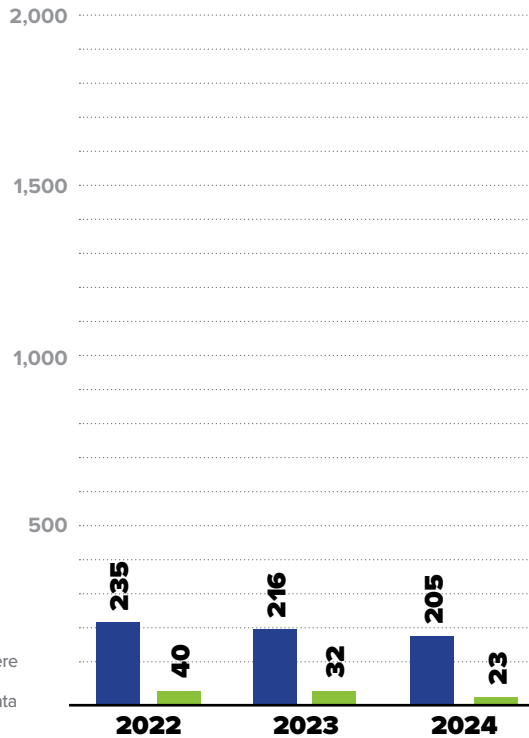
205

■ TOTAL REPORTS

23

■ SUBSTANTIATED
REPORTS

▲ NOTE: CPS and GPS data reported were investigated and substantiated by the CCYA and may vary from statewide data which include both CCYA and OCYF Regional Office investigations.



SUBSTANTIATED REPORTS BY SEX OF VICTIM

FEMALE

13

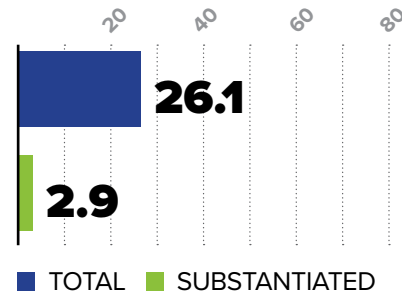
56.5%

MALE

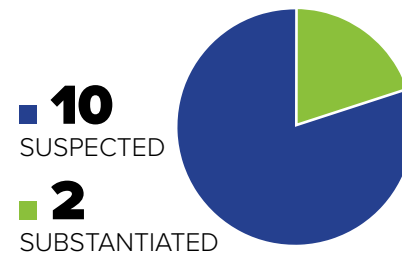
10

43.5%

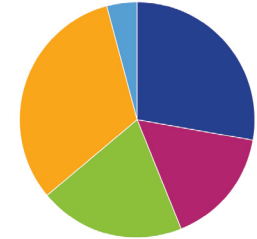
CHILD ABUSE REPORTS PER 1,000 CHILDREN



CASES OF REPEAT ABUSE SUBSTANTIATED REPORTS



TYPES OF ALLEGATIONS SUBSTANTIATED REPORTS



25 TOTAL
ALLEGATIONS

- 7 (28.0%) Sexual Abuse
- 4 (16.0%) Physical Abuse/Bodily Injury
- 5 (20.0%) Serious Physical Neglect
- 8 (32.0%) Reasonable Likelihood of Bodily Injury
- 0 (0.0%) Engaging in Per Se Acts
- 1 (4.0%) Likelihood of Sexual Abuse/Exploitation
- 0 (0.0%) Severe Form of Trafficking in Persons or Sex Trafficking
- 0 (0.0%) Serious Mental Injury

▲ NOTE: A report may have more than one allegation for each report; therefore, the total number of allegations will be greater than the total number of reports.

\$1,082,170

EXPENDITURES CHILD ABUSE
INVESTIGATIONS AND GENERAL
PROTECTIVE SERVICES ASSESSMENTS



2024 SUBSTANTIATED FATALITIES

0/60 MALE FEMALE

2024 SUBSTANTIATED NEAR FATALITIES

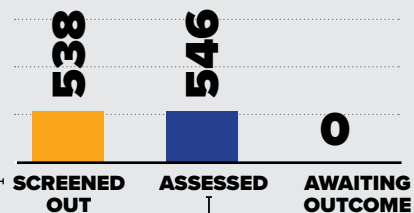
0/82 MALE FEMALE



2024 REPORTS OF GENERAL PROTECTIVE SERVICES

1,084

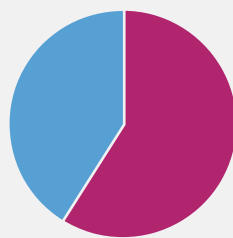
TOTAL REPORTS



6,000
5,000
4,000
3,000
2,000
1,000

BREAKDOWN VALID ASSESSED REPORTS

321



■ TOTAL
■ VALID
■ INVALID

NUMBER OF CHILDREN ASSESSED

828

TOTAL

493

VALID

CHILDREN
ASSESSED
PER 1,000
CHILDREN

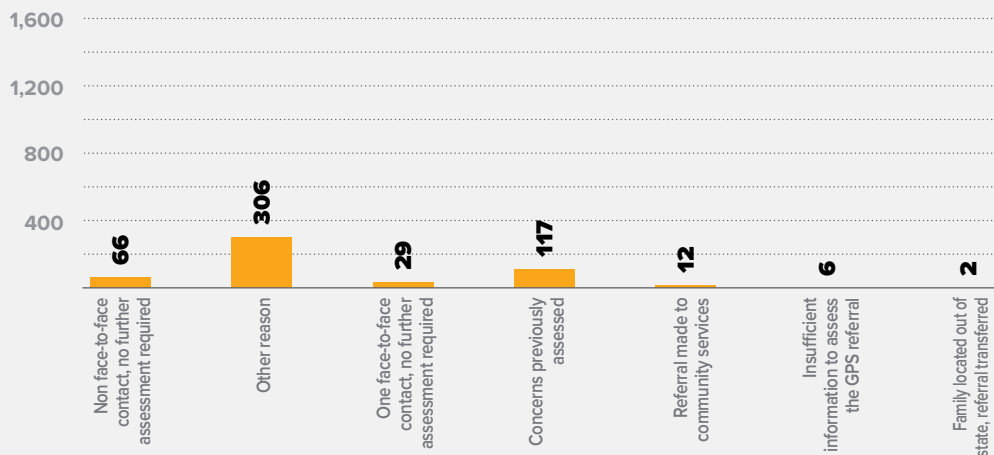
105.4

TOTAL

62.7

VALID

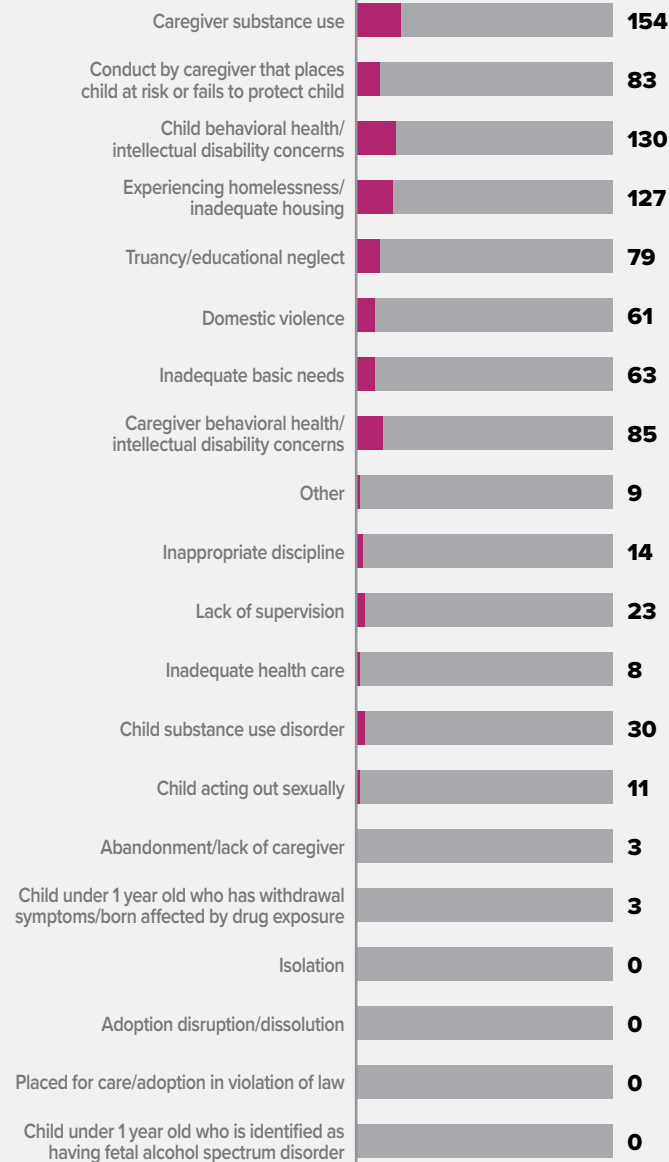
BREAKDOWN REPORTS SCREENED OUT BY REASON



VALID GPS CONCERNS BY TYPE

883

TOTAL CONCERNS



McKEAN COUNTY

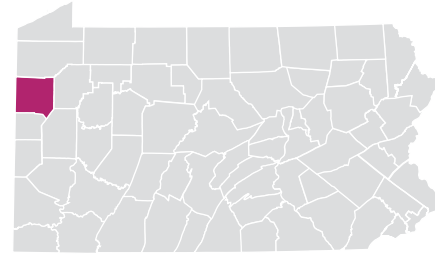
NOTE: A report may have more than one concern for each report; therefore, the total number of concerns will be greater than the total number of reports. In some reports, more than one child was assessed with valid concerns; therefore, the number of children assessed exceeds the number of valid assessed reports.





MERCER COUNTY

RURAL // POPULATION • 109,852 / POPULATION UNDER 18 • 20,941



2024 REPORTS OF CHILD ABUSE

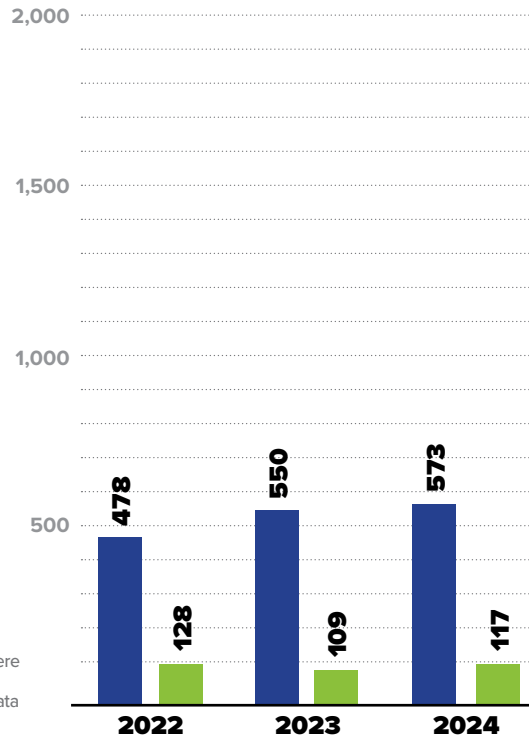
573

■ TOTAL REPORTS

117

■ SUBSTANTIATED
REPORTS

▲ NOTE: CPS and GPS data reported were investigated and substantiated by the CCYA and may vary from statewide data which include both CCYA and OCYF Regional Office investigations.



SUBSTANTIATED REPORTS BY SEX OF VICTIM

FEMALE

62

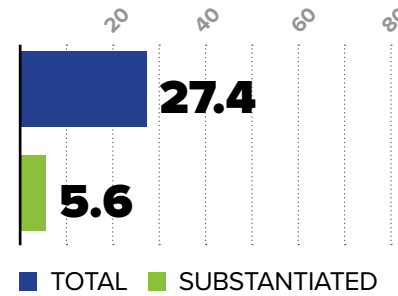
53.0%

MALE

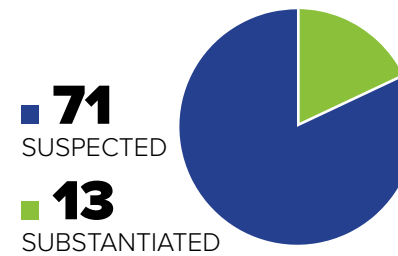
55

47.0%

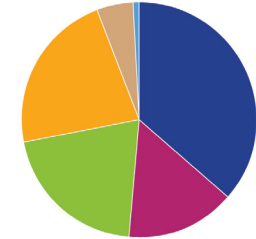
CHILD ABUSE REPORTS PER 1,000 CHILDREN



CASES OF REPEAT ABUSE SUBSTANTIATED REPORTS



TYPES OF ALLEGATIONS SUBSTANTIATED REPORTS



126 TOTAL
ALLEGATIONS

- **46** (36.5%) Sexual Abuse
- **19** (15.1%) Physical Abuse/Bodily Injury
- **26** (20.6%) Serious Physical Neglect
- **28** (22.2%) Reasonable Likelihood of Bodily Injury
- **6** (4.8%) Engaging in Per Se Acts
- **1** (0.8%) Likelihood of Sexual Abuse/Exploitation
- **0** (0.0%) Severe Form of Trafficking in Persons or Sex Trafficking
- **0** (0.0%) Serious Mental Injury

▲ NOTE: A report may have more than one allegation for each report; therefore, the total number of allegations will be greater than the total number of reports.

\$2,076,323

EXPENDITURES CHILD ABUSE
INVESTIGATIONS AND GENERAL
PROTECTIVE SERVICES ASSESSMENTS



2024 SUBSTANTIATED FATALITIES

0/60 MALE FEMALE

2024 SUBSTANTIATED NEAR FATALITIES

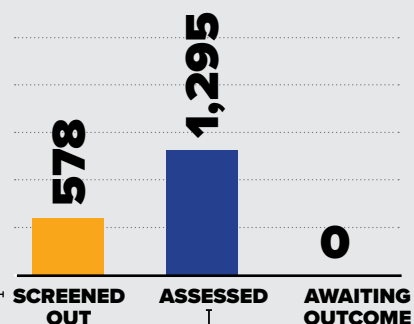
2/82 MALE FEMALE



2024 REPORTS OF GENERAL PROTECTIVE SERVICES

1,873

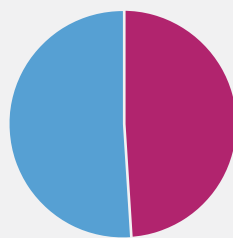
TOTAL REPORTS



6,000
5,000
4,000
3,000
2,000
1,000

BREAKDOWN VALID ASSESSED REPORTS

638



TOTAL
VALID
INVALID

NUMBER OF CHILDREN ASSESSED

2,068 TOTAL

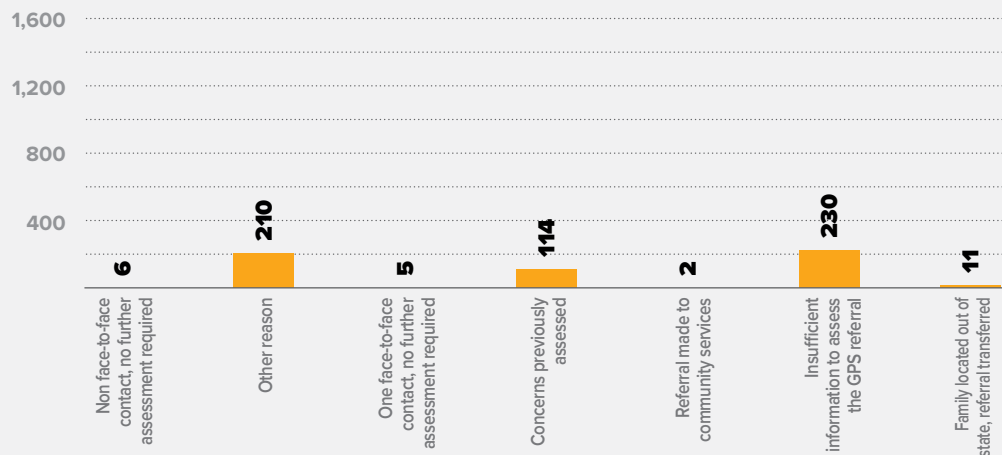
998 VALID

CHILDREN
ASSESSED
PER 1,000
CHILDREN

98.8 TOTAL

47.7 VALID

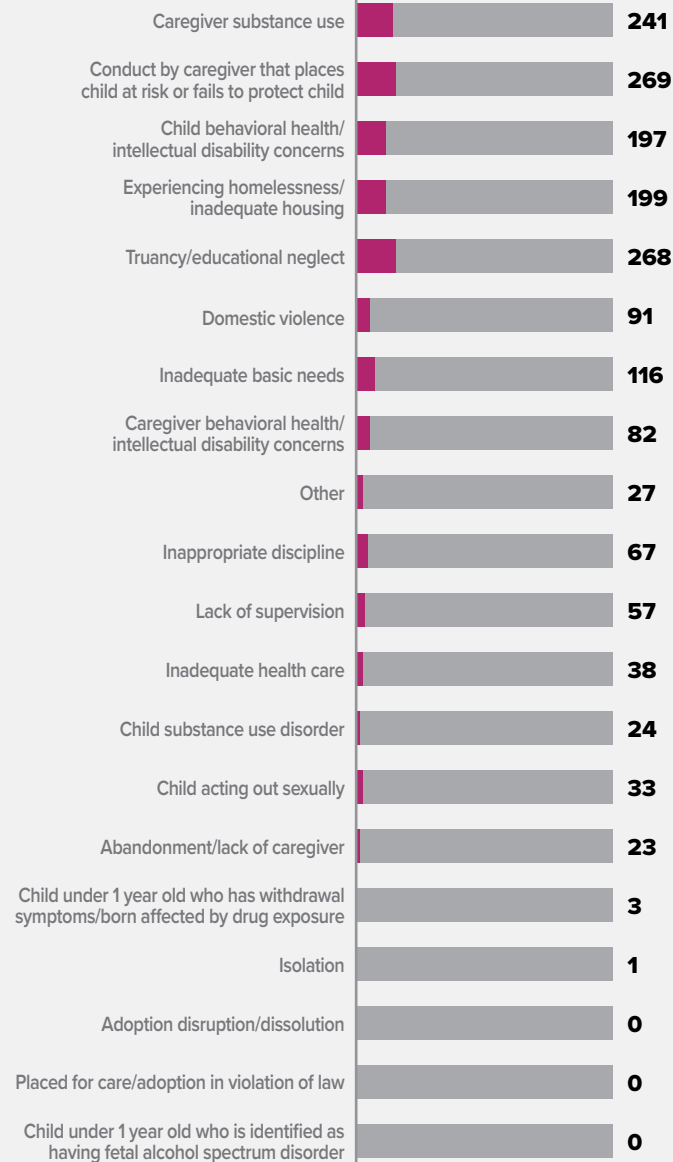
BREAKDOWN REPORTS SCREENED OUT BY REASON



VALID GPS CONCERNS BY TYPE

1,736

TOTAL CONCERNS



MERCER COUNTY

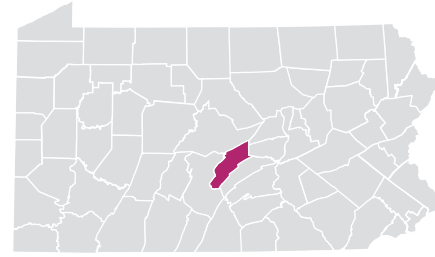
NOTE: A report may have more than one concern for each report; therefore, the total number of concerns will be greater than the total number of reports. In some reports, more than one child was assessed with valid concerns; therefore, the number of children assessed exceeds the number of valid assessed reports.





MIFFLIN COUNTY

RURAL // POPULATION • 46,074 / POPULATION UNDER 18 • 10,465



2024 REPORTS OF CHILD ABUSE

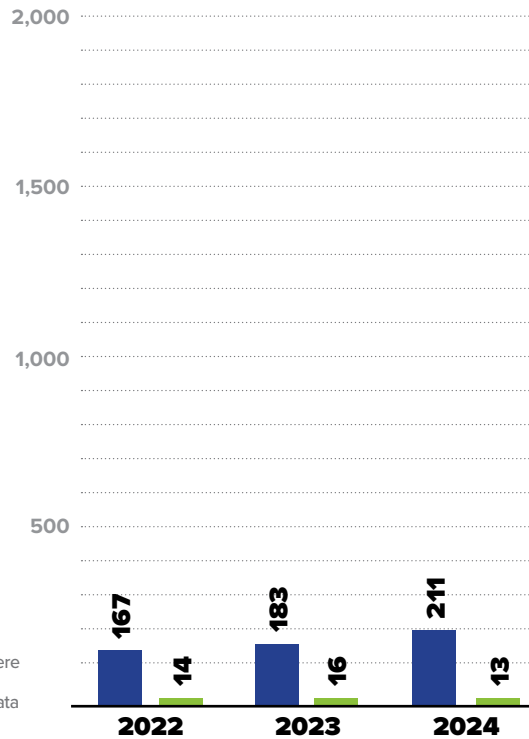
211

■ TOTAL REPORTS

13

■ SUBSTANTIATED
REPORTS

▲ NOTE: CPS and GPS data reported were investigated and substantiated by the CCYA and may vary from statewide data which include both CCYA and OCYF Regional Office investigations.



SUBSTANTIATED REPORTS BY SEX OF VICTIM

FEMALE

12

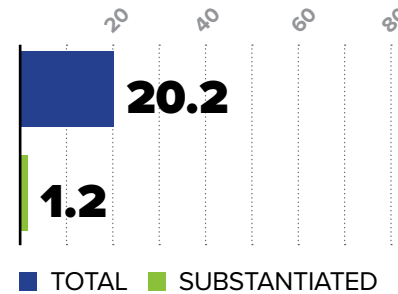
92.3%

MALE

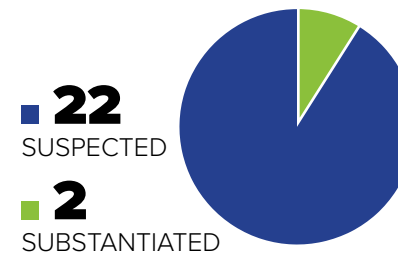
1

7.7%

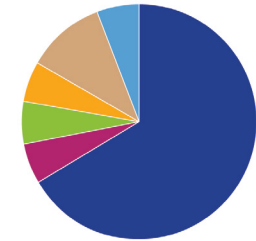
CHILD ABUSE REPORTS PER 1,000 CHILDREN



CASES OF REPEAT ABUSE SUBSTANTIATED REPORTS



TYPES OF ALLEGATIONS SUBSTANTIATED REPORTS



18 TOTAL
ALLEGATIONS

- **12** (66.7%) Sexual Abuse
- **1** (5.6%) Physical Abuse/Bodily Injury
- **1** (5.6%) Serious Physical Neglect
- **1** (5.6%) Reasonable Likelihood of Bodily Injury
- **2** (11.1%) Engaging in Per Se Acts
- **1** (5.6%) Likelihood of Sexual Abuse/Exploitation
- **0** (0.0%) Severe Form of Trafficking in Persons or Sex Trafficking
- **0** (0.0%) Serious Mental Injury

▲ NOTE: A report may have more than one allegation for each report; therefore, the total number of allegations will be greater than the total number of reports.

\$1,551,564

EXPENDITURES CHILD ABUSE
INVESTIGATIONS AND GENERAL
PROTECTIVE SERVICES ASSESSMENTS



2024 SUBSTANTIATED FATALITIES

0/60 MALE FEMALE

2024 SUBSTANTIATED NEAR FATALITIES

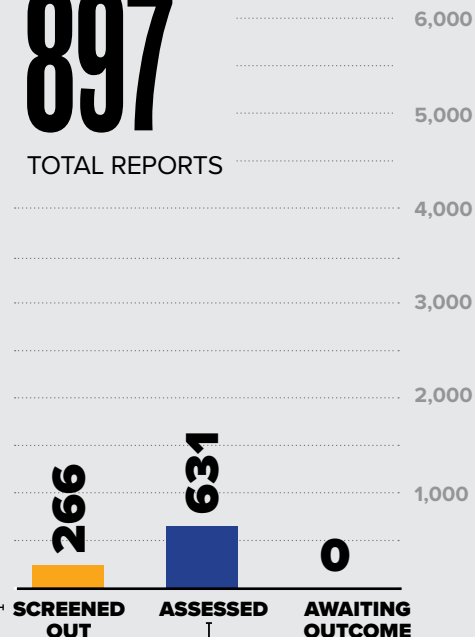
0/82 MALE FEMALE



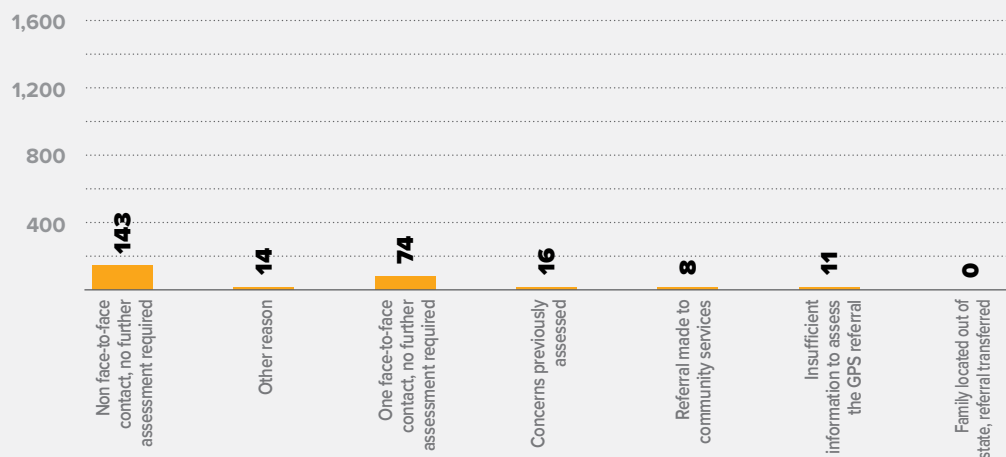
2024 REPORTS OF GENERAL PROTECTIVE SERVICES

897

TOTAL REPORTS

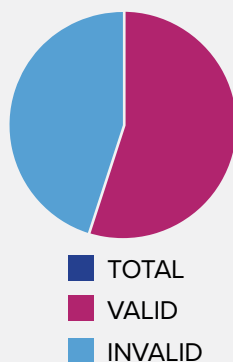


BREAKDOWN REPORTS SCREENED OUT BY REASON



BREAKDOWN VALID ASSESSED REPORTS

348



NUMBER OF CHILDREN ASSESSED

922 TOTAL

494 VALID

CHILDREN ASSESSED PER 1,000 CHILDREN

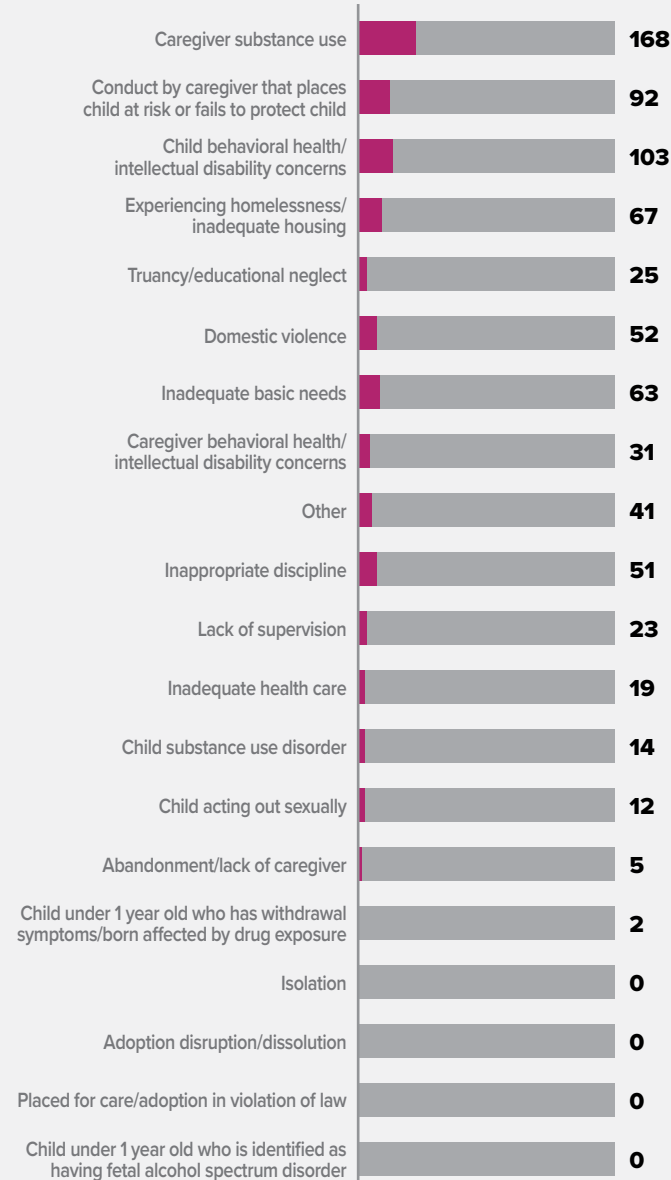
88.1 TOTAL

47.2 VALID

VALID GPS CONCERNS BY TYPE

768

TOTAL CONCERNS



MIFFLIN COUNTY

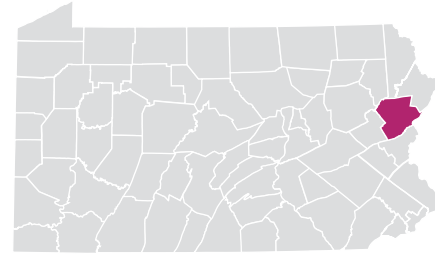
NOTE: A report may have more than one concern for each report; therefore, the total number of concerns will be greater than the total number of reports. In some reports, more than one child was assessed with valid concerns; therefore, the number of children assessed exceeds the number of valid assessed reports.





MONROE COUNTY

RURAL // POPULATION • 167,784 / POPULATION UNDER 18 • 32,451



2024 REPORTS OF CHILD ABUSE

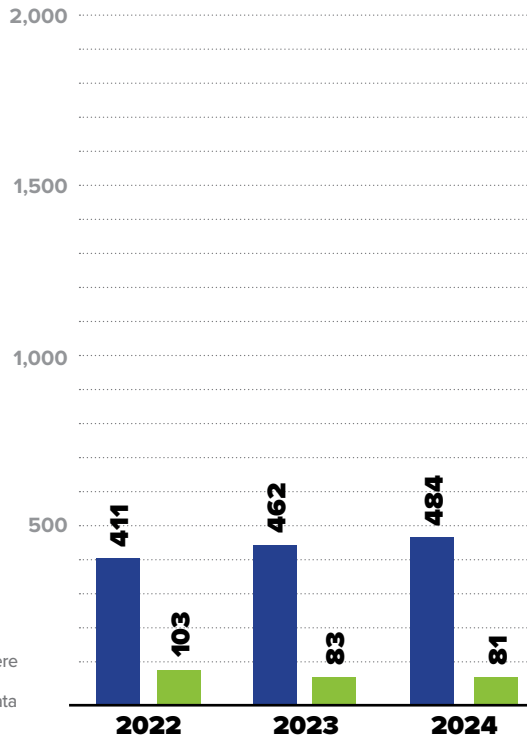
484

■ TOTAL REPORTS

81

■ SUBSTANTIATED
REPORTS

▲ NOTE: CPS and GPS data reported were investigated and substantiated by the CCYA and may vary from statewide data which include both CCYA and OCYF Regional Office investigations.



SUBSTANTIATED REPORTS BY SEX OF VICTIM

FEMALE

49

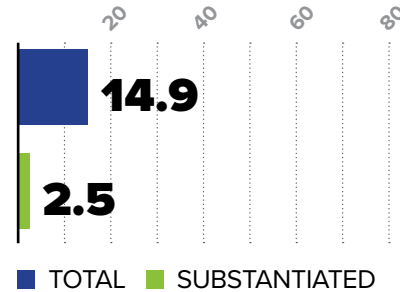
60.5%

MALE

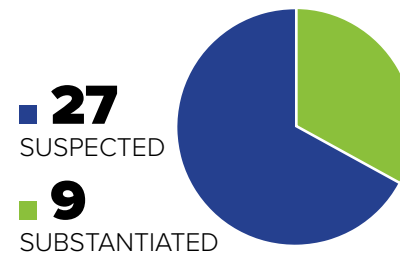
32

39.5%

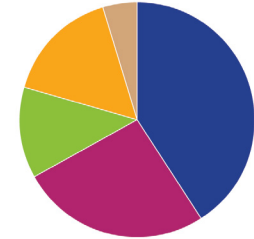
CHILD ABUSE REPORTS PER 1,000 CHILDREN



CASES OF REPEAT ABUSE SUBSTANTIATED REPORTS



TYPES OF ALLEGATIONS SUBSTANTIATED REPORTS




88 TOTAL
ALLEGATIONS

- **36** (40.9%)
Sexual Abuse
- **23** (26.1%)
Physical Abuse/Bodily Injury
- **11** (12.5%)
Serious Physical Neglect
- **14** (15.9%)
Reasonable Likelihood of
Bodily Injury
- **4** (4.5%)
Engaging in Per Se Acts
- **0** (0.0%)
Likelihood of Sexual Abuse/
Exploitation
- **0** (0.0%)
Severe Form of Trafficking in
Persons or Sex Trafficking
- **0** (0.0%)
Serious Mental Injury

▲ NOTE: A report may have more than one allegation for each report; therefore, the total number of allegations will be greater than the total number of reports.

\$4,348,062

EXPENDITURES CHILD ABUSE
INVESTIGATIONS AND GENERAL
PROTECTIVE SERVICES ASSESSMENTS



2024 SUBSTANTIATED FATALITIES

0/60 MALE FEMALE

2024 SUBSTANTIATED NEAR FATALITIES

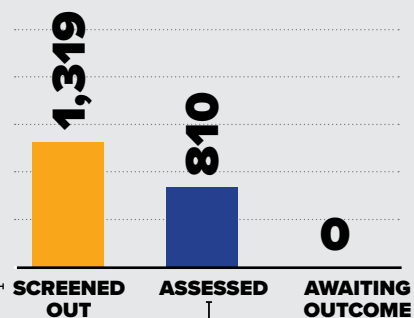
0/82 MALE FEMALE



2024 REPORTS OF GENERAL PROTECTIVE SERVICES

2,129

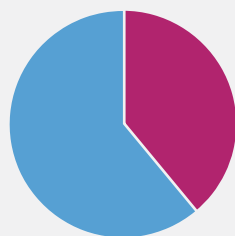
TOTAL REPORTS



6,000
5,000
4,000
3,000
2,000
1,000

BREAKDOWN VALID ASSESSED REPORTS

313



TOTAL
VALID
INVALID

NUMBER OF CHILDREN ASSESSED

1,150 TOTAL

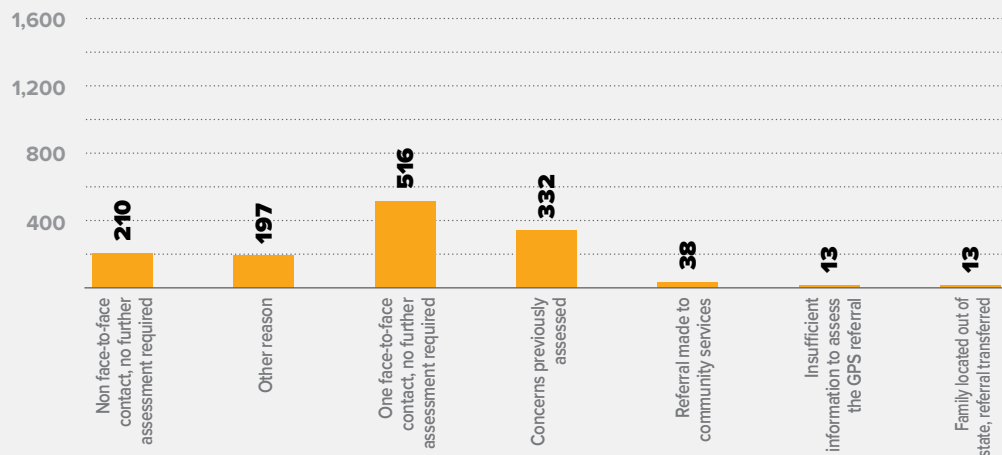
473 VALID

CHILDREN ASSESSED PER 1,000 CHILDREN

35.4 TOTAL

14.6 VALID

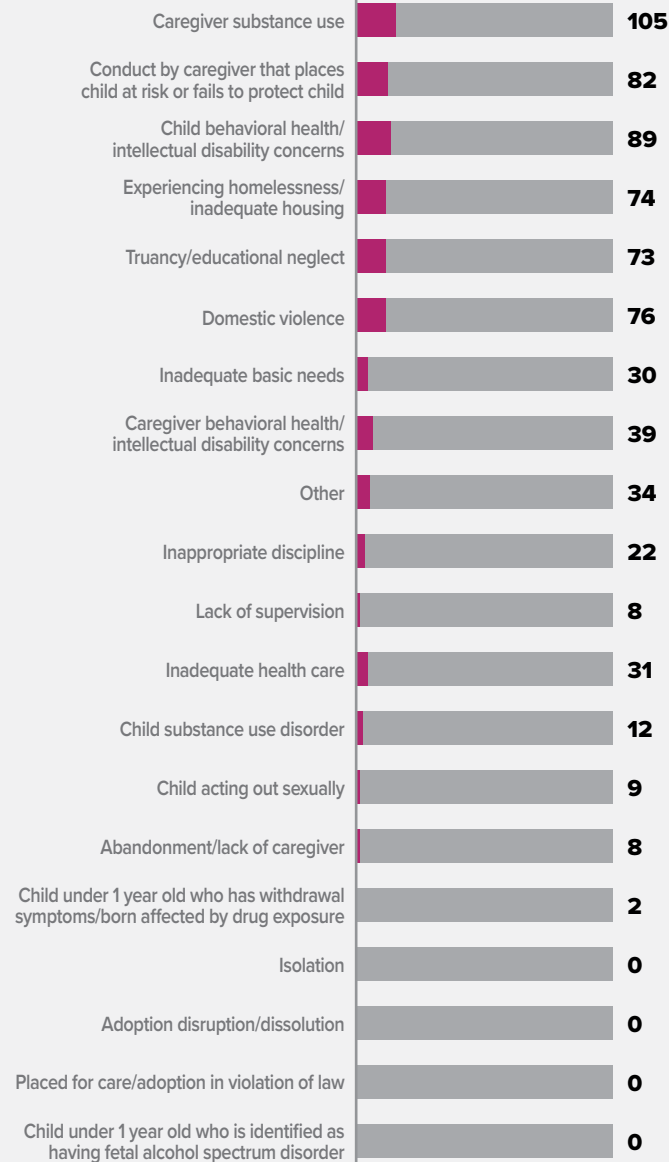
BREAKDOWN REPORTS SCREENED OUT BY REASON



VALID GPS CONCERNS BY TYPE

694

TOTAL CONCERNS



MONROE COUNTY

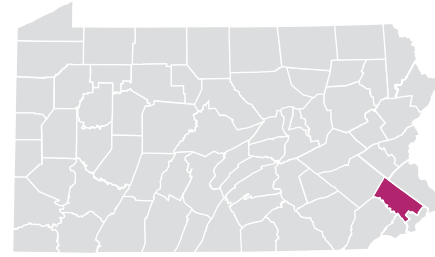
NOTE: A report may have more than one concern for each report; therefore, the total number of concerns will be greater than the total number of reports. In some reports, more than one child was assessed with valid concerns; therefore, the number of children assessed exceeds the number of valid assessed reports.





MONTGOMERY COUNTY

URBAN // POPULATION • 861,225 / POPULATION UNDER 18 • 184,976



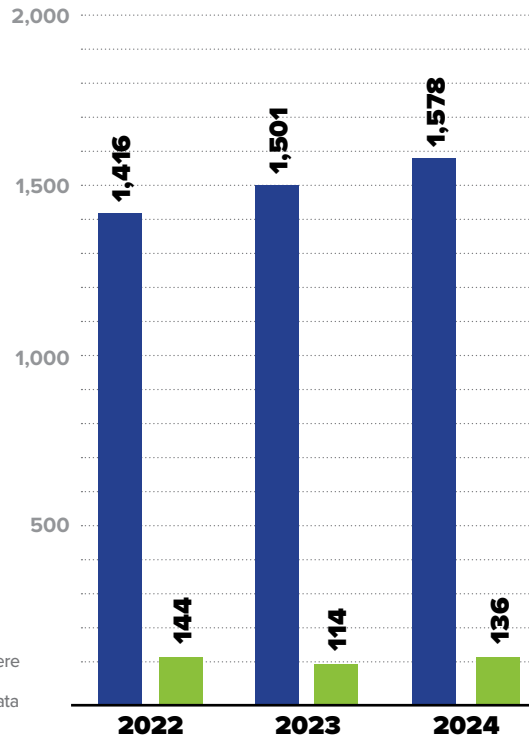
2024 REPORTS OF CHILD ABUSE

1,578
TOTAL REPORTS

136
SUBSTANTIATED REPORTS

■ TOTAL REPORTS
■ SUBSTANTIATED REPORTS

▲ NOTE: CPS and GPS data reported were investigated and substantiated by the CCYA and may vary from statewide data which include both CCYA and OCYF Regional Office investigations.

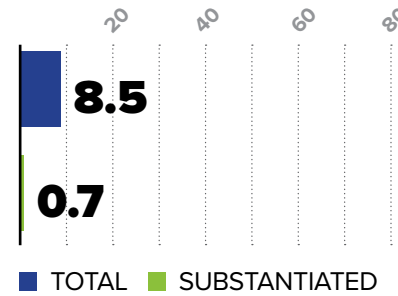


SUBSTANTIATED REPORTS BY SEX OF VICTIM

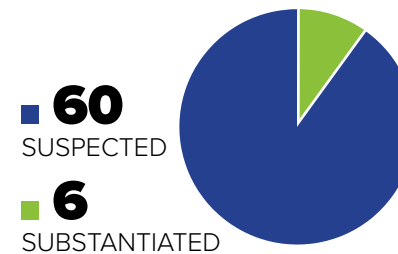
FEMALE
89
65.4%

MALE
47
34.6%

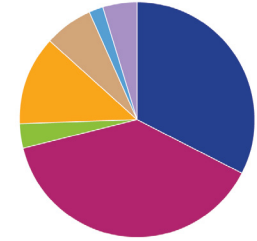
CHILD ABUSE REPORTS PER 1,000 CHILDREN



CASES OF REPEAT ABUSE SUBSTANTIATED REPORTS



TYPES OF ALLEGATIONS SUBSTANTIATED REPORTS



153 TOTAL ALLEGATIONS

- **50** (32.7%) Sexual Abuse
- **59** (38.6%) Physical Abuse/Bodily Injury
- **5** (3.3%) Serious Physical Neglect
- **19** (12.4%) Reasonable Likelihood of Bodily Injury
- **10** (6.5%) Engaging in Per Se Acts
- **3** (2.0%) Likelihood of Sexual Abuse/Exploitation
- **7** (4.6%) Severe Form of Trafficking in Persons or Sex Trafficking
- **0** (0.0%) Serious Mental Injury

▲ NOTE: A report may have more than one allegation for each report; therefore, the total number of allegations will be greater than the total number of reports.

\$5,203,014

EXPENDITURES CHILD ABUSE INVESTIGATIONS AND GENERAL PROTECTIVE SERVICES ASSESSMENTS



2024 SUBSTANTIATED FATALITIES

0/60 MALE FEMALE

2024 SUBSTANTIATED NEAR FATALITIES

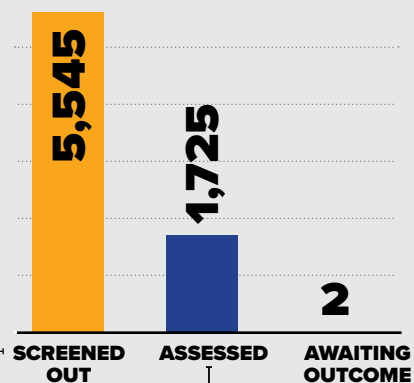
1/82 MALE FEMALE



2024 REPORTS OF GENERAL PROTECTIVE SERVICES

7,272

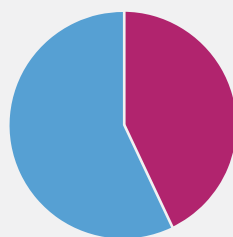
TOTAL REPORTS



10,000
8,000
6,000
4,000
2,000

BREAKDOWN VALID ASSESSED REPORTS

745



■ TOTAL
■ VALID
■ INVALID

NUMBER OF CHILDREN ASSESSED

2,431 TOTAL

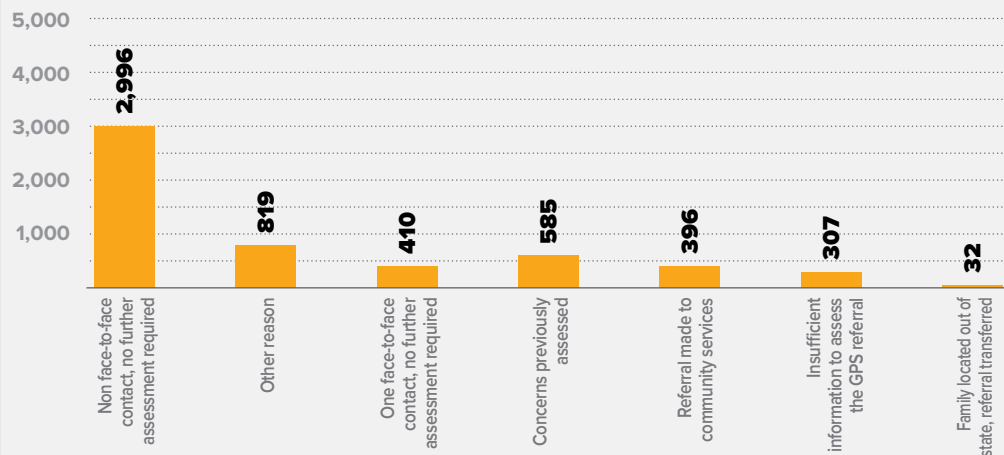
1,082 VALID

CHILDREN
ASSESSED
PER 1,000
CHILDREN

13.1 TOTAL

5.8 VALID

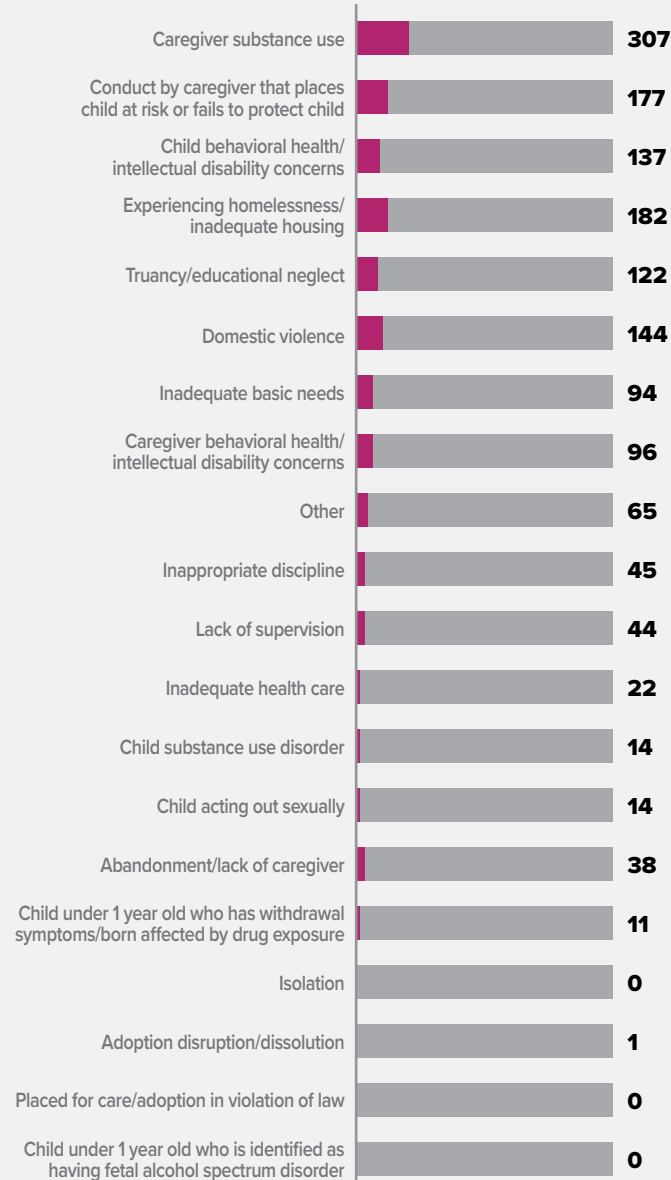
BREAKDOWN REPORTS SCREENED OUT BY REASON



VALID GPS CONCERNS BY TYPE

1,513

TOTAL CONCERNS



MONTGOMERY COUNTY

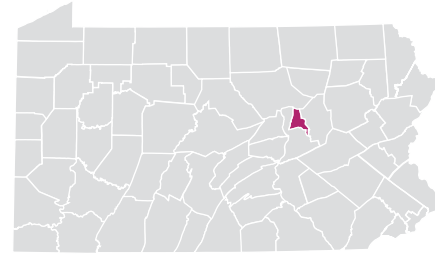
NOTE: A report may have more than one concern for each report; therefore, the total number of concerns will be greater than the total number of reports. In some reports, more than one child was assessed with valid concerns; therefore, the number of children assessed exceeds the number of valid assessed reports.





MONTGOMERY COUNTY

RURAL // POPULATION • 18,079 / POPULATION UNDER 18 • 3,662



2024 REPORTS OF CHILD ABUSE

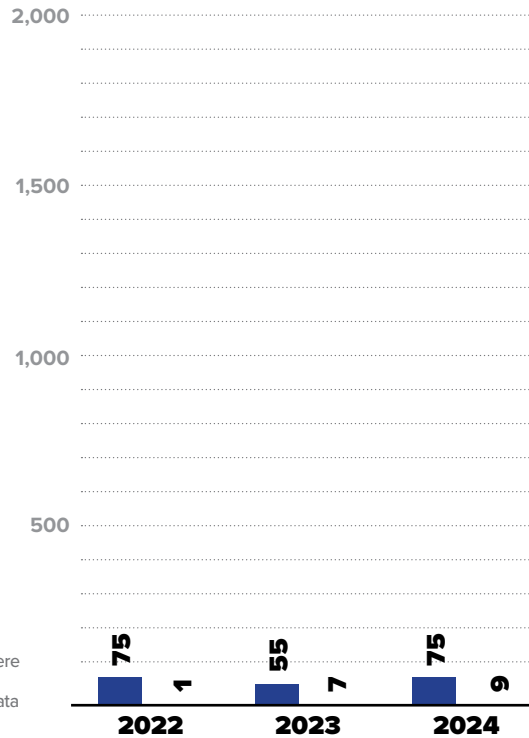
75

■ TOTAL REPORTS

9

■ SUBSTANTIATED
REPORTS

▲ NOTE: CPS and GPS data reported were investigated and substantiated by the CCYA and may vary from statewide data which include both CCYA and OCYF Regional Office investigations.

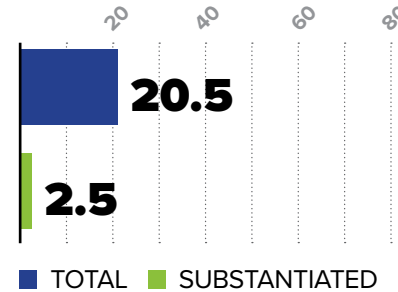


SUBSTANTIATED REPORTS BY SEX OF VICTIM

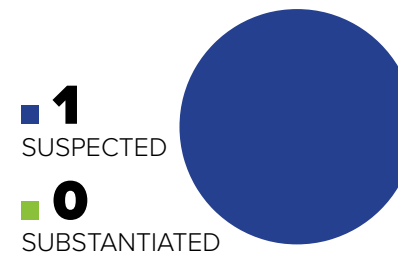
FEMALE
7
77.8%

MALE
2
22.2%

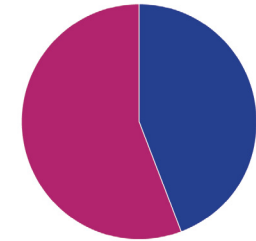
CHILD ABUSE REPORTS PER 1,000 CHILDREN



CASES OF REPEAT ABUSE SUBSTANTIATED REPORTS



TYPES OF ALLEGATIONS SUBSTANTIATED REPORTS



9 TOTAL
ALLEGATIONS

- 4 (44.4%) Sexual Abuse
- 5 (55.6%) Physical Abuse/Bodily Injury
- 0 (0.0%) Serious Physical Neglect
- 0 (0.0%) Reasonable Likelihood of Bodily Injury
- 0 (0.0%) Engaging in Per Se Acts
- 0 (0.0%) Likelihood of Sexual Abuse/Exploitation
- 0 (0.0%) Severe Form of Trafficking in Persons or Sex Trafficking
- 0 (0.0%) Serious Mental Injury

▲ NOTE: A report may have more than one allegation for each report; therefore, the total number of allegations will be greater than the total number of reports.

\$318,138

EXPENDITURES CHILD ABUSE
INVESTIGATIONS AND GENERAL
PROTECTIVE SERVICES ASSESSMENTS



2024 SUBSTANTIATED FATALITIES

0/60 MALE FEMALE

2024 SUBSTANTIATED NEAR FATALITIES

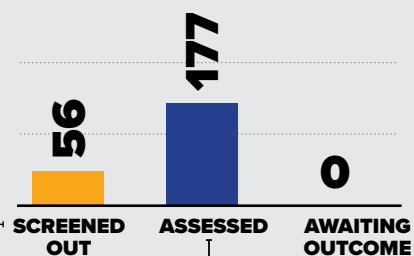
0/82 MALE FEMALE



2024 REPORTS OF GENERAL PROTECTIVE SERVICES

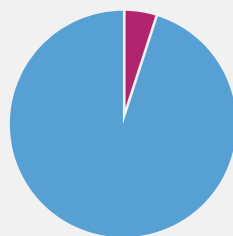
233

TOTAL REPORTS



BREAKDOWN VALID ASSESSED REPORTS

8



TOTAL
VALID
INVALID

NUMBER OF CHILDREN ASSESSED

233 TOTAL

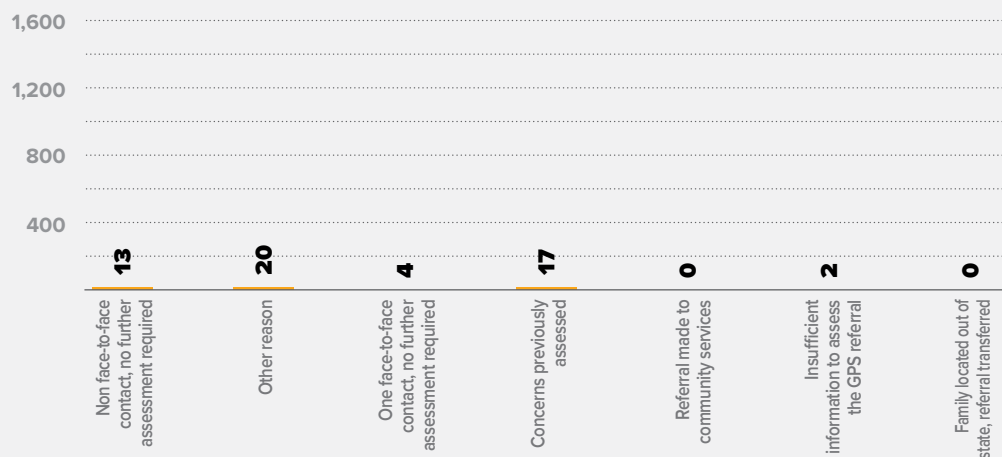
10 VALID

CHILDREN ASSESSED PER 1,000 CHILDREN

63.6 TOTAL

2.7 VALID

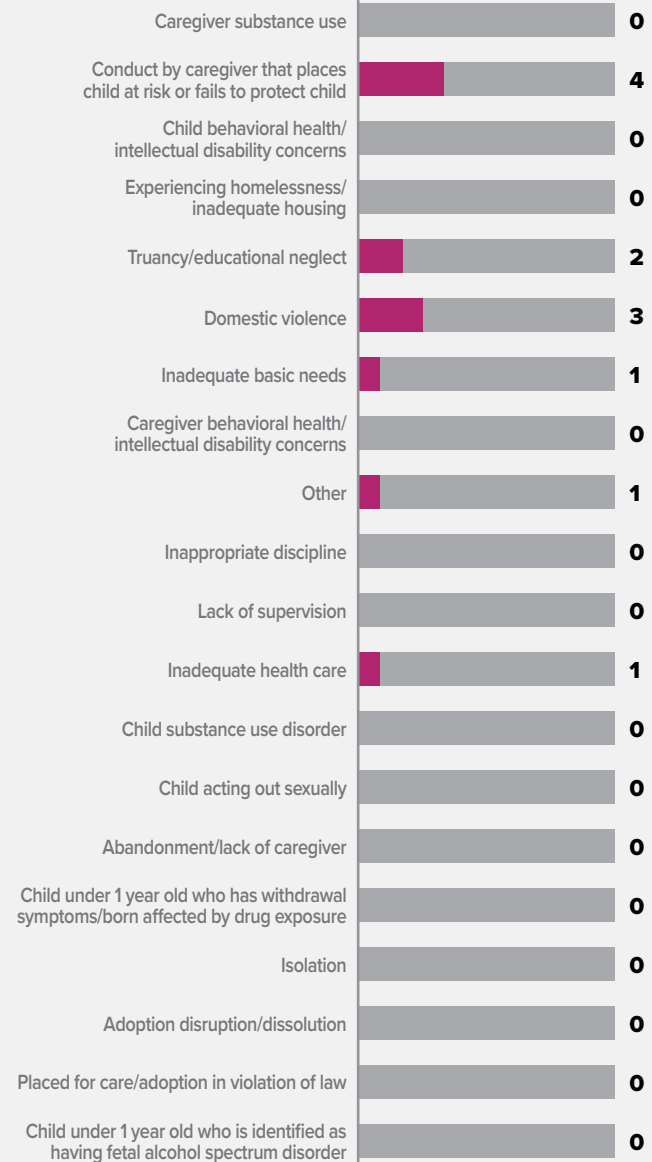
BREAKDOWN REPORTS SCREENED OUT BY REASON



VALID GPS CONCERNS BY TYPE

12

TOTAL CONCERNS



MONTOUR COUNTY

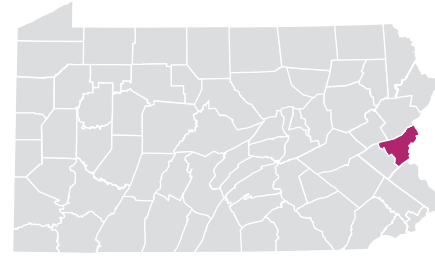
NOTE: A report may have more than one concern for each report; therefore, the total number of concerns will be greater than the total number of reports. In some reports, more than one child was assessed with valid concerns; therefore, the number of children assessed exceeds the number of valid assessed reports.





NORTHAMPTON COUNTY

URBAN // POPULATION • 315,927 / POPULATION UNDER 18 • 61,502



2024 REPORTS OF CHILD ABUSE

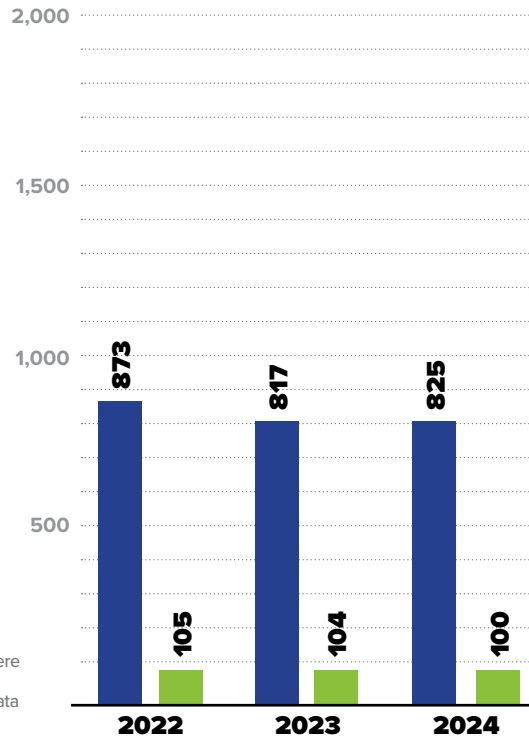
825

■ TOTAL REPORTS

100

■ SUBSTANTIATED
REPORTS

▲ NOTE: CPS and GPS data reported were investigated and substantiated by the CCYA and may vary from statewide data which include both CCYA and OCYF Regional Office investigations.



SUBSTANTIATED REPORTS BY SEX OF VICTIM

FEMALE

58

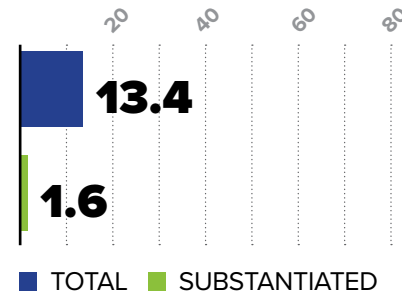
58.0%

MALE

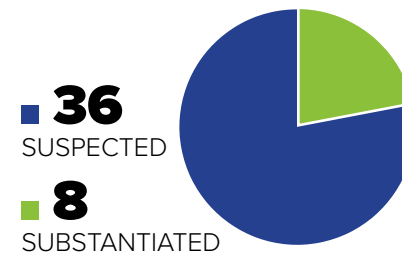
42

42.0%

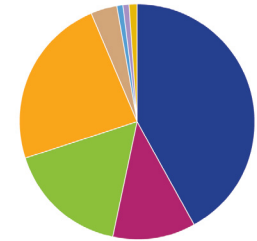
CHILD ABUSE REPORTS PER 1,000 CHILDREN



CASES OF REPEAT ABUSE SUBSTANTIATED REPORTS



TYPES OF ALLEGATIONS SUBSTANTIATED REPORTS




114 TOTAL
ALLEGATIONS

- **48** (42.1%) Sexual Abuse
- **13** (11.4%) Physical Abuse/Bodily Injury
- **19** (16.7%) Serious Physical Neglect
- **27** (23.7%) Reasonable Likelihood of Bodily Injury
- **4** (3.5%) Engaging in Per Se Acts
- **1** (0.9%) Likelihood of Sexual Abuse/Exploitation
- **1** (0.9%) Severe Form of Trafficking in Persons or Sex Trafficking
- **1** (0.9%) Serious Mental Injury

▲ NOTE: A report may have more than one allegation for each report; therefore, the total number of allegations will be greater than the total number of reports.

\$6,752,991

EXPENDITURES CHILD ABUSE
INVESTIGATIONS AND GENERAL
PROTECTIVE SERVICES ASSESSMENTS



2024 SUBSTANTIATED FATALITIES

0/60 MALE FEMALE

2024 SUBSTANTIATED NEAR FATALITIES

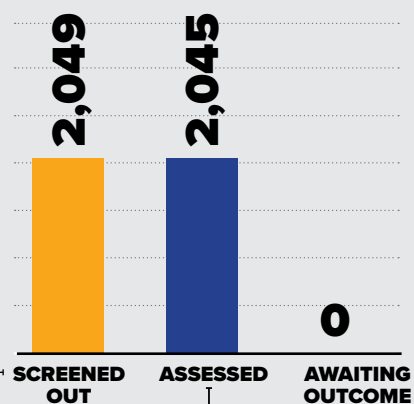
0/82 MALE FEMALE



2024 REPORTS OF GENERAL PROTECTIVE SERVICES

4,094

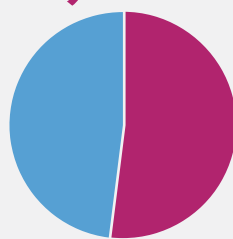
TOTAL REPORTS



6,000
5,000
4,000
3,000
2,000
1,000

BREAKDOWN VALID ASSESSED REPORTS

1,068



■ TOTAL
■ VALID
■ INVALID

NUMBER OF CHILDREN ASSESSED

2,992 TOTAL

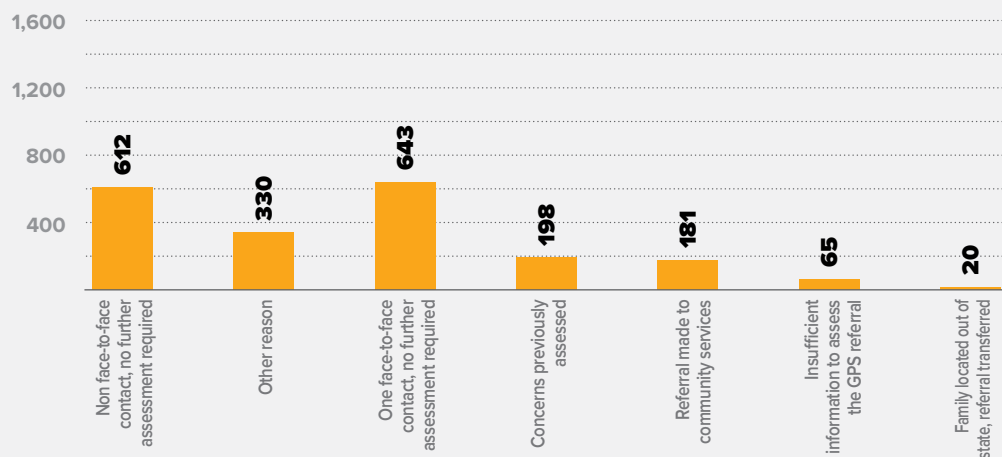
1,514 VALID

CHILDREN
ASSESSED
PER 1,000
CHILDREN

48.6 TOTAL

24.6 VALID

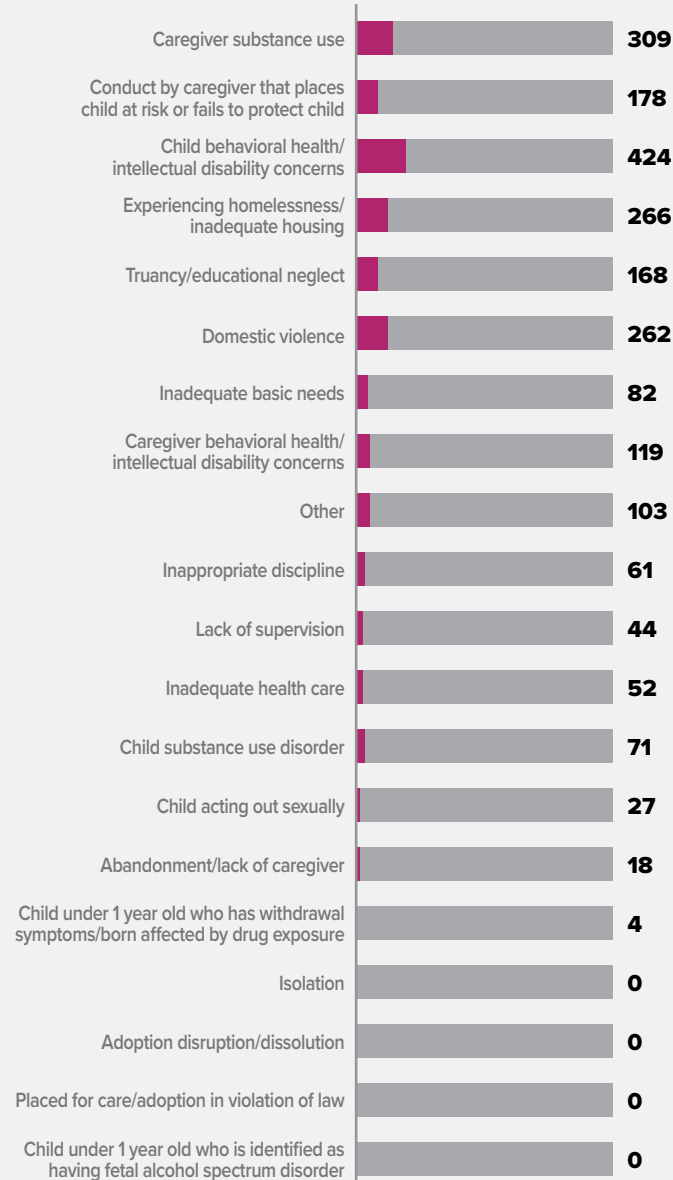
BREAKDOWN REPORTS SCREENED OUT BY REASON



VALID GPS CONCERNS BY TYPE

2,188

TOTAL CONCERNS



NORTHAMPTON COUNTY

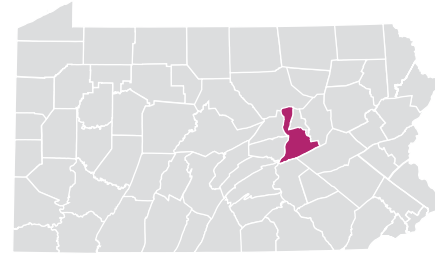
NOTE: A report may have more than one concern for each report; therefore, the total number of concerns will be greater than the total number of reports. In some reports, more than one child was assessed with valid concerns; therefore, the number of children assessed exceeds the number of valid assessed reports.





NORTHUMBERLAND COUNTY

RURAL // POPULATION • 90,925 / POPULATION UNDER 18 • 17,994



2024 REPORTS OF CHILD ABUSE

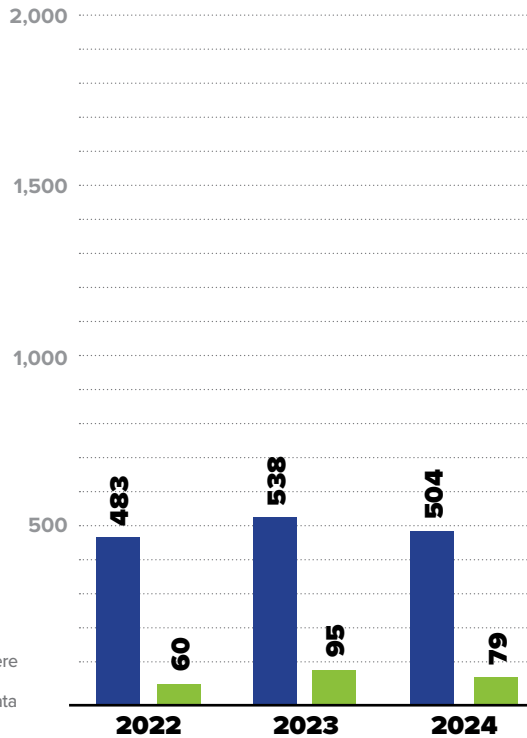
504

■ TOTAL REPORTS

79

■ SUBSTANTIATED
REPORTS

▲ NOTE: CPS and GPS data reported were investigated and substantiated by the CCYA and may vary from statewide data which include both CCYA and OCYF Regional Office investigations.



SUBSTANTIATED REPORTS BY SEX OF VICTIM

FEMALE

44

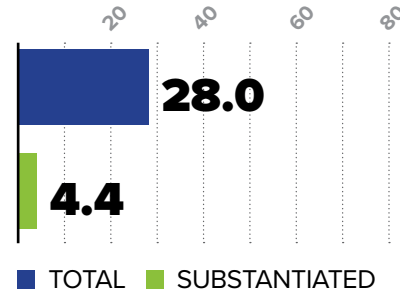
55.7%

MALE

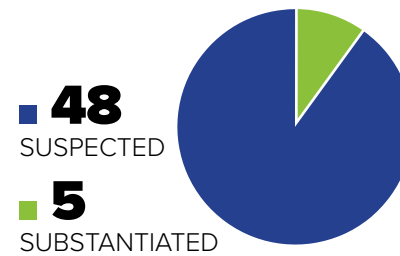
35

44.3%

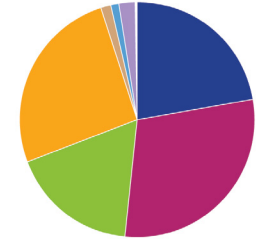
CHILD ABUSE REPORTS PER 1,000 CHILDREN



CASES OF REPEAT ABUSE SUBSTANTIATED REPORTS



TYPES OF ALLEGATIONS SUBSTANTIATED REPORTS



85 TOTAL
ALLEGATIONS

- **19** (22.4%) Sexual Abuse
- **25** (29.4%) Physical Abuse/Bodily Injury
- **15** (17.6%) Serious Physical Neglect
- **22** (25.9%) Reasonable Likelihood of Bodily Injury
- **1** (1.2%) Engaging in Per Se Acts
- **1** (1.2%) Likelihood of Sexual Abuse/Exploitation
- **2** (2.4%) Severe Form of Trafficking in Persons or Sex Trafficking
- **0** (0.0%) Serious Mental Injury

▲ NOTE: A report may have more than one allegation for each report; therefore, the total number of allegations will be greater than the total number of reports.

\$1,709,212

EXPENDITURES CHILD ABUSE
INVESTIGATIONS AND GENERAL
PROTECTIVE SERVICES ASSESSMENTS



2024 SUBSTANTIATED FATALITIES

2/60 MALE **1** FEMALE **1**

2024 SUBSTANTIATED NEAR FATALITIES

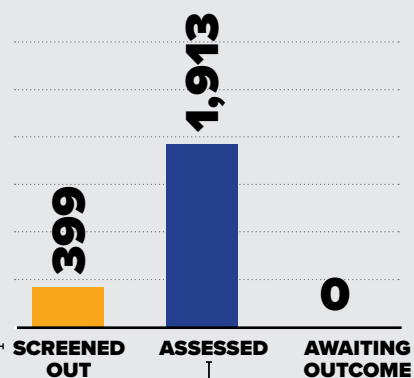
1/82 MALE **1** FEMALE **0**



2024 REPORTS OF GENERAL PROTECTIVE SERVICES

2,312

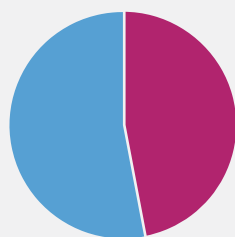
TOTAL REPORTS



6,000
5,000
4,000
3,000
2,000
1,000

BREAKDOWN VALID ASSESSED REPORTS

899



■ TOTAL
■ VALID
■ INVALID

NUMBER OF CHILDREN ASSESSED

2,844

TOTAL

1,276

VALID

CHILDREN
ASSESSED
PER 1,000
CHILDREN

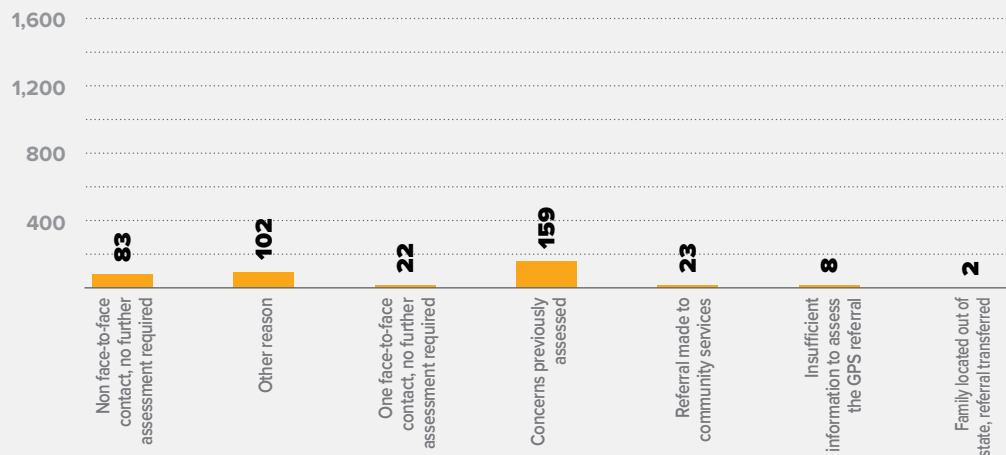
158.1

TOTAL

70.9

VALID

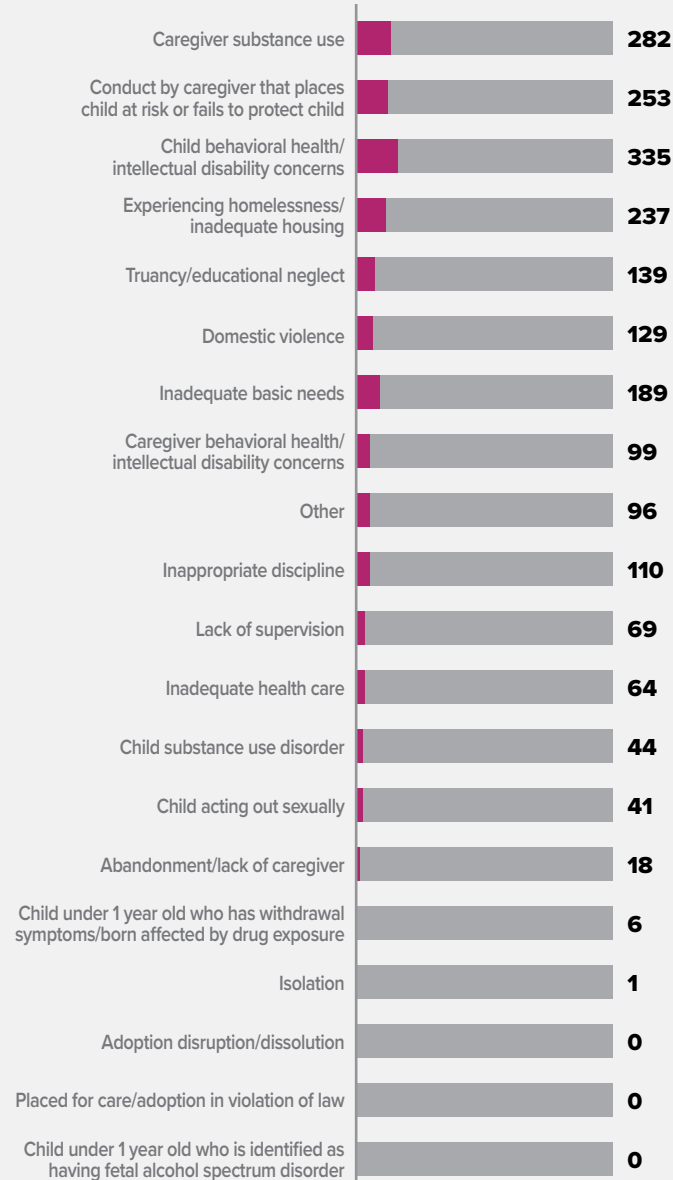
BREAKDOWN REPORTS SCREENED OUT BY REASON



VALID GPS CONCERNS BY TYPE

2,112

TOTAL CONCERNS



NORTHUMBERLAND COUNTY

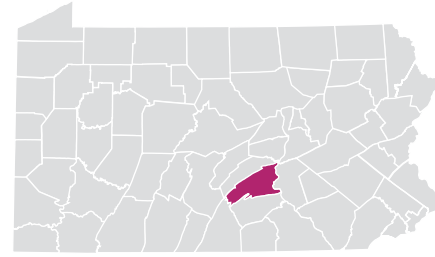
NOTE: A report may have more than one concern for each report; therefore, the total number of concerns will be greater than the total number of reports. In some reports, more than one child was assessed with valid concerns; therefore, the number of children assessed exceeds the number of valid assessed reports.





PERRY COUNTY

RURAL // POPULATION • 45,988 / POPULATION UNDER 18 • 9,686



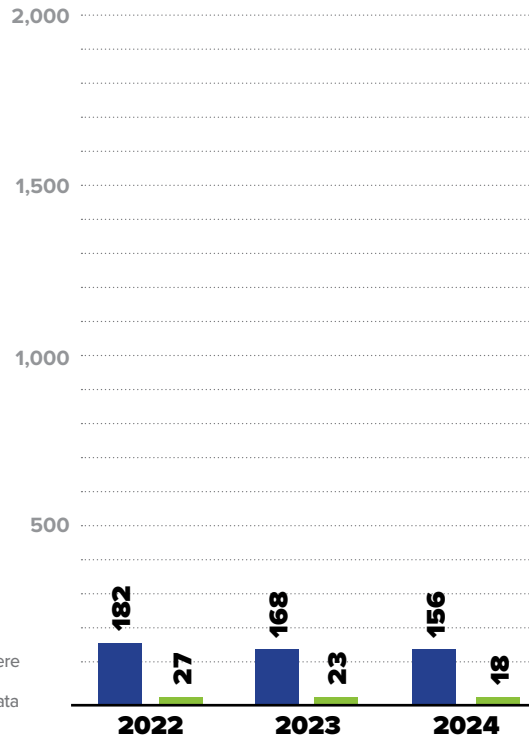
2024 REPORTS OF CHILD ABUSE

156
18

■ TOTAL REPORTS

■ SUBSTANTIATED
REPORTS

▲ NOTE: CPS and GPS data reported were investigated and substantiated by the CCYA and may vary from statewide data which include both CCYA and OCYF Regional Office investigations.

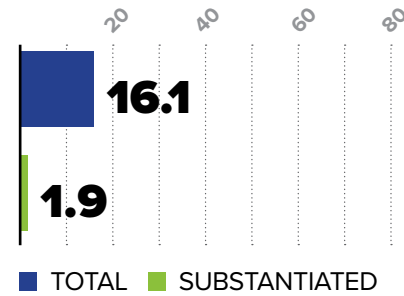


SUBSTANTIATED REPORTS BY SEX OF VICTIM

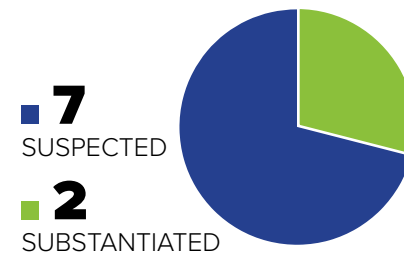
FEMALE
10
55.6%

MALE
8
44.4%

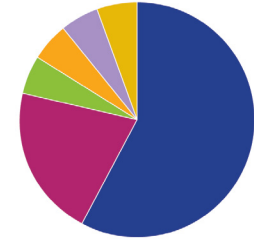
CHILD ABUSE REPORTS PER 1,000 CHILDREN



CASES OF REPEAT ABUSE SUBSTANTIATED REPORTS



TYPES OF ALLEGATIONS SUBSTANTIATED REPORTS




19 TOTAL
ALLEGATIONS

- **11** (57.9%) Sexual Abuse
- **4** (21.1%) Physical Abuse/Bodily Injury
- **1** (5.3%) Serious Physical Neglect
- **1** (5.3%) Reasonable Likelihood of Bodily Injury
- **0** (0.0%) Engaging in Per Se Acts
- **0** (0.0%) Likelihood of Sexual Abuse/Exploitation
- **1** (5.3%) Severe Form of Trafficking in Persons or Sex Trafficking
- **1** (5.3%) Serious Mental Injury

▲ NOTE: A report may have more than one allegation for each report; therefore, the total number of allegations will be greater than the total number of reports.

\$710,360

EXPENDITURES CHILD ABUSE
INVESTIGATIONS AND GENERAL
PROTECTIVE SERVICES ASSESSMENTS



2024 SUBSTANTIATED FATALITIES

1/60 MALE **0** FEMALE **1**

2024 SUBSTANTIATED NEAR FATALITIES

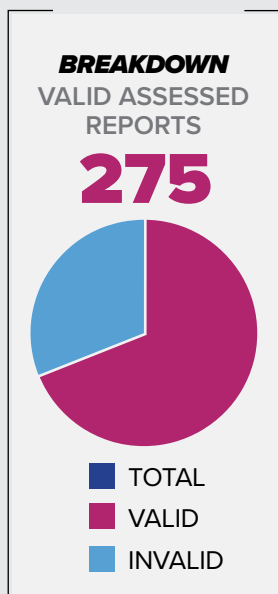
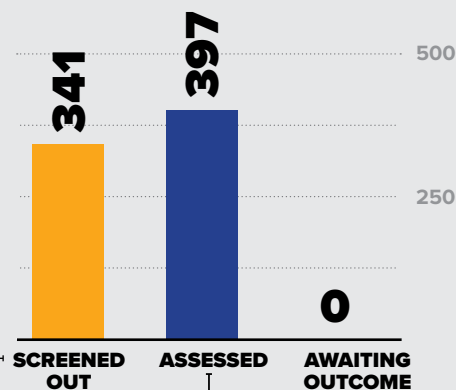
1/82 MALE **1** FEMALE **0**



2024 REPORTS OF GENERAL PROTECTIVE SERVICES

738

TOTAL REPORTS



NUMBER OF CHILDREN ASSESSED

589
TOTAL

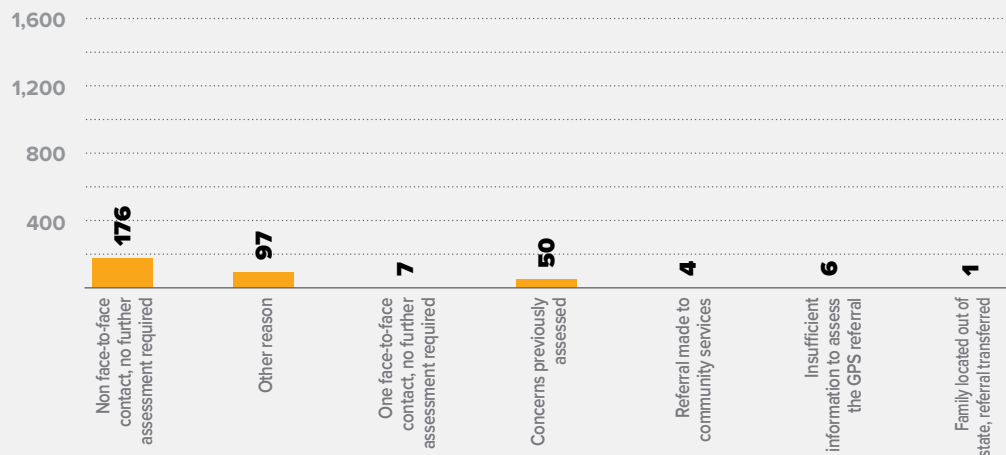
388
VALID

CHILDREN
ASSESSED
PER 1,000
CHILDREN

60.8
TOTAL

40.1
VALID

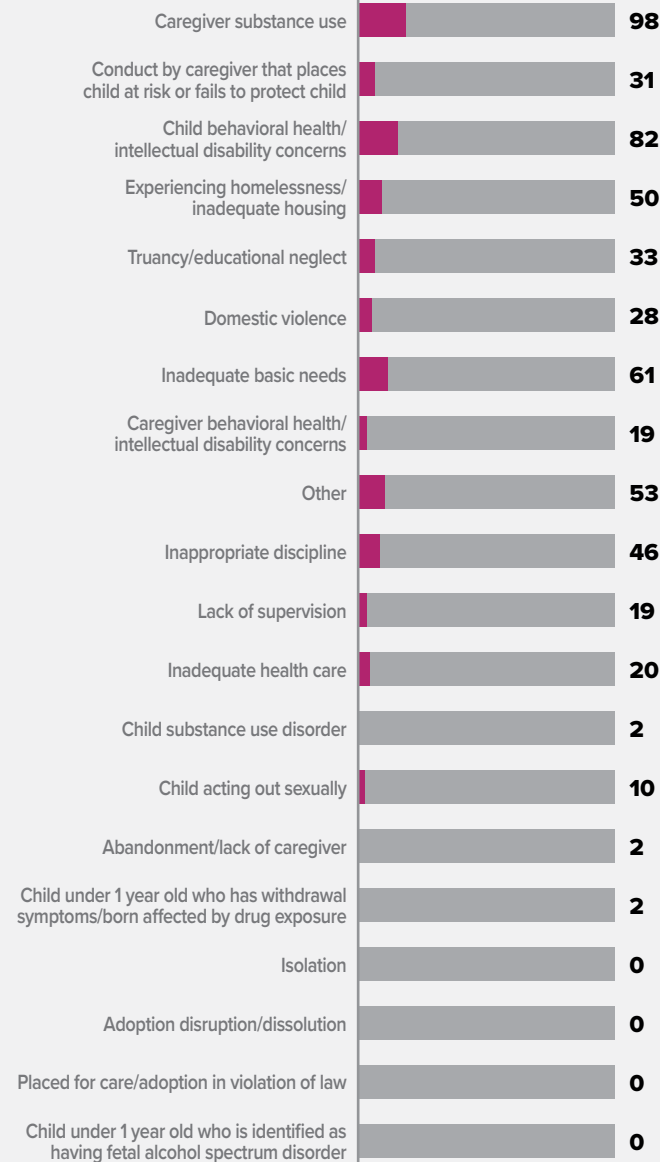
BREAKDOWN REPORTS SCREENED OUT BY REASON



VALID GPS CONCERNS BY TYPE

556

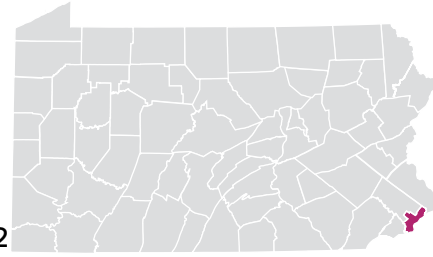
TOTAL CONCERNS





PHILADELPHIA COUNTY

URBAN // POPULATION • 1,582,432 / POPULATION UNDER 18 • 338,722



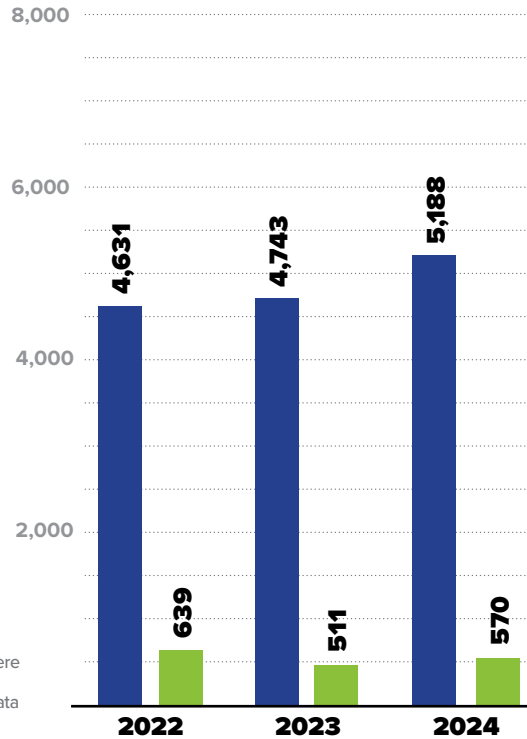
2024 REPORTS OF CHILD ABUSE

5,188
TOTAL REPORTS

570
SUBSTANTIATED REPORTS

■ TOTAL REPORTS
■ SUBSTANTIATED REPORTS

▲ NOTE: CPS and GPS data reported were investigated and substantiated by the CCYA and may vary from statewide data which include both CCYA and OCYF Regional Office investigations.

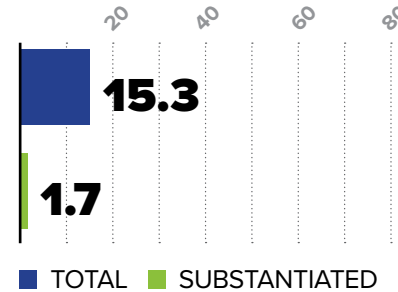


SUBSTANTIATED REPORTS BY SEX OF VICTIM

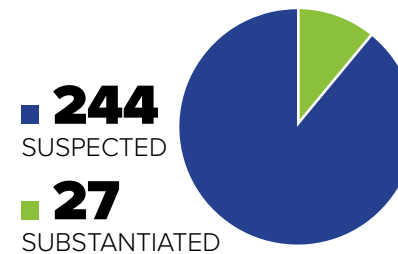
FEMALE
381
66.8%

MALE
189
33.2%

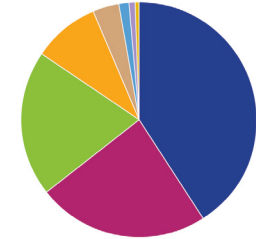
CHILD ABUSE REPORTS PER 1,000 CHILDREN



CASES OF REPEAT ABUSE SUBSTANTIATED REPORTS



TYPES OF ALLEGATIONS SUBSTANTIATED REPORTS



627 TOTAL ALLEGATIONS

- **258** (41.1%) Sexual Abuse
- **147** (23.4%) Physical Abuse/Bodily Injury
- **126** (20.1%) Serious Physical Neglect
- **57** (9.1%) Reasonable Likelihood of Bodily Injury
- **23** (3.7%) Engaging in Per Se Acts
- **8** (1.3%) Likelihood of Sexual Abuse/Exploitation
- **6** (1.0%) Severe Form of Trafficking in Persons or Sex Trafficking
- **2** (0.3%) Serious Mental Injury

▲ NOTE: A report may have more than one allegation for each report; therefore, the total number of allegations will be greater than the total number of reports.

\$34,936,211

EXPENDITURES CHILD ABUSE INVESTIGATIONS AND GENERAL PROTECTIVE SERVICES ASSESSMENTS



2024 SUBSTANTIATED FATALITIES

7/60 MALE 2 FEMALE 5

2024 SUBSTANTIATED NEAR FATALITIES

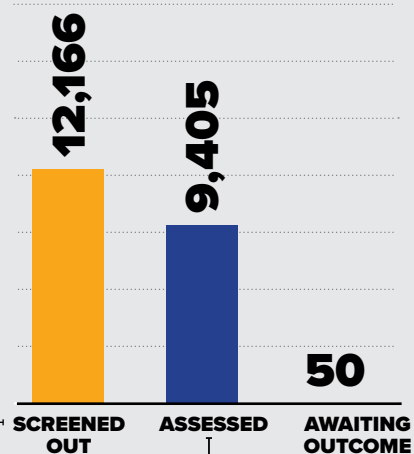
13/82 MALE 8 FEMALE 5



2024 REPORTS OF GENERAL PROTECTIVE SERVICES

21,621

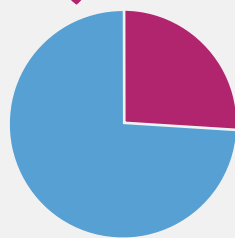
TOTAL REPORTS



30,000
24,000
18,000
12,000
6,000

BREAKDOWN VALID ASSESSED REPORTS

2,440



■ TOTAL
■ VALID
■ INVALID

NUMBER OF CHILDREN ASSESSED

13,142 TOTAL

3,257 VALID

CHILDREN
ASSESSED
PER 1,000
CHILDREN

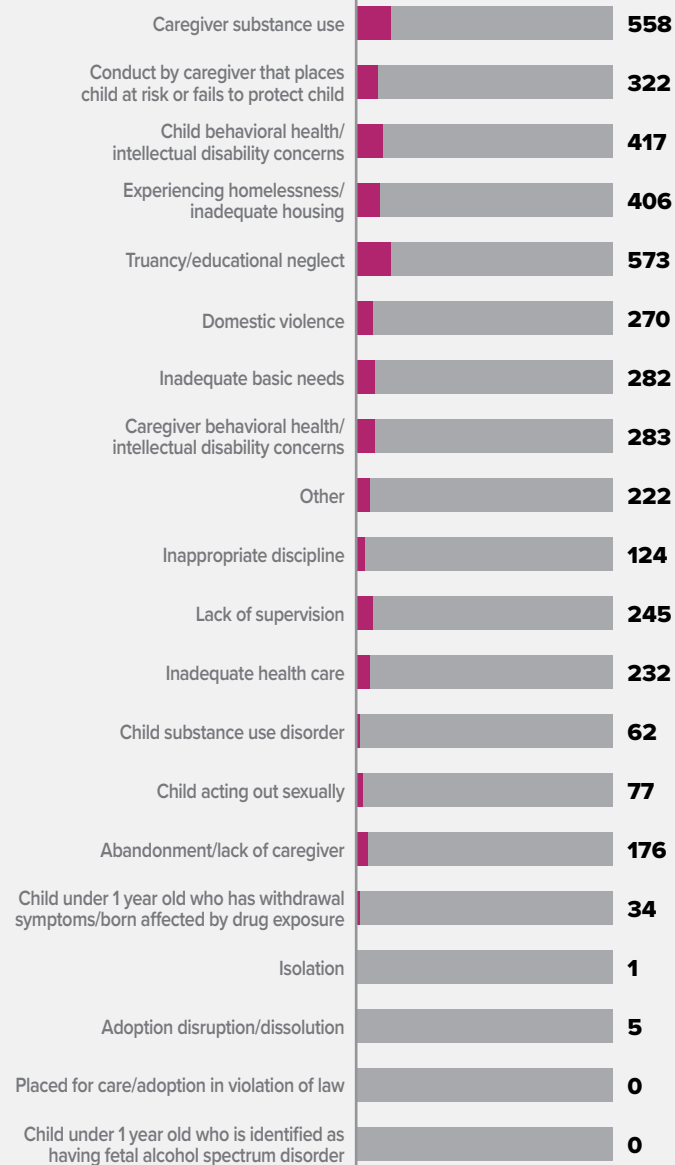
38.8 TOTAL

9.6 VALID

VALID GPS CONCERNS BY TYPE

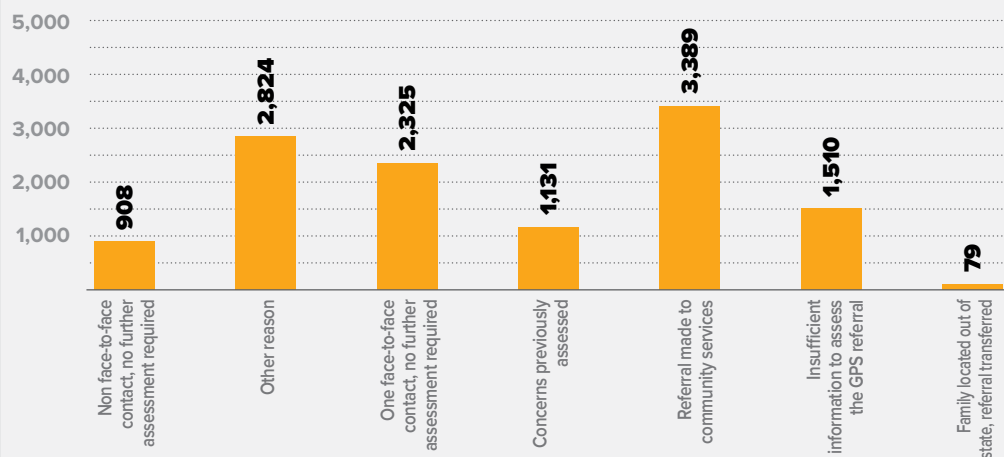
4,289

TOTAL CONCERNS



BREAKDOWN

REPORTS SCREENED OUT BY REASON



PHILADELPHIA COUNTY

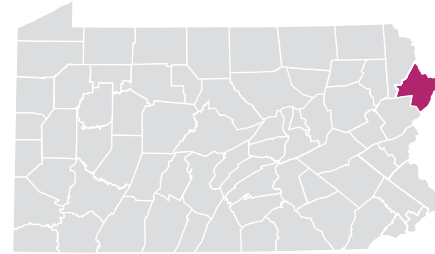
NOTE: A report may have more than one concern for each report; therefore, the total number of concerns will be greater than the total number of reports. In some reports, more than one child was assessed with valid concerns; therefore, the number of children assessed exceeds the number of valid assessed reports.





PIKE COUNTY

RURAL // POPULATION • 59,691 / POPULATION UNDER 18 • 10,325



2024 REPORTS OF CHILD ABUSE

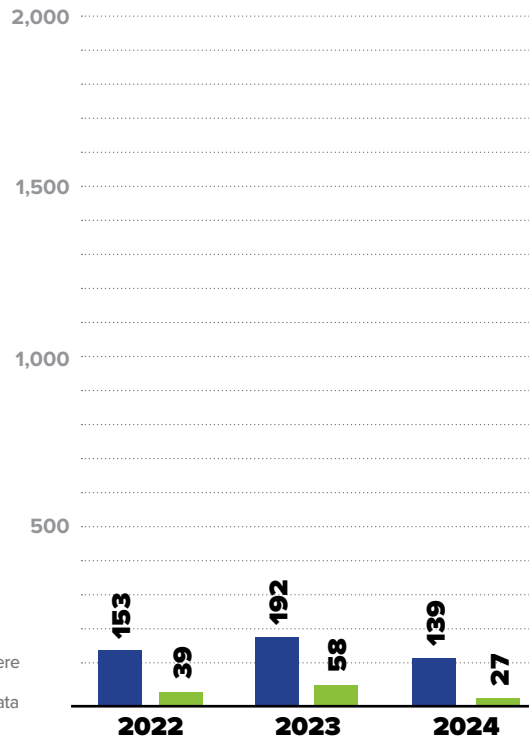
139

■ TOTAL REPORTS

27

■ SUBSTANTIATED
REPORTS

▲ NOTE: CPS and GPS data reported were investigated and substantiated by the CCYA and may vary from statewide data which include both CCYA and OCYF Regional Office investigations.



SUBSTANTIATED REPORTS BY SEX OF VICTIM

FEMALE

19

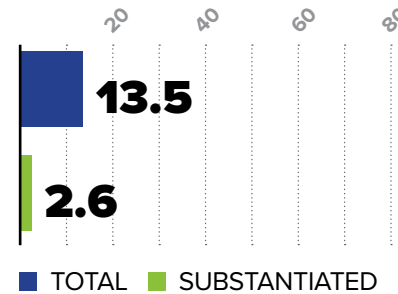
70.4%

MALE

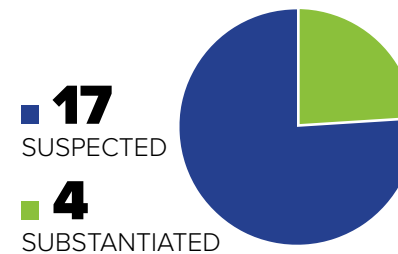
8

29.6%

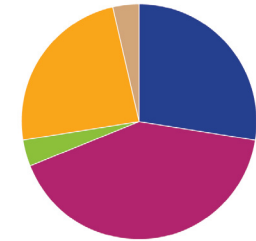
CHILD ABUSE REPORTS PER 1,000 CHILDREN



CASES OF REPEAT ABUSE SUBSTANTIATED REPORTS



TYPES OF ALLEGATIONS SUBSTANTIATED REPORTS



29 TOTAL
ALLEGATIONS

- **8** (27.6%) Sexual Abuse
- **12** (41.4%) Physical Abuse/Bodily Injury
- **1** (3.4%) Serious Physical Neglect
- **7** (24.1%) Reasonable Likelihood of Bodily Injury
- **1** (3.4%) Engaging in Per Se Acts
- **0** (0.0%) Likelihood of Sexual Abuse/Exploitation
- **0** (0.0%) Severe Form of Trafficking in Persons or Sex Trafficking
- **0** (0.0%) Serious Mental Injury

▲ NOTE: A report may have more than one allegation for each report; therefore, the total number of allegations will be greater than the total number of reports.

\$1,757,780

EXPENDITURES CHILD ABUSE
INVESTIGATIONS AND GENERAL
PROTECTIVE SERVICES ASSESSMENTS



2024 SUBSTANTIATED FATALITIES

0/60 MALE FEMALE

2024 SUBSTANTIATED NEAR FATALITIES

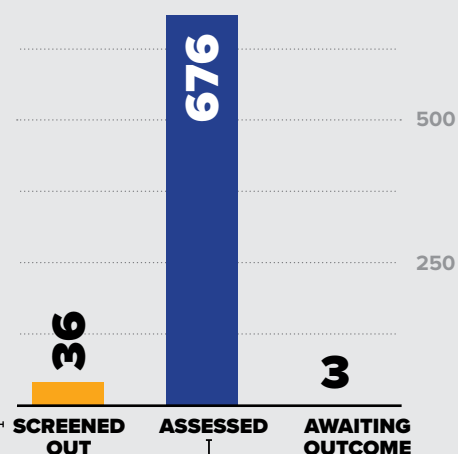
0/82 MALE FEMALE



2024 REPORTS OF GENERAL PROTECTIVE SERVICES

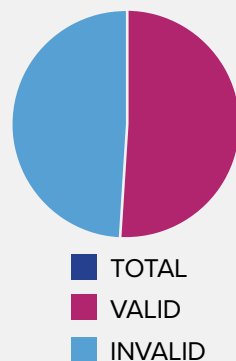
715

TOTAL REPORTS



BREAKDOWN VALID ASSESSED REPORTS

346



NUMBER OF CHILDREN ASSESSED

979 TOTAL

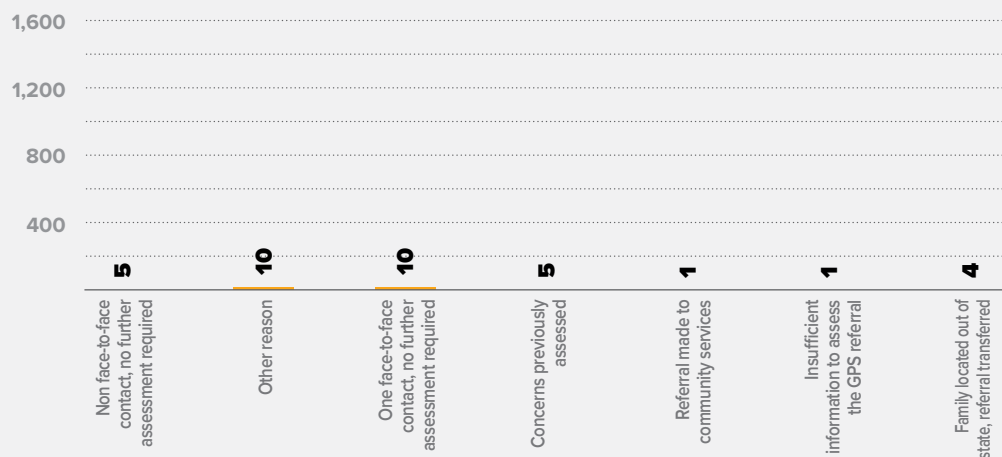
501 VALID

CHILDREN
ASSESSED
PER 1,000
CHILDREN

94.8 TOTAL

48.5 VALID

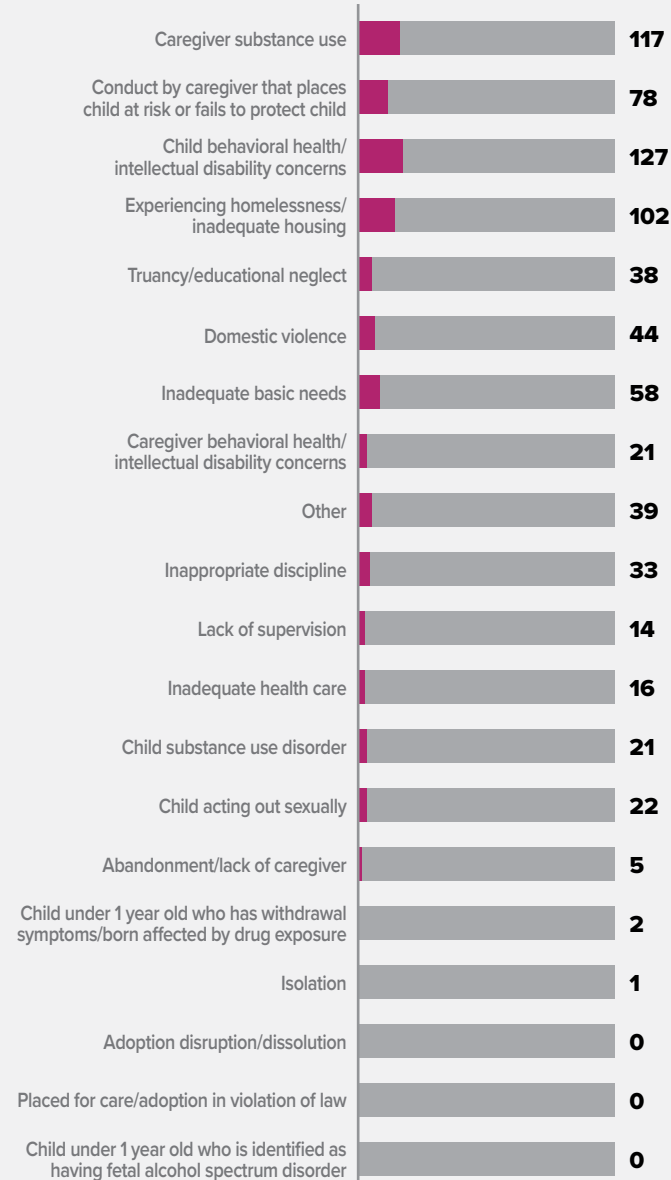
BREAKDOWN REPORTS SCREENED OUT BY REASON



VALID GPS CONCERNS BY TYPE

738

TOTAL CONCERNS

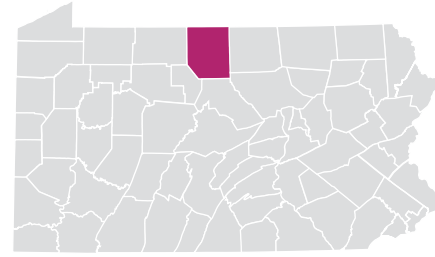


NOTE: A report may have more than one concern for each report; therefore, the total number of concerns will be greater than the total number of reports. In some reports, more than one child was assessed with valid concerns; therefore, the number of children assessed exceeds the number of valid assessed reports.



POTTER COUNTY

RURAL // POPULATION • 16,276 / POPULATION UNDER 18 • 3,294



2024 REPORTS OF CHILD ABUSE

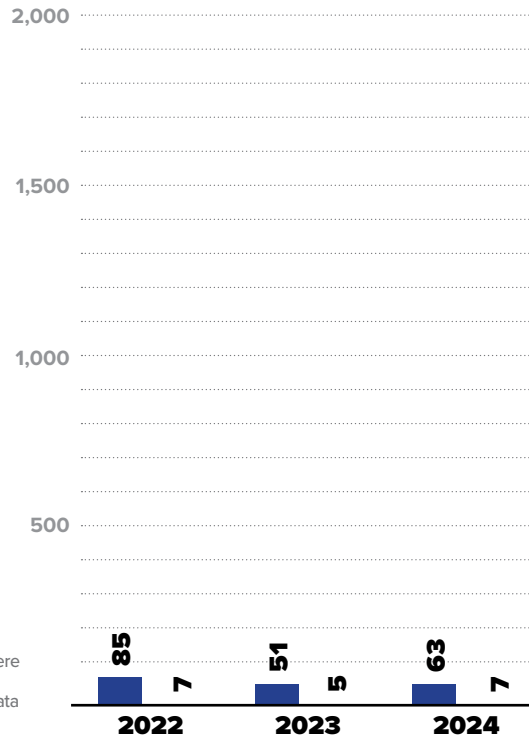
63

■ TOTAL REPORTS

7

■ SUBSTANTIATED
REPORTS

▲ NOTE: CPS and GPS data reported were investigated and substantiated by the CCYA and may vary from statewide data which include both CCYA and OCYF Regional Office investigations.



SUBSTANTIATED REPORTS BY SEX OF VICTIM

FEMALE

4

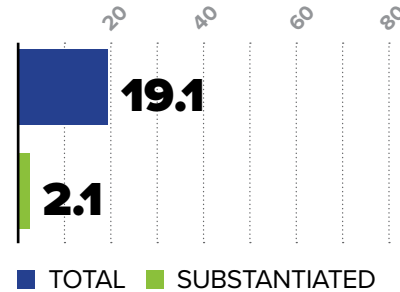
57.1%

MALE

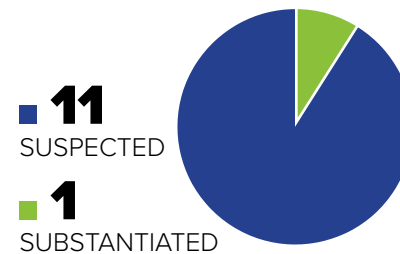
3

42.9%

CHILD ABUSE REPORTS PER 1,000 CHILDREN



CASES OF REPEAT ABUSE SUBSTANTIATED REPORTS



TYPES OF ALLEGATIONS SUBSTANTIATED REPORTS



8 TOTAL
ALLEGATIONS

- 1 (12.5%) Sexual Abuse
- 2 (25.0%) Physical Abuse/Bodily Injury
- 2 (25.0%) Serious Physical Neglect
- 1 (12.5%) Reasonable Likelihood of Bodily Injury
- 1 (12.5%) Engaging in Per Se Acts
- 0 (0.0%) Likelihood of Sexual Abuse/Exploitation
- 1 (12.5%) Severe Form of Trafficking in Persons or Sex Trafficking
- 0 (0.0%) Serious Mental Injury

▲ NOTE: A report may have more than one allegation for each report; therefore, the total number of allegations will be greater than the total number of reports.

\$538,734

EXPENDITURES CHILD ABUSE
INVESTIGATIONS AND GENERAL
PROTECTIVE SERVICES ASSESSMENTS

2023

\$574,727

\$272.59M

2024

\$538,734

\$287.67M

■ COUNTY
■ STATEWIDE
TOTAL

2024 SUBSTANTIATED FATALITIES

0/60

MALE 0

FEMALE 0

2024 SUBSTANTIATED NEAR FATALITIES

0/82

MALE 0

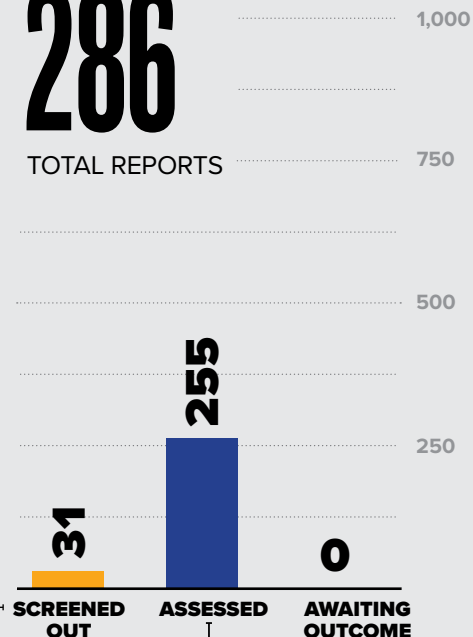
FEMALE 0



2024 REPORTS OF GENERAL PROTECTIVE SERVICES

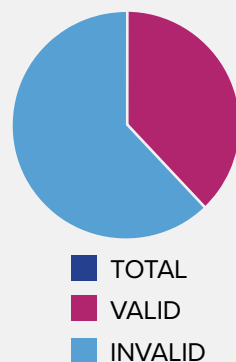
286

TOTAL REPORTS



BREAKDOWN VALID ASSESSED REPORTS

96



NUMBER OF CHILDREN ASSESSED

375 TOTAL

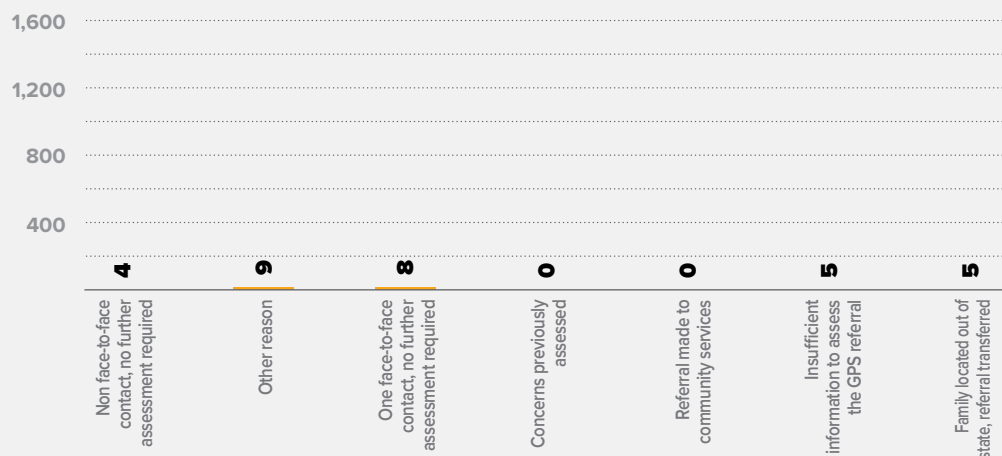
131 VALID

CHILDREN
ASSESSED
PER 1,000
CHILDREN

113.8 TOTAL

39.8 VALID

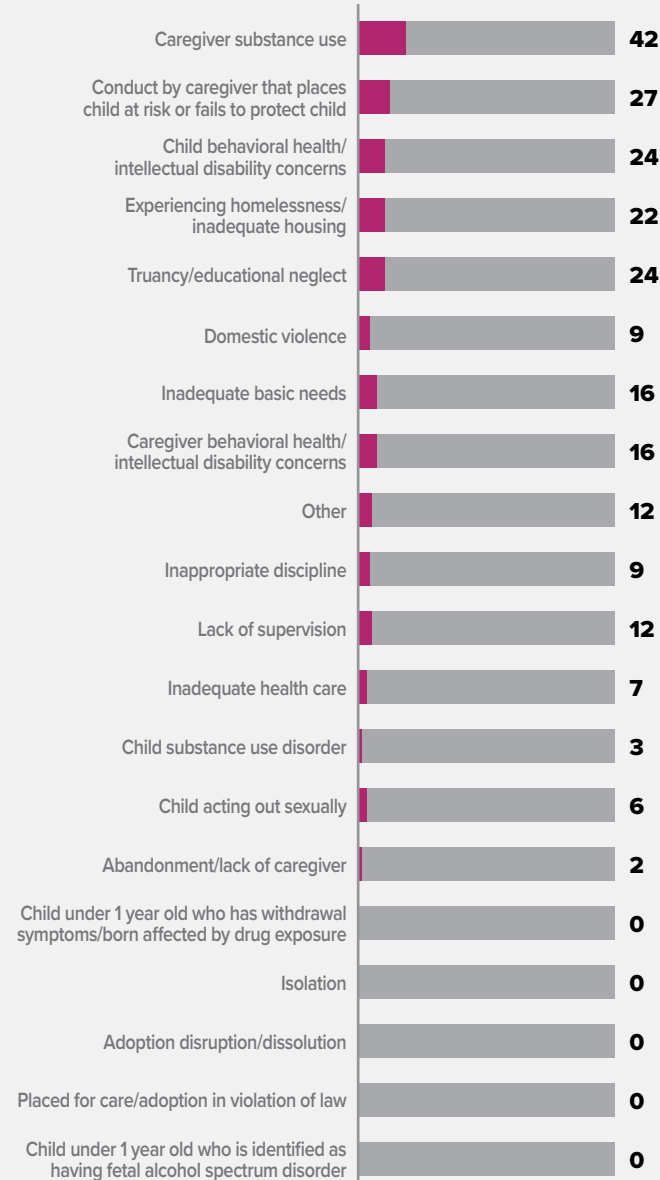
BREAKDOWN REPORTS SCREENED OUT BY REASON



VALID GPS CONCERNS BY TYPE

231

TOTAL CONCERNS

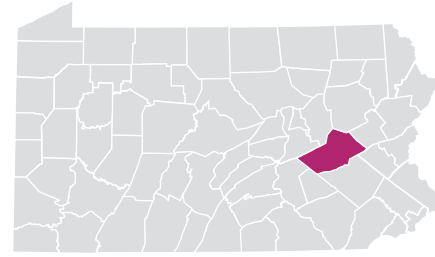


NOTE: A report may have more than one concern for each report; therefore, the total number of concerns will be greater than the total number of reports. In some reports, more than one child was assessed with valid concerns; therefore, the number of children assessed exceeds the number of valid assessed reports.



SCHUYLKILL COUNTY

RURAL // POPULATION • 143,259 / POPULATION UNDER 18 • 28,528



2024 REPORTS OF CHILD ABUSE

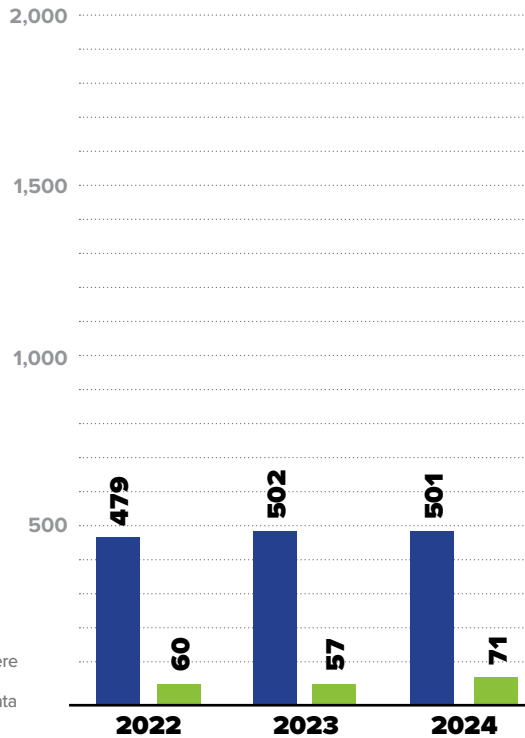
501

■ TOTAL REPORTS

71

■ SUBSTANTIATED
REPORTS

▲ NOTE: CPS and GPS data reported were investigated and substantiated by the CCYA and may vary from statewide data which include both CCYA and OCYF Regional Office investigations.

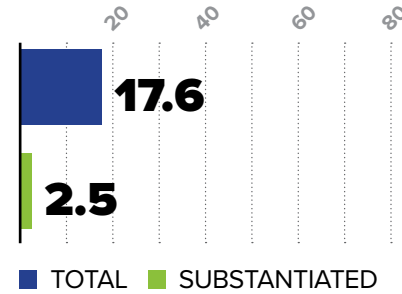


SUBSTANTIATED REPORTS BY SEX OF VICTIM

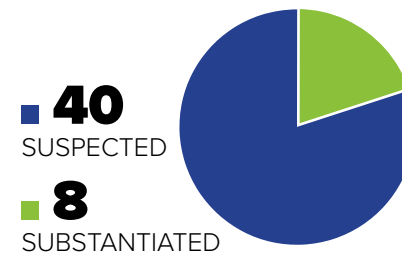
FEMALE
37
52.1%

MALE
34
47.9%

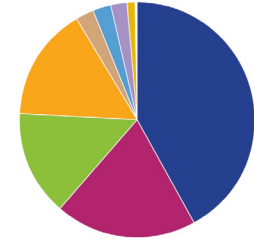
CHILD ABUSE REPORTS PER 1,000 CHILDREN



CASES OF REPEAT ABUSE SUBSTANTIATED REPORTS



TYPES OF ALLEGATIONS SUBSTANTIATED REPORTS



83 TOTAL
ALLEGATIONS

- **35** (42.2%) Sexual Abuse
- **16** (19.3%) Physical Abuse/Bodily Injury
- **12** (14.5%) Serious Physical Neglect
- **13** (15.7%) Reasonable Likelihood of Bodily Injury
- **2** (2.4%) Engaging in Per Se Acts
- **2** (2.4%) Likelihood of Sexual Abuse/Exploitation
- **2** (2.4%) Severe Form of Trafficking in Persons or Sex Trafficking
- **1** (1.2%) Serious Mental Injury

▲ NOTE: A report may have more than one allegation for each report; therefore, the total number of allegations will be greater than the total number of reports.

\$2,762,058

EXPENDITURES CHILD ABUSE
INVESTIGATIONS AND GENERAL
PROTECTIVE SERVICES ASSESSMENTS



2024 SUBSTANTIATED FATALITIES

1/60 MALE **1** FEMALE **0**

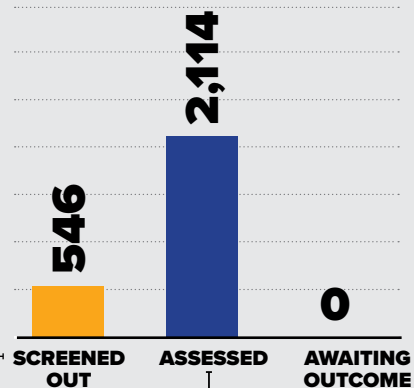
2024 SUBSTANTIATED NEAR FATALITIES

1/82 MALE **1** FEMALE **0**



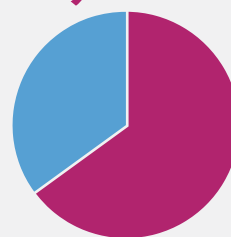
2024 REPORTS OF GENERAL PROTECTIVE SERVICES

2,660
TOTAL REPORTS



BREAKDOWN VALID ASSESSED REPORTS

1,383



■ TOTAL
■ VALID
■ INVALID

NUMBER OF CHILDREN ASSESSED

2,974
TOTAL

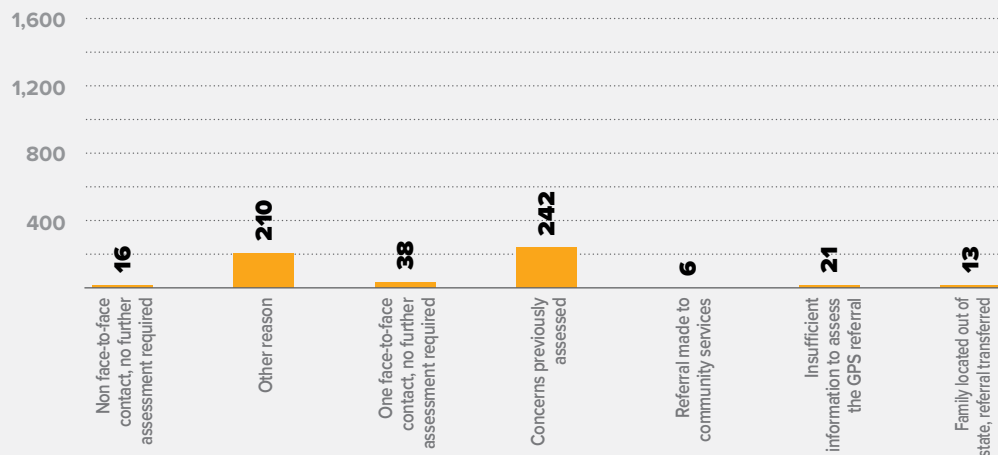
1,939
VALID

CHILDREN
ASSESSED
PER 1,000
CHILDREN

104.2
TOTAL

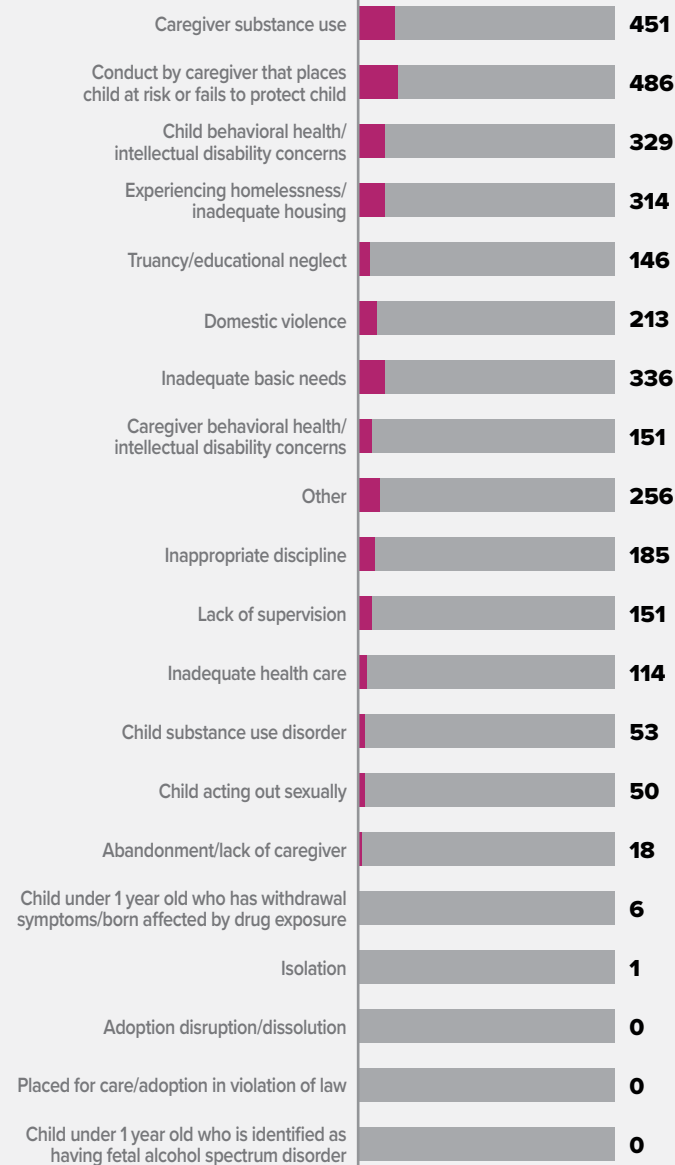
68.0
VALID

BREAKDOWN REPORTS SCREENED OUT BY REASON



VALID GPS CONCERNS BY TYPE

3,260
TOTAL CONCERNS

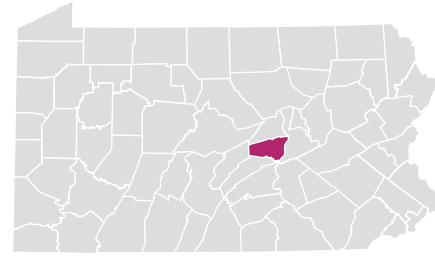


NOTE: A report may have more than one concern for each report; therefore, the total number of concerns will be greater than the total number of reports. In some reports, more than one child was assessed with valid concerns; therefore, the number of children assessed exceeds the number of valid assessed reports.



SNYDER COUNTY

RURAL // POPULATION • 39,711 / POPULATION UNDER 18 • 8,194



2024 REPORTS OF CHILD ABUSE

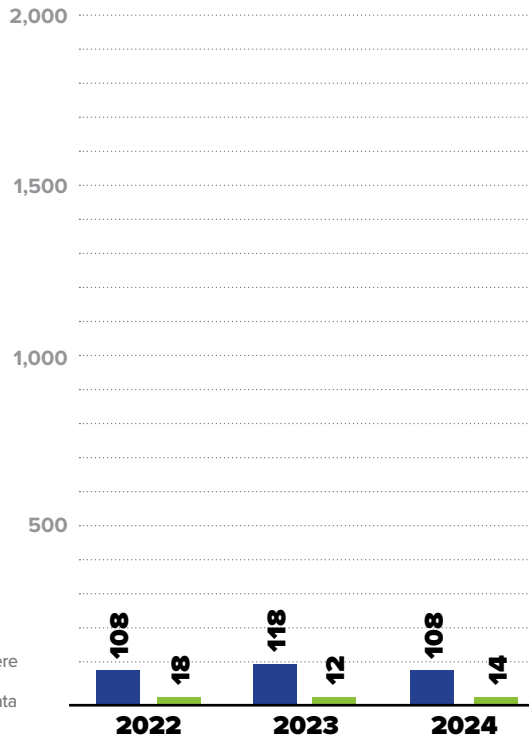
108

■ TOTAL REPORTS

14

■ SUBSTANTIATED
REPORTS

▲ NOTE: CPS and GPS data reported were investigated and substantiated by the CCYA and may vary from statewide data which include both CCYA and OCYF Regional Office investigations.

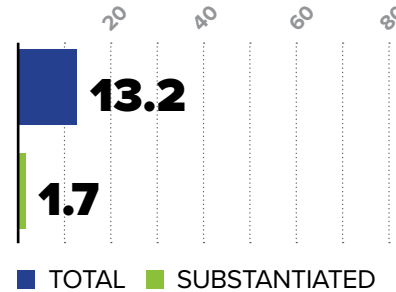


SUBSTANTIATED REPORTS BY SEX OF VICTIM

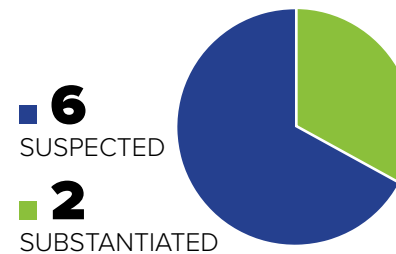
FEMALE
12
85.7%

MALE
2
14.3%

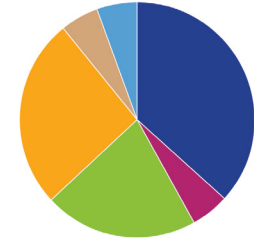
CHILD ABUSE REPORTS PER 1,000 CHILDREN



CASES OF REPEAT ABUSE SUBSTANTIATED REPORTS



TYPES OF ALLEGATIONS SUBSTANTIATED REPORTS



19 TOTAL
ALLEGATIONS

- **7** (36.8%) Sexual Abuse
- **1** (5.3%) Physical Abuse/Bodily Injury
- **4** (21.1%) Serious Physical Neglect
- **5** (26.3%) Reasonable Likelihood of Bodily Injury
- **1** (5.3%) Engaging in Per Se Acts
- **1** (5.3%) Likelihood of Sexual Abuse/Exploitation
- **0** (0.0%) Severe Form of Trafficking in Persons or Sex Trafficking
- **0** (0.0%) Serious Mental Injury

▲ NOTE: A report may have more than one allegation for each report; therefore, the total number of allegations will be greater than the total number of reports.

\$927,191

EXPENDITURES CHILD ABUSE
INVESTIGATIONS AND GENERAL
PROTECTIVE SERVICES ASSESSMENTS



2024 SUBSTANTIATED FATALITIES

0/60 MALE FEMALE

2024 SUBSTANTIATED NEAR FATALITIES

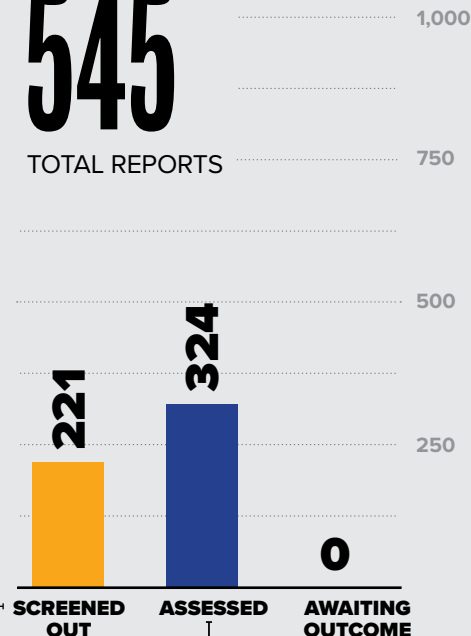
0/82 MALE FEMALE



2024 REPORTS OF GENERAL PROTECTIVE SERVICES

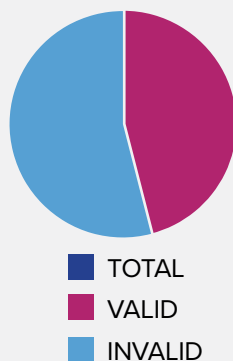
545

TOTAL REPORTS



BREAKDOWN VALID ASSESSED REPORTS

149



NUMBER OF CHILDREN ASSESSED

460 TOTAL

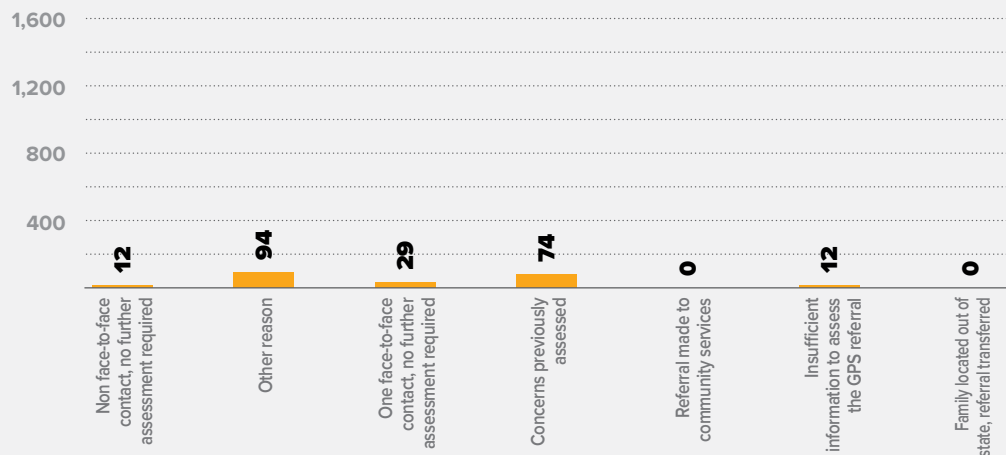
206 VALID

CHILDREN ASSESSED PER 1,000 CHILDREN

56.1 TOTAL

25.1 VALID

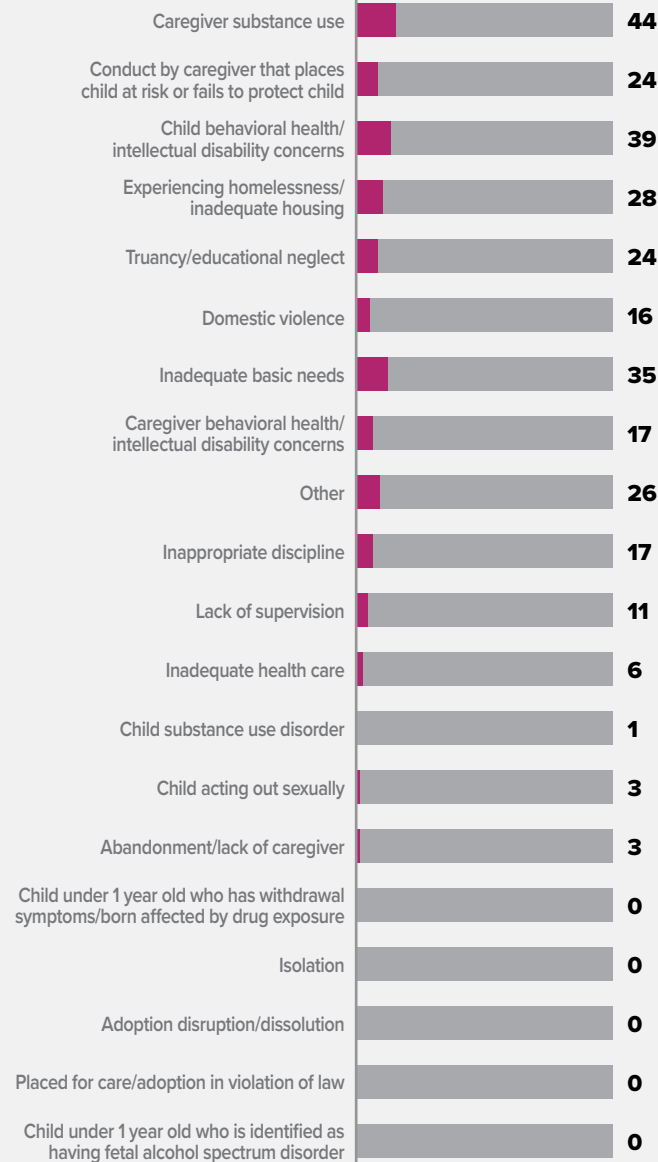
BREAKDOWN REPORTS SCREENED OUT BY REASON



VALID GPS CONCERNS BY TYPE

294

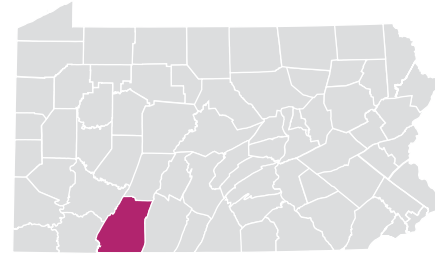
TOTAL CONCERNS





SOMERSET COUNTY

RURAL // POPULATION • 73,255 / POPULATION UNDER 18 • 13,353



2024 REPORTS OF CHILD ABUSE

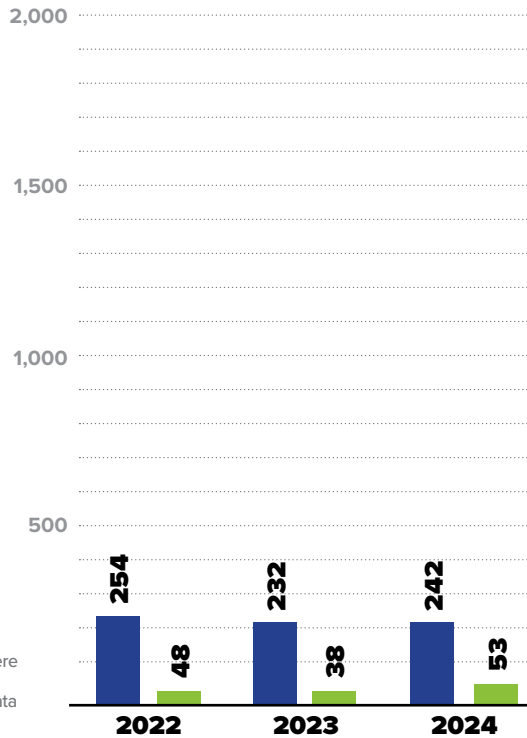
242

■ TOTAL REPORTS

53

■ SUBSTANTIATED
REPORTS

▲ NOTE: CPS and GPS data reported were investigated and substantiated by the CCYA and may vary from statewide data which include both CCYA and OCYF Regional Office investigations.



SUBSTANTIATED REPORTS BY SEX OF VICTIM

FEMALE

28

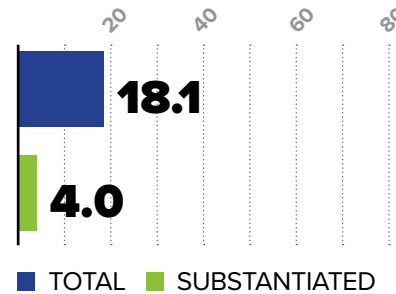
52.8%

MALE

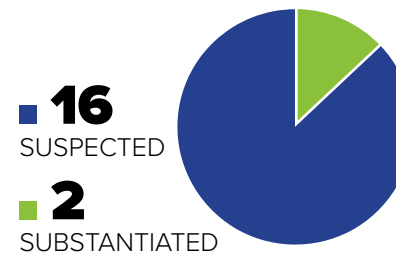
25

47.2%

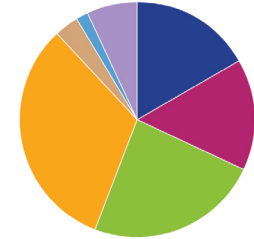
CHILD ABUSE REPORTS PER 1,000 CHILDREN



CASES OF REPEAT ABUSE SUBSTANTIATED REPORTS



TYPES OF ALLEGATIONS SUBSTANTIATED REPORTS



59 TOTAL
ALLEGATIONS

- **10** (16.9%) Sexual Abuse
- **9** (15.3%) Physical Abuse/Bodily Injury
- **14** (23.7%) Serious Physical Neglect
- **19** (32.2%) Reasonable Likelihood of Bodily Injury
- **2** (3.4%) Engaging in Per Se Acts
- **1** (1.7%) Likelihood of Sexual Abuse/Exploitation
- **4** (6.8%) Severe Form of Trafficking in Persons or Sex Trafficking
- **0** (0.0%) Serious Mental Injury

▲ NOTE: A report may have more than one allegation for each report; therefore, the total number of allegations will be greater than the total number of reports.

\$831,312

EXPENDITURES CHILD ABUSE
INVESTIGATIONS AND GENERAL
PROTECTIVE SERVICES ASSESSMENTS

2023

\$1.14M

\$272.59M

2024

\$831,312

\$287.67M

■ COUNTY
■ STATEWIDE
TOTAL

2024 SUBSTANTIATED FATALITIES

1/60

MALE **1**

FEMALE **0**

2024 SUBSTANTIATED NEAR FATALITIES

2/82

MALE **1**

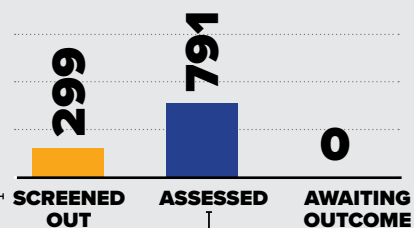
FEMALE **1**



2024 REPORTS OF GENERAL PROTECTIVE SERVICES

1,090

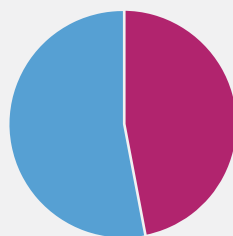
TOTAL REPORTS



6,000
5,000
4,000
3,000
2,000
1,000

BREAKDOWN VALID ASSESSED REPORTS

374



■ TOTAL
■ VALID
■ INVALID

NUMBER OF CHILDREN ASSESSED

1,132

TOTAL

526

VALID

CHILDREN ASSESSED PER 1,000 CHILDREN

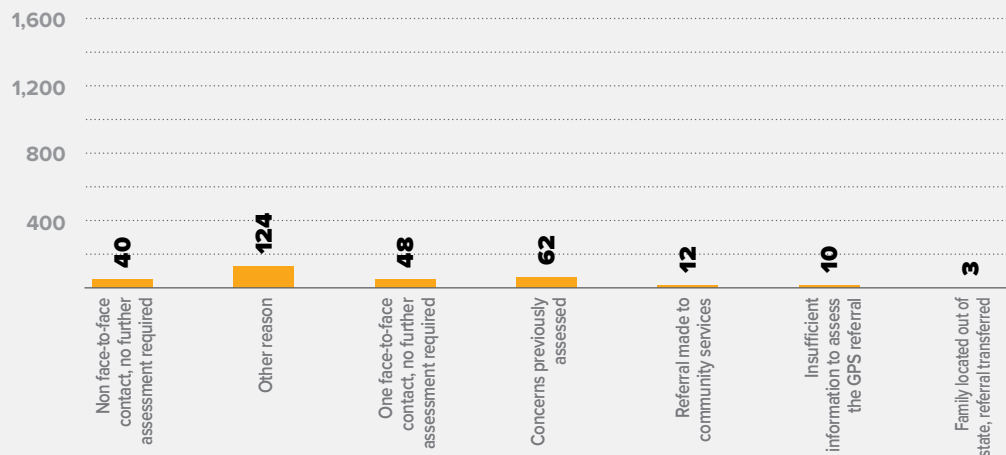
84.8

TOTAL

39.4

VALID

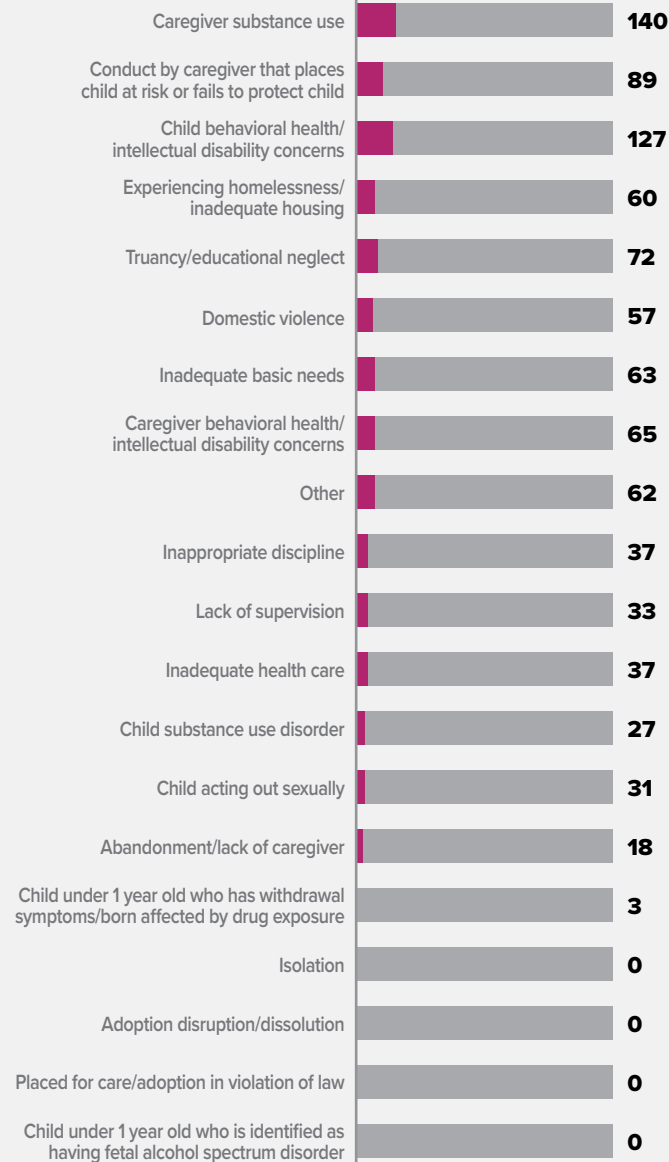
BREAKDOWN REPORTS SCREENED OUT BY REASON



VALID GPS CONCERNS BY TYPE

921

TOTAL CONCERNS



SOMERSET COUNTY

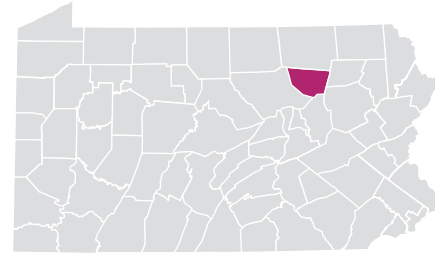
NOTE: A report may have more than one concern for each report; therefore, the total number of concerns will be greater than the total number of reports. In some reports, more than one child was assessed with valid concerns; therefore, the number of children assessed exceeds the number of valid assessed reports.





SULLIVAN COUNTY

RURAL // POPULATION • 5,849 / POPULATION UNDER 18 • 595



2024 REPORTS OF CHILD ABUSE

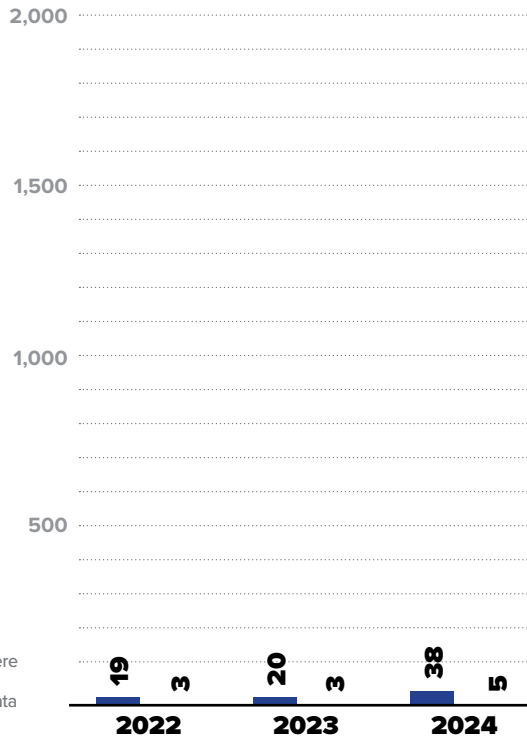
38

■ TOTAL REPORTS

5

■ SUBSTANTIATED
REPORTS

▲ NOTE: CPS and GPS data reported were investigated and substantiated by the CCYA and may vary from statewide data which include both CCYA and OCYF Regional Office investigations.



SUBSTANTIATED REPORTS BY SEX OF VICTIM

FEMALE

3

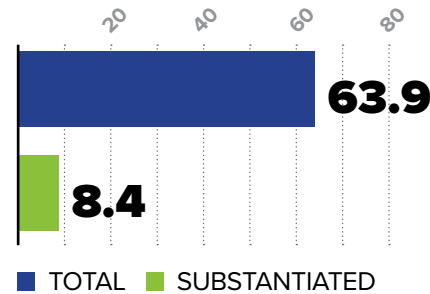
60.0%

MALE

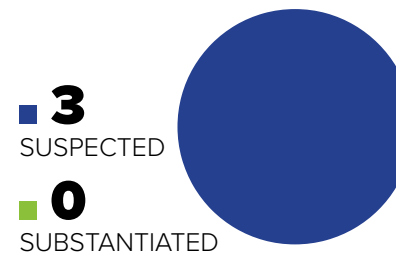
2

40.0%

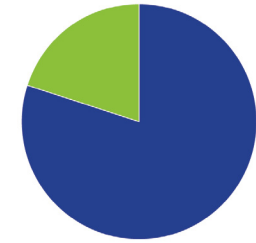
CHILD ABUSE REPORTS PER 1,000 CHILDREN



CASES OF REPEAT ABUSE SUBSTANTIATED REPORTS



TYPES OF ALLEGATIONS SUBSTANTIATED REPORTS



5 TOTAL
ALLEGATIONS

- **4** (80.0%) Sexual Abuse
- **0** (0.0%) Physical Abuse/Bodily Injury
- **1** (20.0%) Serious Physical Neglect
- **0** (0.0%) Reasonable Likelihood of Bodily Injury
- **0** (0.0%) Engaging in Per Se Acts
- **0** (0.0%) Likelihood of Sexual Abuse/Exploitation
- **0** (0.0%) Severe Form of Trafficking in Persons or Sex Trafficking
- **0** (0.0%) Serious Mental Injury

▲ NOTE: A report may have more than one allegation for each report; therefore, the total number of allegations will be greater than the total number of reports.

\$226,180

EXPENDITURES CHILD ABUSE
INVESTIGATIONS AND GENERAL
PROTECTIVE SERVICES ASSESSMENTS

2023

\$240,583

2024

\$226,180

\$272.59M

\$287.67M

■ COUNTY
■ STATEWIDE
TOTAL

2024 SUBSTANTIATED FATALITIES

1/60

MALE **1**

FEMALE **0**

2024 SUBSTANTIATED NEAR FATALITIES

0/82

MALE **0**

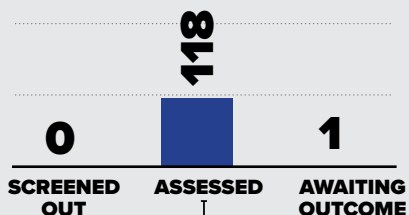
FEMALE **0**



2024 REPORTS OF GENERAL PROTECTIVE SERVICES

119

TOTAL REPORTS



1,000

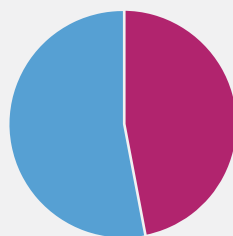
750

500

250

BREAKDOWN VALID ASSESSED REPORTS

55



■ TOTAL
■ VALID
■ INVALID

NUMBER OF CHILDREN ASSESSED

164 TOTAL

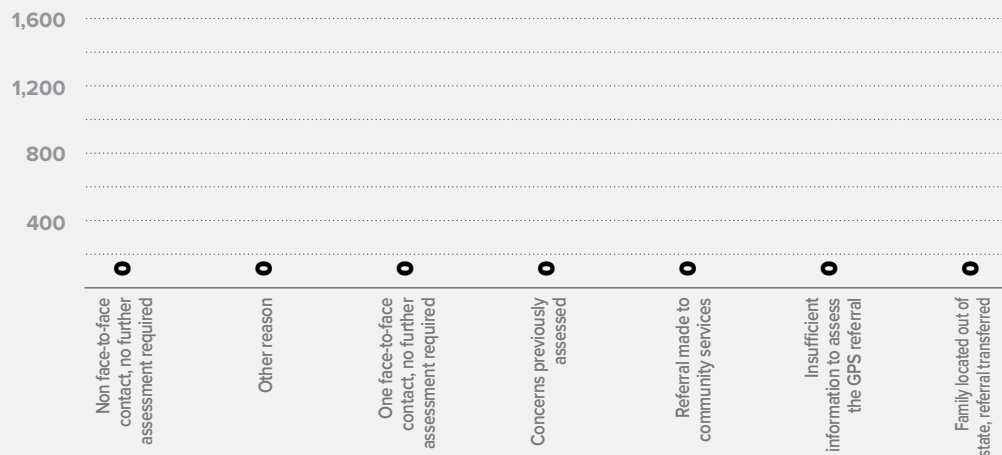
75 VALID

CHILDREN ASSESSED PER 1,000 CHILDREN

275.6 TOTAL

126.1 VALID

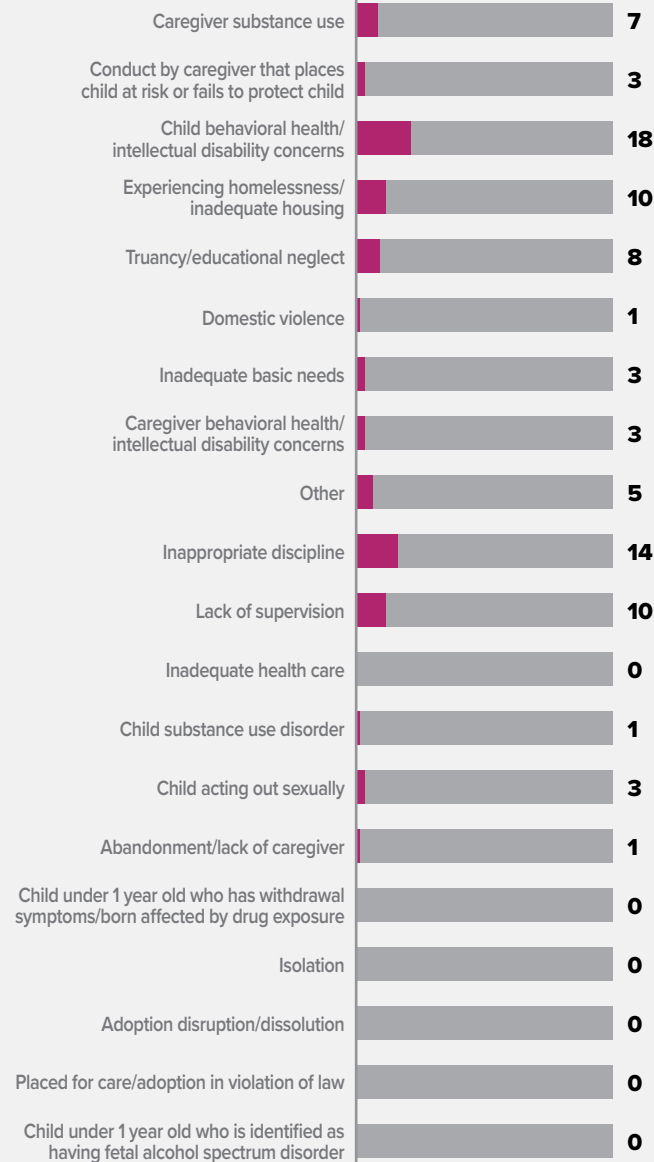
BREAKDOWN REPORTS SCREENED OUT BY REASON



VALID GPS CONCERNS BY TYPE

87

TOTAL CONCERNS



SULLIVAN COUNTY

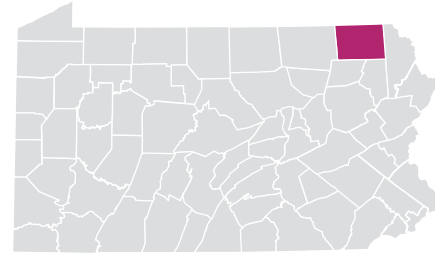
NOTE: A report may have more than one concern for each report; therefore, the total number of concerns will be greater than the total number of reports. In some reports, more than one child was assessed with valid concerns; therefore, the number of children assessed exceeds the number of valid assessed reports.





SUSQUEHANNA COUNTY

RURAL // POPULATION • 38,349 / POPULATION UNDER 18 • 7,212



2024 REPORTS OF CHILD ABUSE


125

■ TOTAL REPORTS

9

■ SUBSTANTIATED
REPORTS

▲ NOTE: CPS and GPS data reported were investigated and substantiated by the CCYA and may vary from statewide data which include both CCYA and OCYF Regional Office investigations.



SUBSTANTIATED REPORTS BY SEX OF VICTIM

FEMALE

6

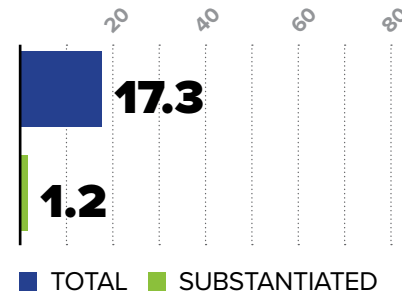
66.7%

MALE

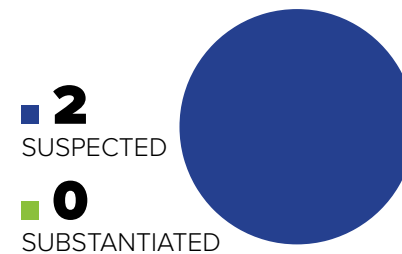
3

33.3%

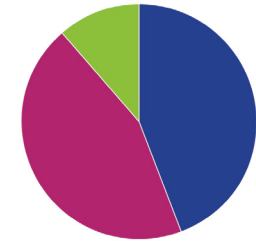
CHILD ABUSE REPORTS PER 1,000 CHILDREN



CASES OF REPEAT ABUSE SUBSTANTIATED REPORTS



TYPES OF ALLEGATIONS SUBSTANTIATED REPORTS



9 TOTAL ALLEGATIONS

- 4 (44.4%) Sexual Abuse
- 4 (44.4%) Physical Abuse/Bodily Injury
- 1 (11.1%) Serious Physical Neglect
- 0 (0.0%) Reasonable Likelihood of Bodily Injury
- 0 (0.0%) Engaging in Per Se Acts
- 0 (0.0%) Likelihood of Sexual Abuse/Exploitation
- 0 (0.0%) Severe Form of Trafficking in Persons or Sex Trafficking
- 0 (0.0%) Serious Mental Injury

▲ NOTE: A report may have more than one allegation for each report; therefore, the total number of allegations will be greater than the total number of reports.

\$516,670

EXPENDITURES CHILD ABUSE
INVESTIGATIONS AND GENERAL
PROTECTIVE SERVICES ASSESSMENTS



2024 SUBSTANTIATED FATALITIES

0/60 MALE FEMALE

2024 SUBSTANTIATED NEAR FATALITIES

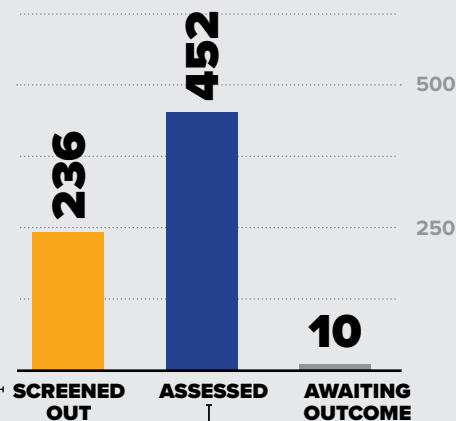
0/82 MALE FEMALE



2024 REPORTS OF GENERAL PROTECTIVE SERVICES

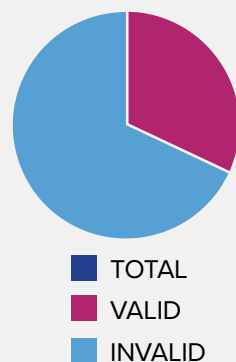
698

TOTAL REPORTS



BREAKDOWN VALID ASSESSED REPORTS

145



NUMBER OF CHILDREN ASSESSED

637 TOTAL

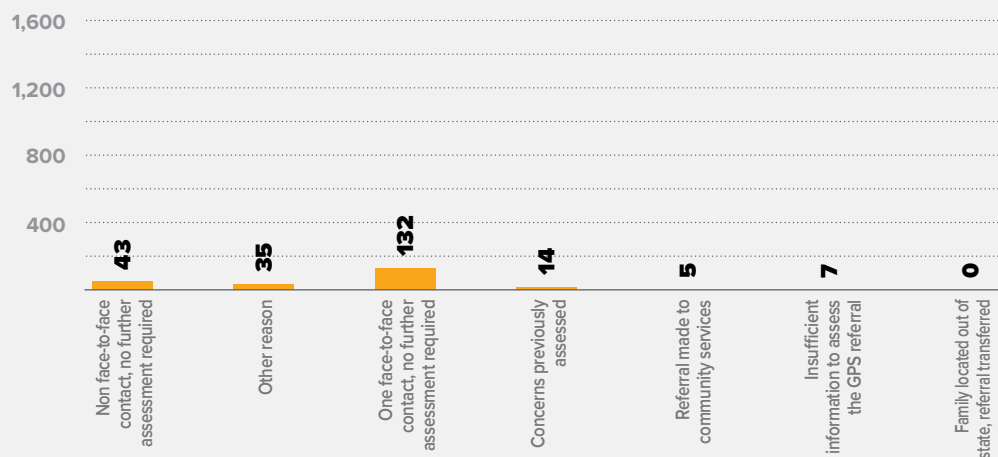
217 VALID

CHILDREN
ASSESSED
PER 1,000
CHILDREN

88.3 TOTAL

30.1 VALID

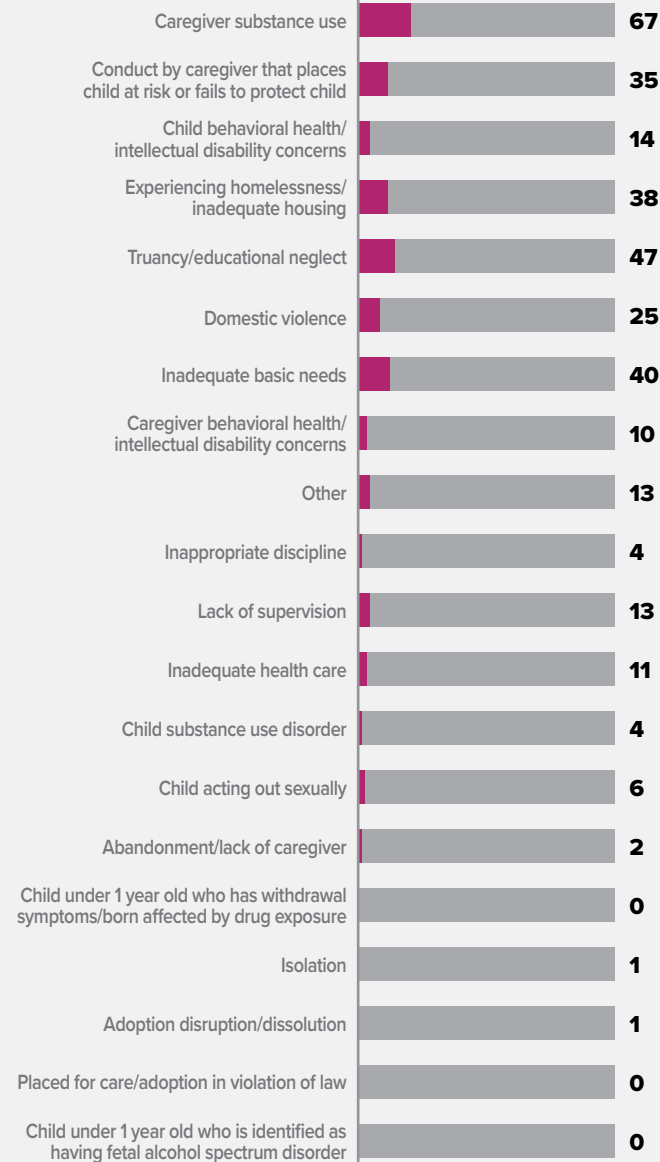
BREAKDOWN REPORTS SCREENED OUT BY REASON



VALID GPS CONCERNS BY TYPE

331

TOTAL CONCERNS



SUSQUEHANNA COUNTY

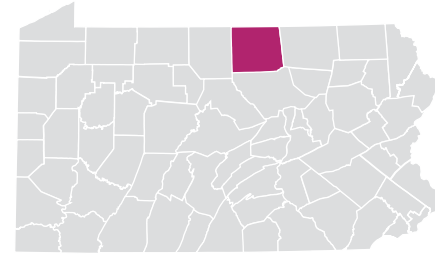
NOTE: A report may have more than one concern for each report; therefore, the total number of concerns will be greater than the total number of reports. In some reports, more than one child was assessed with valid concerns; therefore, the number of children assessed exceeds the number of valid assessed reports.





TIOGA COUNTY

RURAL // POPULATION • 41,078 / POPULATION UNDER 18 • 8,111



2024 REPORTS OF CHILD ABUSE

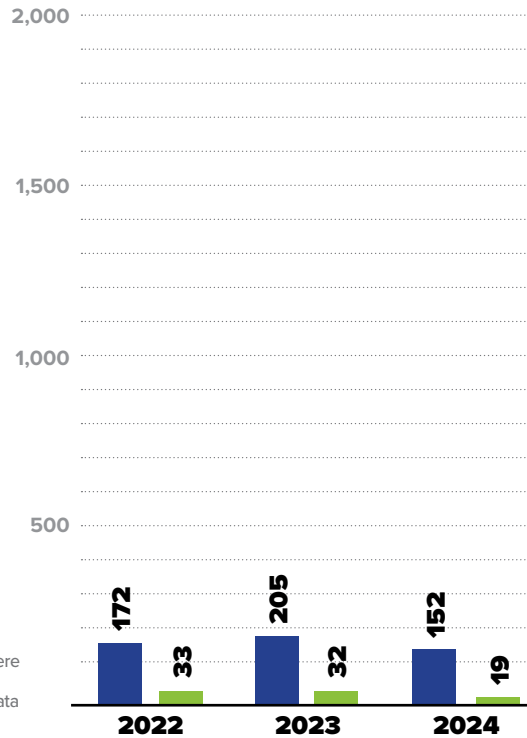
152

■ TOTAL REPORTS

19

■ SUBSTANTIATED
REPORTS

▲ NOTE: CPS and GPS data reported were investigated and substantiated by the CCYA and may vary from statewide data which include both CCYA and OCYF Regional Office investigations.

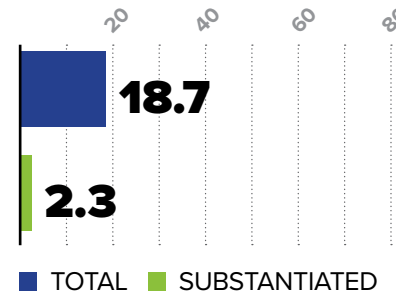


SUBSTANTIATED REPORTS BY SEX OF VICTIM

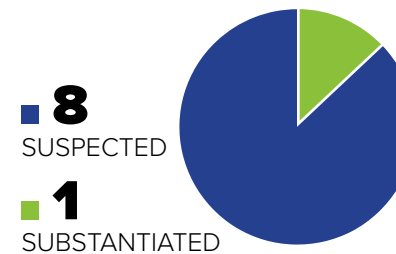
FEMALE
15
78.9%

MALE
4
21.1%

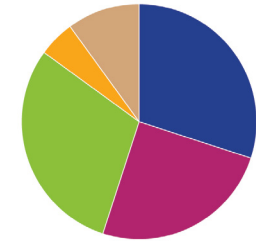
CHILD ABUSE REPORTS PER 1,000 CHILDREN



CASES OF REPEAT ABUSE SUBSTANTIATED REPORTS



TYPES OF ALLEGATIONS SUBSTANTIATED REPORTS




20 TOTAL
ALLEGATIONS

- **6** (30.0%) Sexual Abuse
- **5** (25.0%) Physical Abuse/Bodily Injury
- **6** (30.0%) Serious Physical Neglect
- **1** (5.0%) Reasonable Likelihood of Bodily Injury
- **2** (10.0%) Engaging in Per Se Acts
- **0** (0.0%) Likelihood of Sexual Abuse/Exploitation
- **0** (0.0%) Severe Form of Trafficking in Persons or Sex Trafficking
- **0** (0.0%) Serious Mental Injury

▲ NOTE: A report may have more than one allegation for each report; therefore, the total number of allegations will be greater than the total number of reports.

\$2,993,056

EXPENDITURES CHILD ABUSE
INVESTIGATIONS AND GENERAL
PROTECTIVE SERVICES ASSESSMENTS



2024 SUBSTANTIATED FATALITIES

0/60 MALE FEMALE

2024 SUBSTANTIATED NEAR FATALITIES

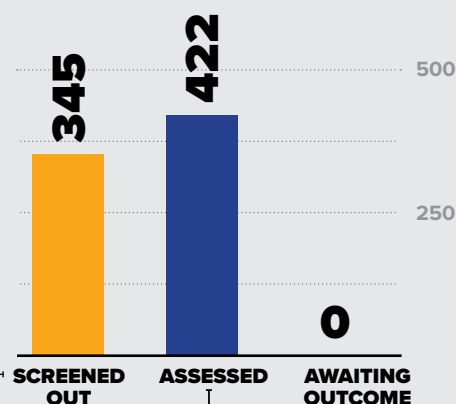
1/82 MALE FEMALE



2024 REPORTS OF GENERAL PROTECTIVE SERVICES

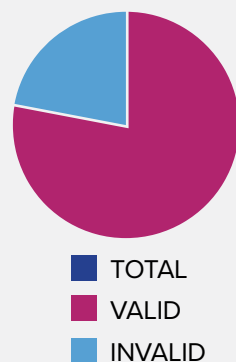
767

TOTAL REPORTS



BREAKDOWN VALID ASSESSED REPORTS

329



NUMBER OF CHILDREN ASSESSED

684 TOTAL

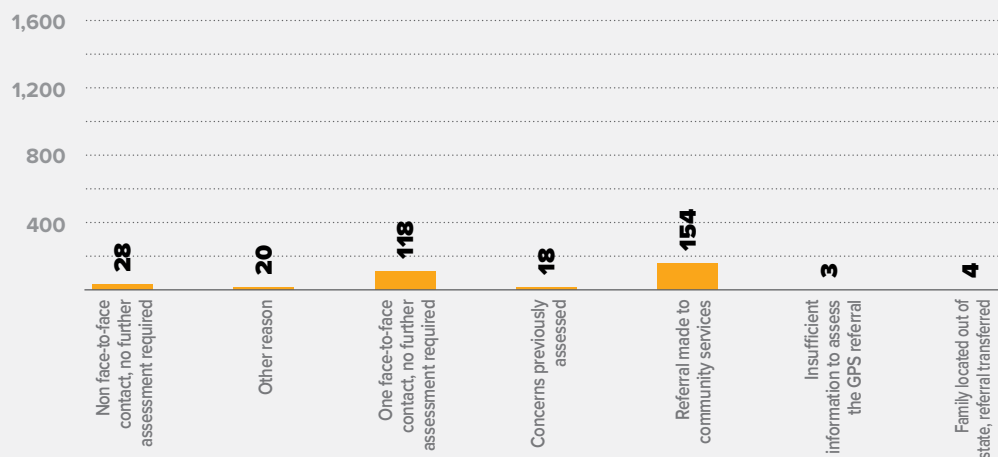
551 VALID

CHILDREN
ASSESSED
PER 1,000
CHILDREN

84.3 TOTAL

67.9 VALID

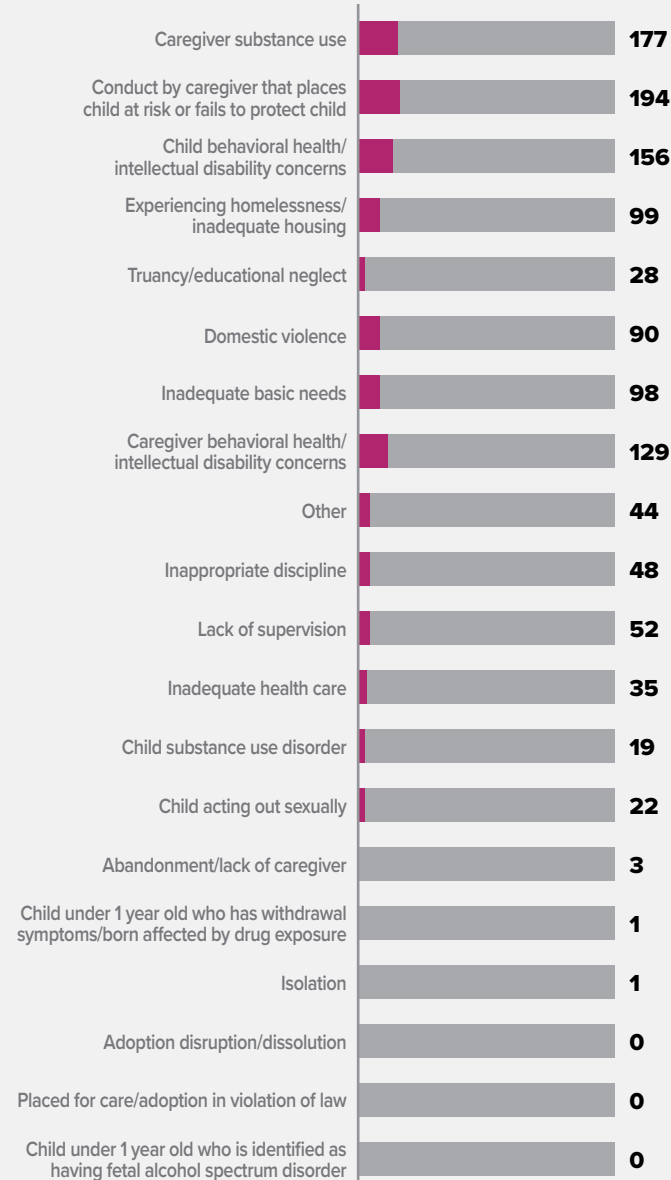
BREAKDOWN REPORTS SCREENED OUT BY REASON



VALID GPS CONCERNS BY TYPE

1,196

TOTAL CONCERNS

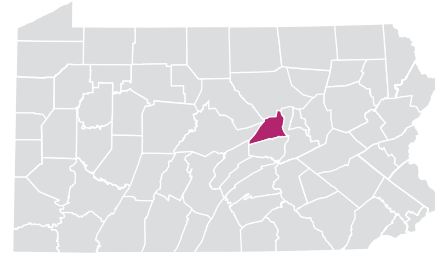


NOTE: A report may have more than one concern for each report; therefore, the total number of concerns will be greater than the total number of reports. In some reports, more than one child was assessed with valid concerns; therefore, the number of children assessed exceeds the number of valid assessed reports.



UNION COUNTY

RURAL // POPULATION • 42,570 / POPULATION UNDER 18 • 7,451



2024 REPORTS OF CHILD ABUSE


85

■ TOTAL REPORTS

19

■ SUBSTANTIATED
REPORTS

▲ NOTE: CPS and GPS data reported were investigated and substantiated by the CCYA and may vary from statewide data which include both CCYA and OCYF Regional Office investigations.



SUBSTANTIATED REPORTS BY SEX OF VICTIM

FEMALE

13

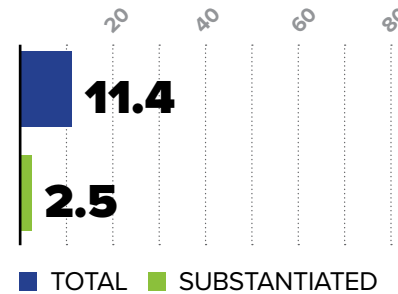
68.4%

MALE

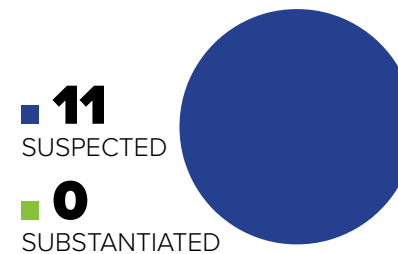
6

31.6%

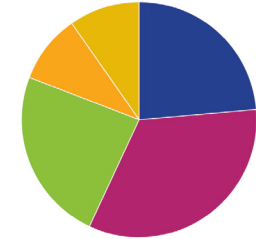
CHILD ABUSE REPORTS PER 1,000 CHILDREN



CASES OF REPEAT ABUSE SUBSTANTIATED REPORTS



TYPES OF ALLEGATIONS SUBSTANTIATED REPORTS



21 TOTAL
ALLEGATIONS

- **5** (23.8%) Sexual Abuse
- **7** (33.3%) Physical Abuse/Bodily Injury
- **5** (23.8%) Serious Physical Neglect
- **2** (9.5%) Reasonable Likelihood of Bodily Injury
- **0** (0.0%) Engaging in Per Se Acts
- **0** (0.0%) Likelihood of Sexual Abuse/Exploitation
- **0** (0.0%) Severe Form of Trafficking in Persons or Sex Trafficking
- **2** (9.5%) Serious Mental Injury

▲ NOTE: A report may have more than one allegation for each report; therefore, the total number of allegations will be greater than the total number of reports.

\$498,633

EXPENDITURES CHILD ABUSE
INVESTIGATIONS AND GENERAL
PROTECTIVE SERVICES ASSESSMENTS

2023

\$521,383

\$272.59M

2024

\$498,633

\$287.67M

■ COUNTY
■ STATEWIDE
TOTAL

2024 SUBSTANTIATED FATALITIES

0/60

MALE 0

FEMALE 0

2024 SUBSTANTIATED NEAR FATALITIES

0/82

MALE 0

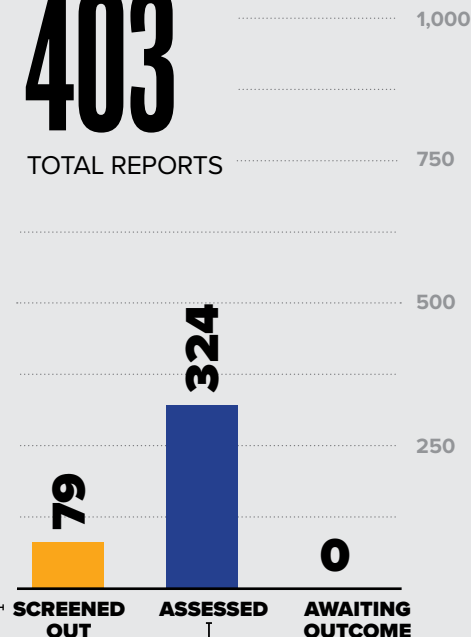
FEMALE 0



2024 REPORTS OF GENERAL PROTECTIVE SERVICES

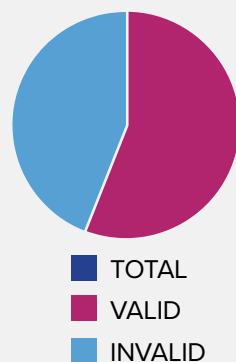
403

TOTAL REPORTS



BREAKDOWN VALID ASSESSED REPORTS

183



NUMBER OF CHILDREN ASSESSED

445 TOTAL

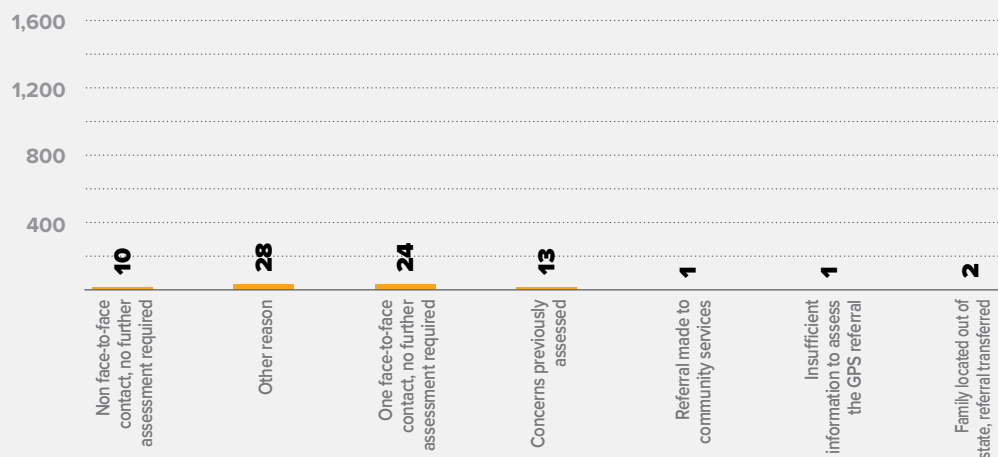
252 VALID

CHILDREN
ASSESSED
PER 1,000
CHILDREN

59.7 TOTAL

33.8 VALID

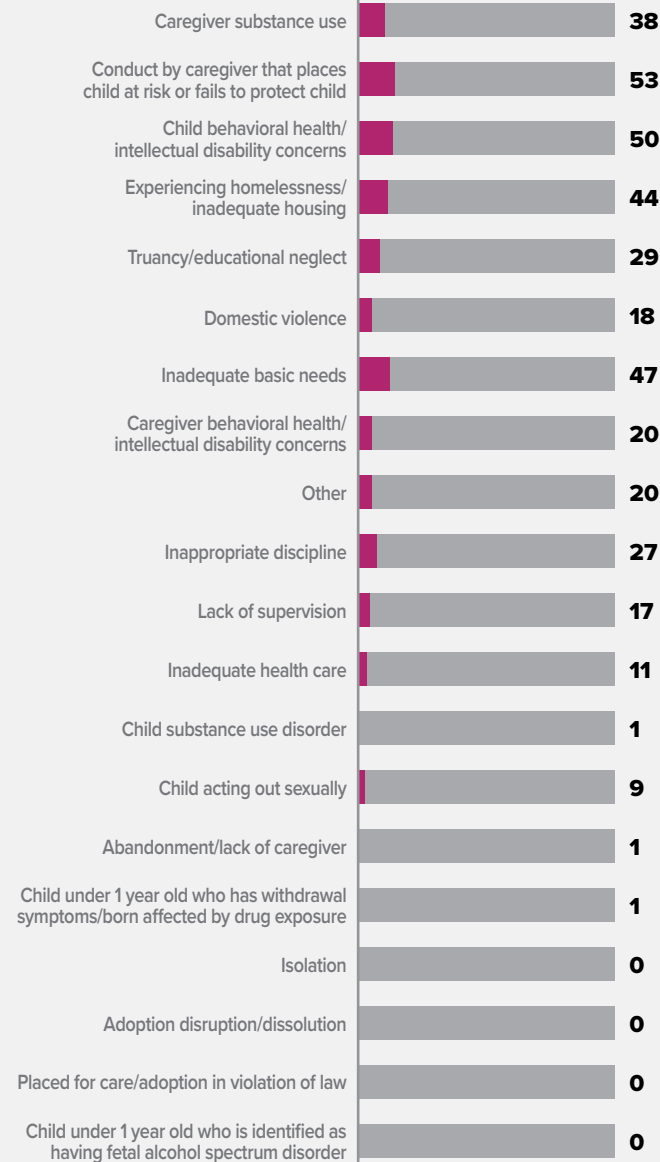
BREAKDOWN REPORTS SCREENED OUT BY REASON



VALID GPS CONCERNS BY TYPE

386

TOTAL CONCERNS



UNION COUNTY

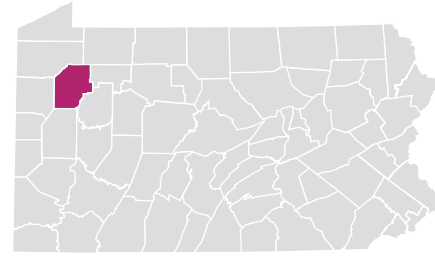
NOTE: A report may have more than one concern for each report; therefore, the total number of concerns will be greater than the total number of reports. In some reports, more than one child was assessed with valid concerns; therefore, the number of children assessed exceeds the number of valid assessed reports.





VENANGO COUNTY

RURAL // POPULATION • 50,096 / POPULATION UNDER 18 • 9,582



2024 REPORTS OF CHILD ABUSE

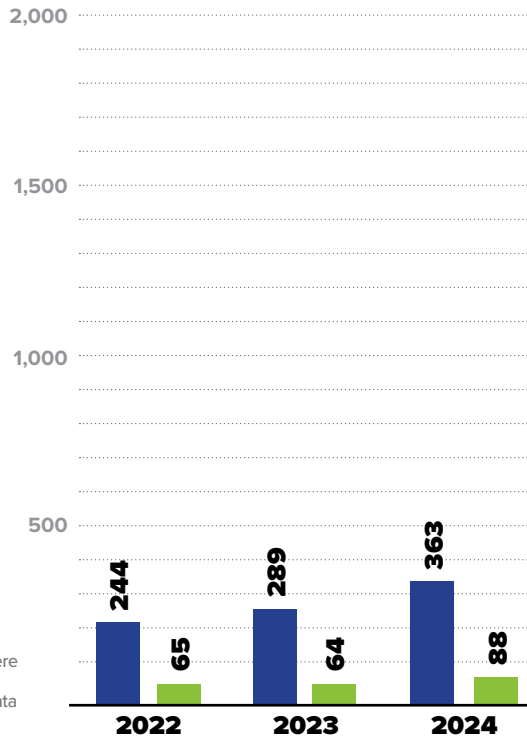
363

■ TOTAL REPORTS

88

■ SUBSTANTIATED
REPORTS

▲ NOTE: CPS and GPS data reported were investigated and substantiated by the CCYA and may vary from statewide data which include both CCYA and OCYF Regional Office investigations.

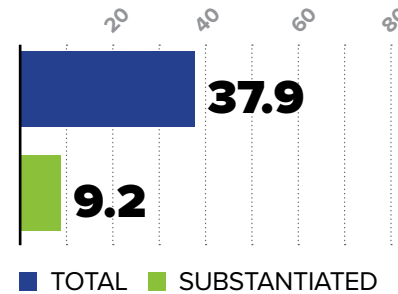


SUBSTANTIATED REPORTS BY SEX OF VICTIM

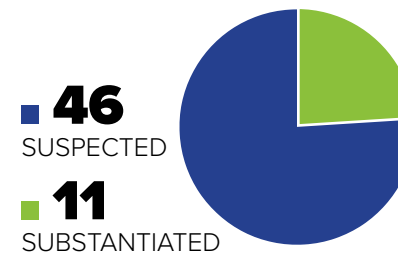
FEMALE
62
70.5%

MALE
26
29.5%

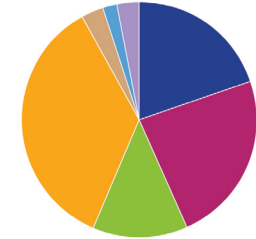
CHILD ABUSE REPORTS PER 1,000 CHILDREN



CASES OF REPEAT ABUSE SUBSTANTIATED REPORTS



TYPES OF ALLEGATIONS SUBSTANTIATED REPORTS




101 TOTAL
ALLEGATIONS

- **20** (19.8%) Sexual Abuse
- **24** (23.8%) Physical Abuse/Bodily Injury
- **13** (12.9%) Serious Physical Neglect
- **36** (35.6%) Reasonable Likelihood of Bodily Injury
- **3** (3.0%) Engaging in Per Se Acts
- **2** (2.0%) Likelihood of Sexual Abuse/Exploitation
- **3** (3.0%) Severe Form of Trafficking in Persons or Sex Trafficking
- **0** (0.0%) Serious Mental Injury

▲ NOTE: A report may have more than one allegation for each report; therefore, the total number of allegations will be greater than the total number of reports.

\$1,600,552

EXPENDITURES CHILD ABUSE
INVESTIGATIONS AND GENERAL
PROTECTIVE SERVICES ASSESSMENTS



2024 SUBSTANTIATED FATALITIES

0/60 MALE FEMALE

2024 SUBSTANTIATED NEAR FATALITIES

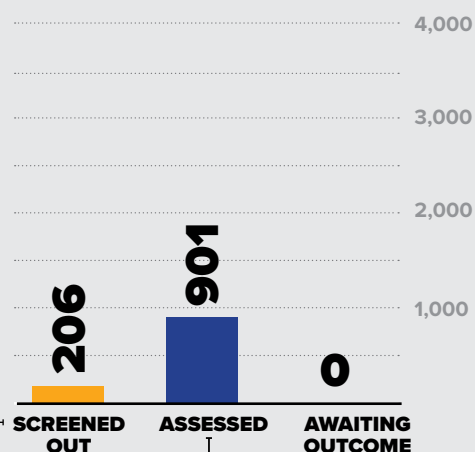
0/82 MALE FEMALE



2024 REPORTS OF GENERAL PROTECTIVE SERVICES

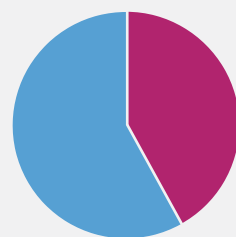
1,107

TOTAL REPORTS



BREAKDOWN VALID ASSESSED REPORTS

381



TOTAL
VALID
INVALID

NUMBER OF CHILDREN ASSESSED

1,362 TOTAL

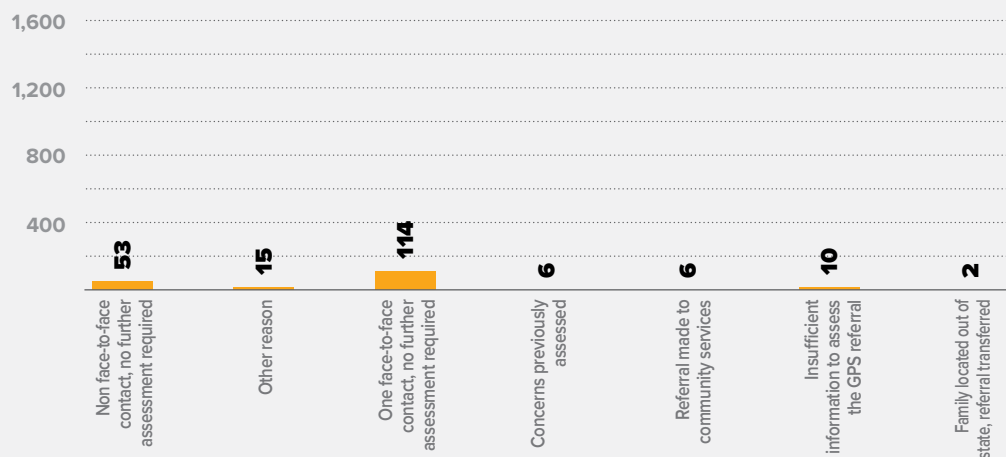
576 VALID

CHILDREN
ASSESSED
PER 1,000
CHILDREN

142.1 TOTAL

60.1 VALID

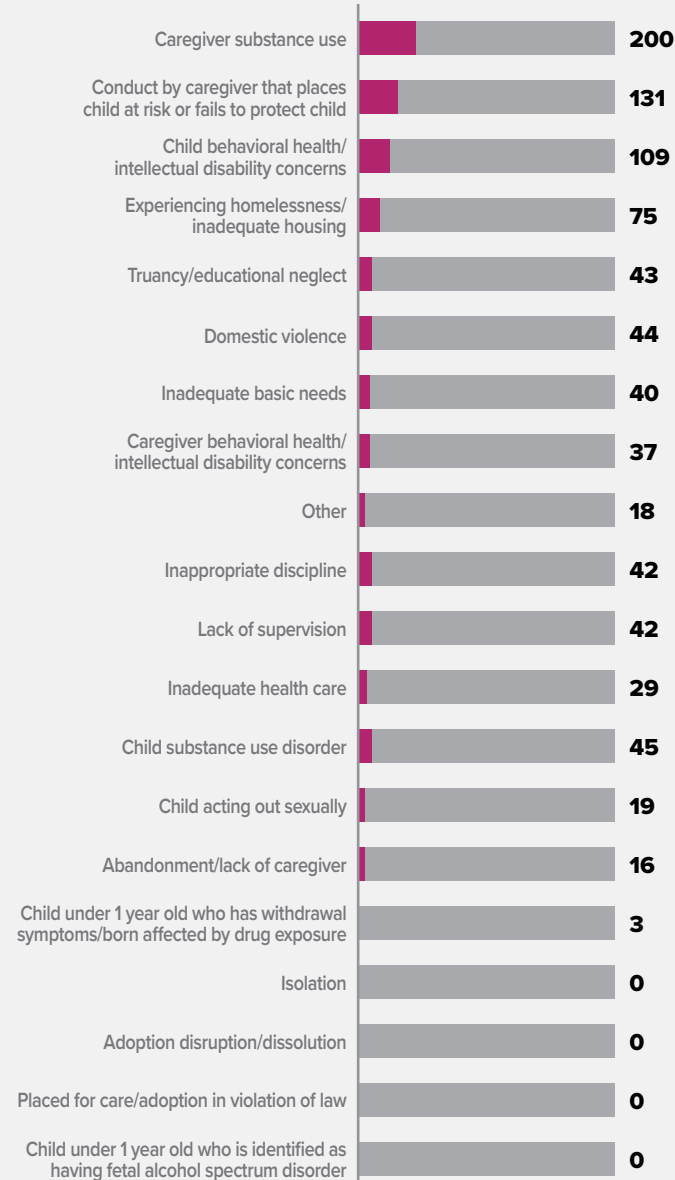
BREAKDOWN REPORTS SCREENED OUT BY REASON



VALID GPS CONCERNS BY TYPE

893

TOTAL CONCERNS

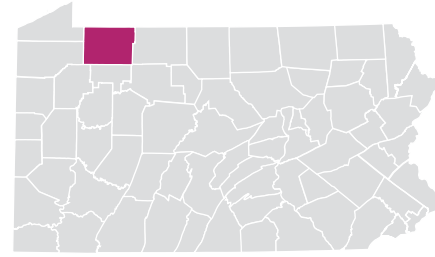


NOTE: A report may have more than one concern for each report; therefore, the total number of concerns will be greater than the total number of reports. In some reports, more than one child was assessed with valid concerns; therefore, the number of children assessed exceeds the number of valid assessed reports.



WARREN COUNTY

RURAL // POPULATION • 38,174 / POPULATION UNDER 18 • 7,485



2024 REPORTS OF CHILD ABUSE

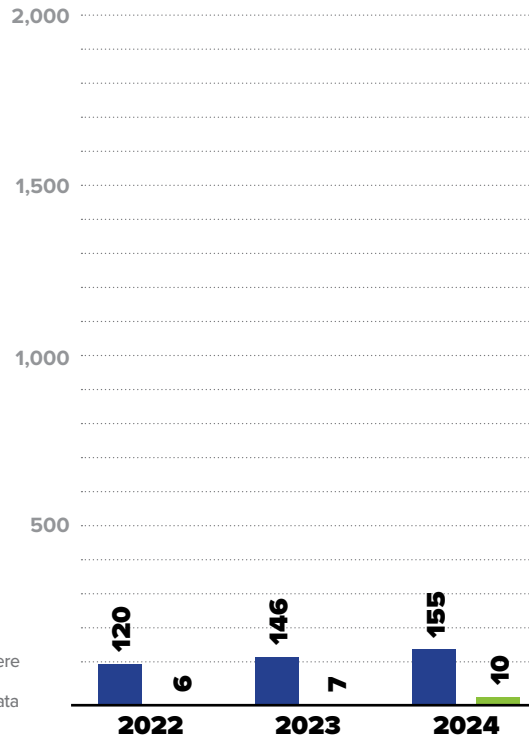
155

■ TOTAL REPORTS

10

■ SUBSTANTIATED
REPORTS

▲ NOTE: CPS and GPS data reported were investigated and substantiated by the CCYA and may vary from statewide data which include both CCYA and OCYF Regional Office investigations.



SUBSTANTIATED REPORTS BY SEX OF VICTIM

FEMALE

5

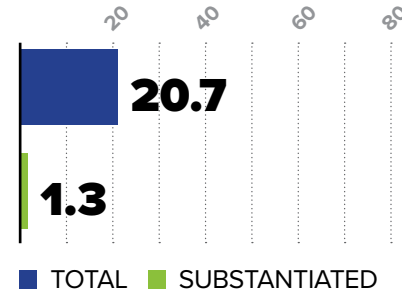
50.0%

MALE

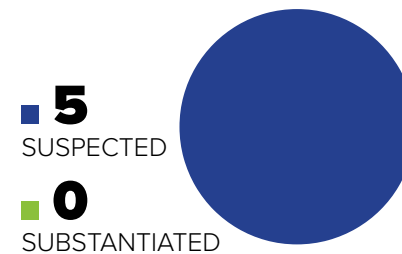
5

50.0%

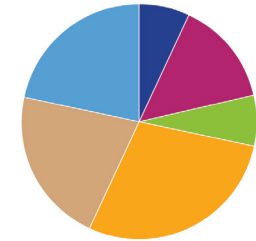
CHILD ABUSE REPORTS PER 1,000 CHILDREN



CASES OF REPEAT ABUSE SUBSTANTIATED REPORTS



TYPES OF ALLEGATIONS SUBSTANTIATED REPORTS



14 TOTAL
ALLEGATIONS

- **1** (7.1%) Sexual Abuse
- **2** (14.3%) Physical Abuse/Bodily Injury
- **1** (7.1%) Serious Physical Neglect
- **4** (28.6%) Reasonable Likelihood of Bodily Injury
- **3** (21.4%) Engaging in Per Se Acts
- **3** (21.4%) Likelihood of Sexual Abuse/Exploitation
- **0** (0.0%) Severe Form of Trafficking in Persons or Sex Trafficking
- **0** (0.0%) Serious Mental Injury

▲ NOTE: A report may have more than one allegation for each report; therefore, the total number of allegations will be greater than the total number of reports.

\$1,021,326

EXPENDITURES CHILD ABUSE
INVESTIGATIONS AND GENERAL
PROTECTIVE SERVICES ASSESSMENTS

2023

\$957,934

\$272.59M

2024

\$1.02M

\$287.67M

■ COUNTY
■ STATEWIDE
TOTAL

2024 SUBSTANTIATED FATALITIES

0/60

MALE 0

FEMALE 0

2024 SUBSTANTIATED NEAR FATALITIES

0/82

MALE 0

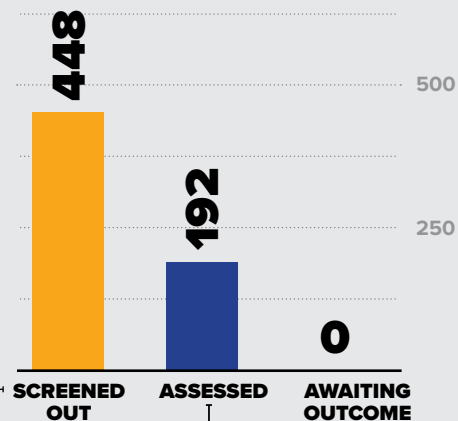
FEMALE 0



2024 REPORTS OF GENERAL PROTECTIVE SERVICES

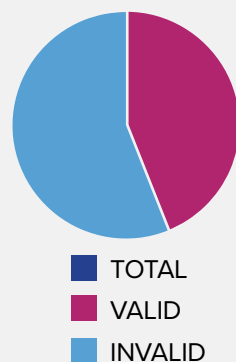
640

TOTAL REPORTS



BREAKDOWN VALID ASSESSED REPORTS

84



NUMBER OF CHILDREN ASSESSED

291 TOTAL

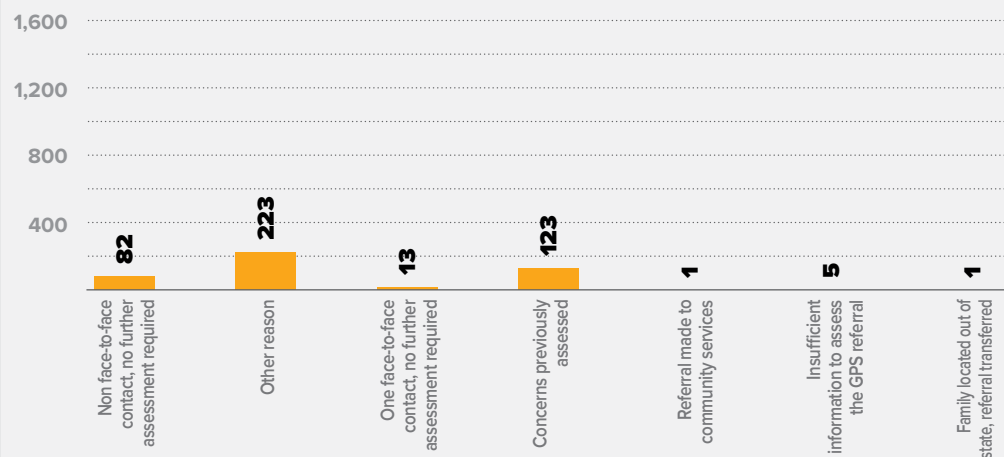
129 VALID

CHILDREN
ASSESSED
PER 1,000
CHILDREN

38.9 TOTAL

17.2 VALID

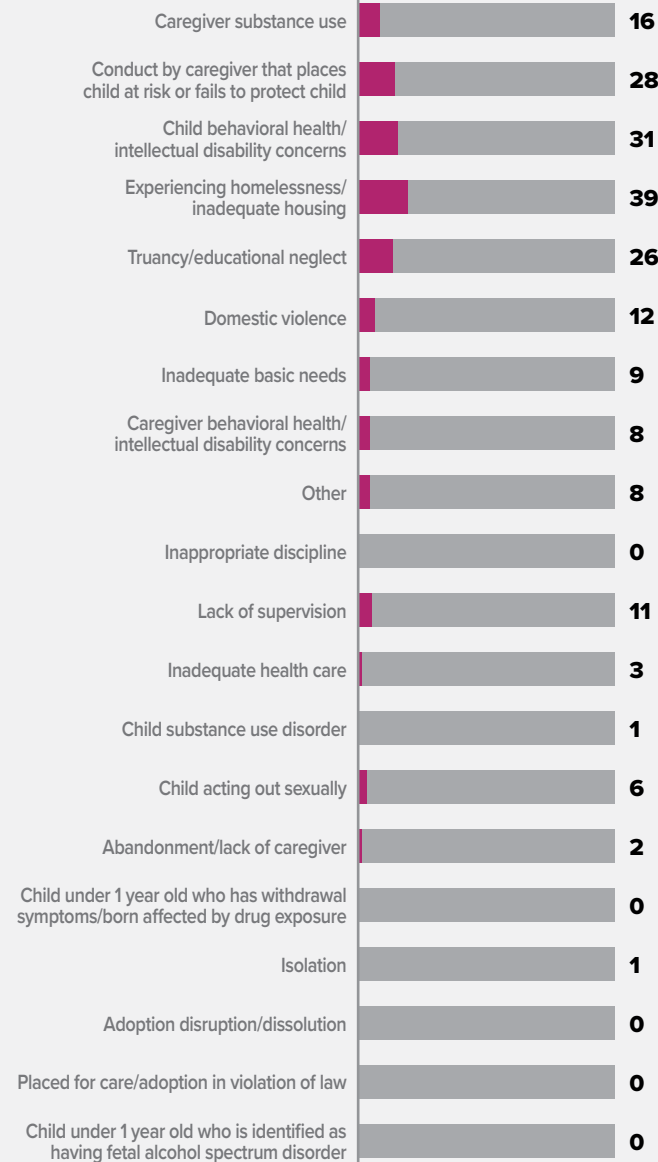
BREAKDOWN REPORTS SCREENED OUT BY REASON



VALID GPS CONCERNS BY TYPE

201

TOTAL CONCERNS



WARREN COUNTY

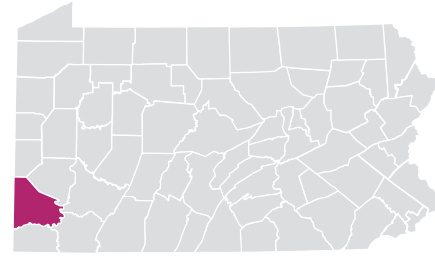
NOTE: A report may have more than one concern for each report; therefore, the total number of concerns will be greater than the total number of reports. In some reports, more than one child was assessed with valid concerns; therefore, the number of children assessed exceeds the number of valid assessed reports.





WASHINGTON COUNTY

RURAL // POPULATION • 209,778 / POPULATION UNDER 18 • 41,255



2024 REPORTS OF CHILD ABUSE

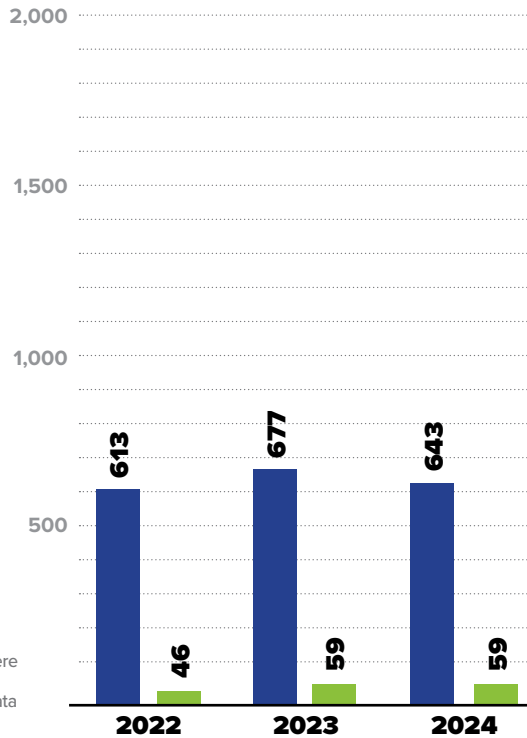
643

■ TOTAL REPORTS

59

■ SUBSTANTIATED
REPORTS

▲ NOTE: CPS and GPS data reported were investigated and substantiated by the CCYA and may vary from statewide data which include both CCYA and OCYF Regional Office investigations.

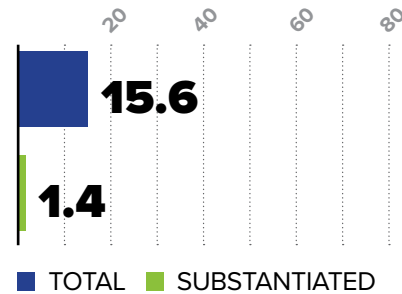


SUBSTANTIATED REPORTS BY SEX OF VICTIM

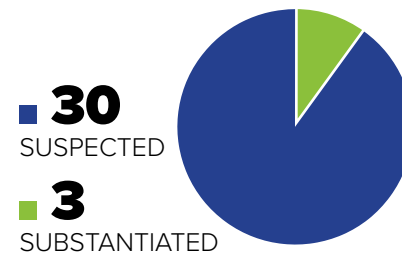
FEMALE
37
62.7%

MALE
22
37.3%

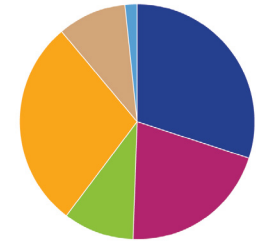
CHILD ABUSE REPORTS PER 1,000 CHILDREN



CASES OF REPEAT ABUSE SUBSTANTIATED REPORTS



TYPES OF ALLEGATIONS SUBSTANTIATED REPORTS



63 TOTAL
ALLEGATIONS

- **19** (30.2%) Sexual Abuse
- **13** (20.6%) Physical Abuse/Bodily Injury
- **6** (9.5%) Serious Physical Neglect
- **18** (28.6%) Reasonable Likelihood of Bodily Injury
- **6** (9.5%) Engaging in Per Se Acts
- **1** (1.6%) Likelihood of Sexual Abuse/Exploitation
- **0** (0.0%) Severe Form of Trafficking in Persons or Sex Trafficking
- **0** (0.0%) Serious Mental Injury

▲ NOTE: A report may have more than one allegation for each report; therefore, the total number of allegations will be greater than the total number of reports.

\$4,286,151

EXPENDITURES CHILD ABUSE
INVESTIGATIONS AND GENERAL
PROTECTIVE SERVICES ASSESSMENTS



2024 SUBSTANTIATED FATALITIES

0/60 MALE FEMALE

2024 SUBSTANTIATED NEAR FATALITIES

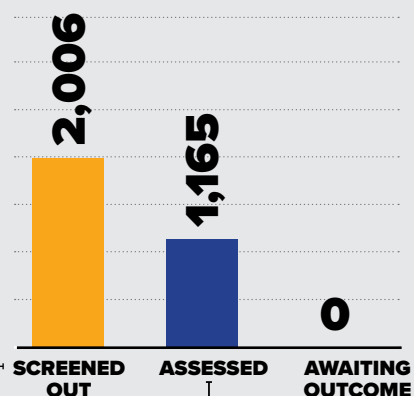
2/82 MALE FEMALE



2024 REPORTS OF GENERAL PROTECTIVE SERVICES

3,171

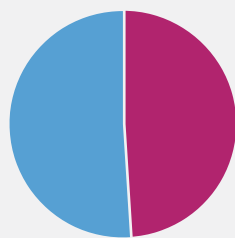
TOTAL REPORTS



6,000
5,000
4,000
3,000
2,000
1,000

BREAKDOWN VALID ASSESSED REPORTS

574



■ TOTAL
■ VALID
■ INVALID

NUMBER OF CHILDREN ASSESSED

1,742

TOTAL

874

VALID

CHILDREN ASSESSED PER 1,000 CHILDREN

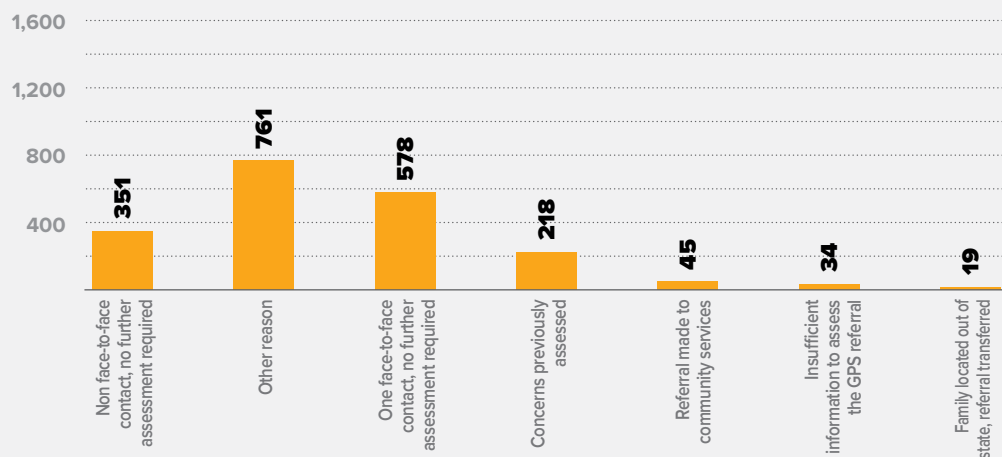
42.2

TOTAL

21.2

VALID

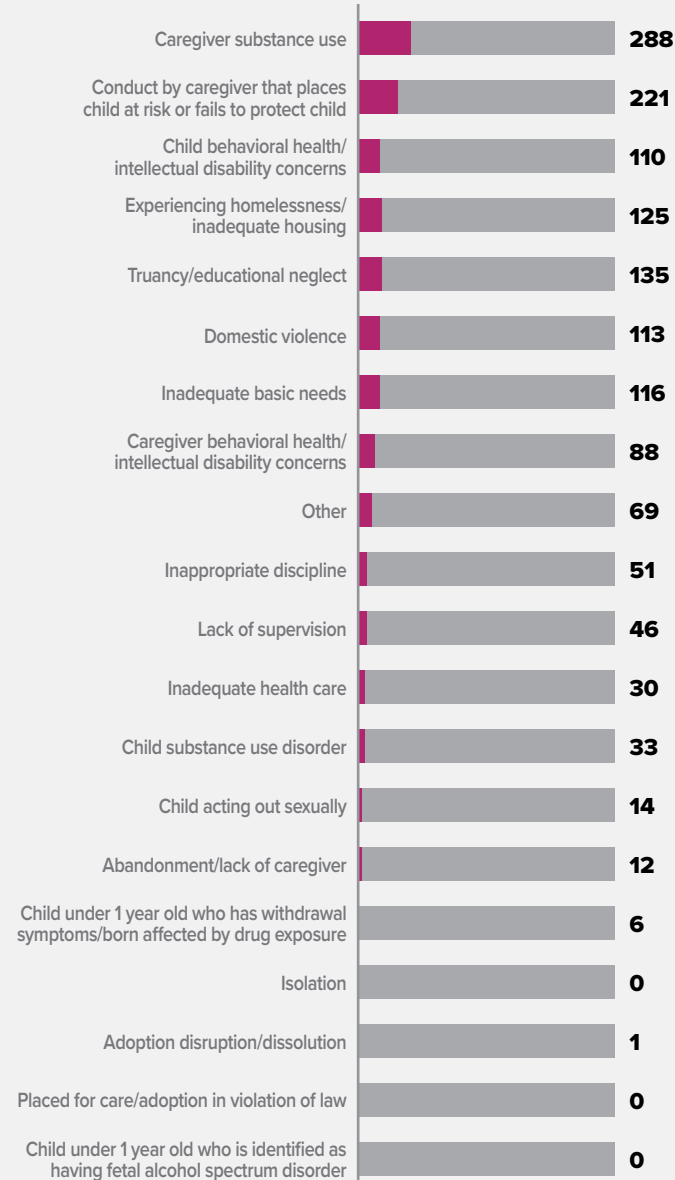
BREAKDOWN REPORTS SCREENED OUT BY REASON



VALID GPS CONCERNS BY TYPE

1,458

TOTAL CONCERNS



WASHINGTON COUNTY

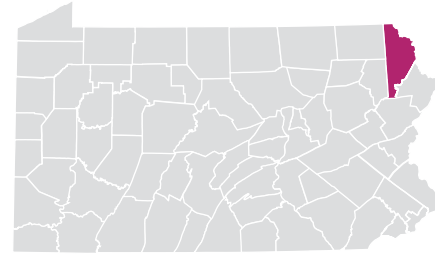
NOTE: A report may have more than one concern for each report; therefore, the total number of concerns will be greater than the total number of reports. In some reports, more than one child was assessed with valid concerns; therefore, the number of children assessed exceeds the number of valid assessed reports.





WAYNE COUNTY

RURAL // POPULATION • 51,189 / POPULATION UNDER 18 • 8,515



2024 REPORTS OF CHILD ABUSE

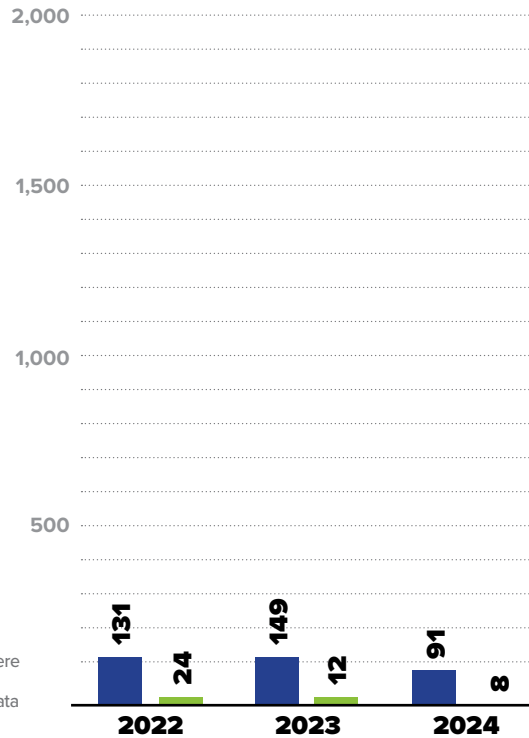
91

■ TOTAL REPORTS

8

■ SUBSTANTIATED
REPORTS

▲ NOTE: CPS and GPS data reported were investigated and substantiated by the CCYA and may vary from statewide data which include both CCYA and OCYF Regional Office investigations.



SUBSTANTIATED REPORTS BY SEX OF VICTIM

FEMALE

4

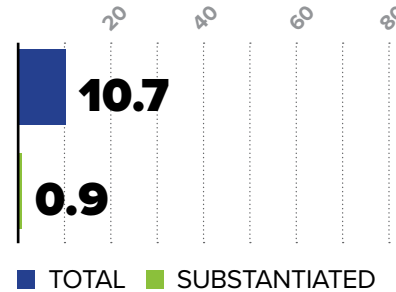
50.0%

MALE

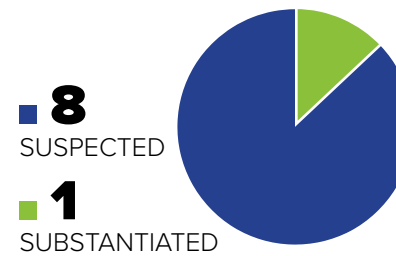
4

50.0%

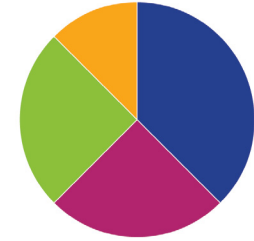
CHILD ABUSE REPORTS PER 1,000 CHILDREN



CASES OF REPEAT ABUSE SUBSTANTIATED REPORTS



TYPES OF ALLEGATIONS SUBSTANTIATED REPORTS



8 TOTAL
ALLEGATIONS

- **3** (37.5%) Sexual Abuse
- **2** (25.0%) Physical Abuse/Bodily Injury
- **2** (25.0%) Serious Physical Neglect
- **1** (12.5%) Reasonable Likelihood of Bodily Injury
- **0** (0.0%) Engaging in Per Se Acts
- **0** (0.0%) Likelihood of Sexual Abuse/Exploitation
- **0** (0.0%) Severe Form of Trafficking in Persons or Sex Trafficking
- **0** (0.0%) Serious Mental Injury

▲ NOTE: A report may have more than one allegation for each report; therefore, the total number of allegations will be greater than the total number of reports.

\$789,114

EXPENDITURES CHILD ABUSE
INVESTIGATIONS AND GENERAL
PROTECTIVE SERVICES ASSESSMENTS



2024 SUBSTANTIATED FATALITIES

0/60 MALE 0 FEMALE 0

2024 SUBSTANTIATED NEAR FATALITIES

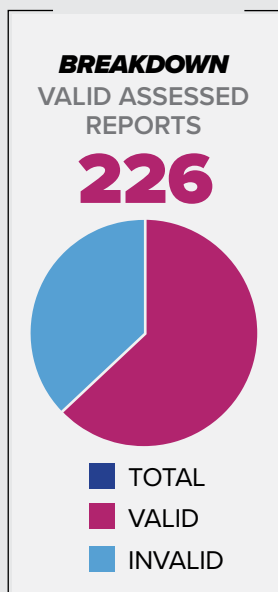
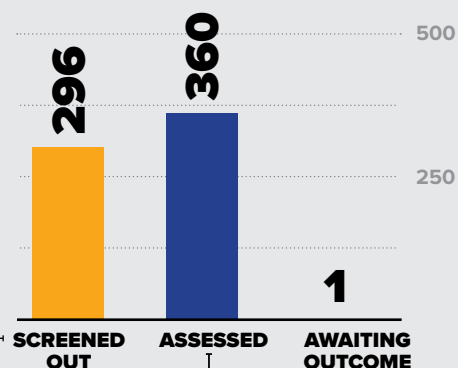
1/82 MALE 1 FEMALE 0



2024 REPORTS OF GENERAL PROTECTIVE SERVICES

657

TOTAL REPORTS



NUMBER OF CHILDREN ASSESSED

516
TOTAL

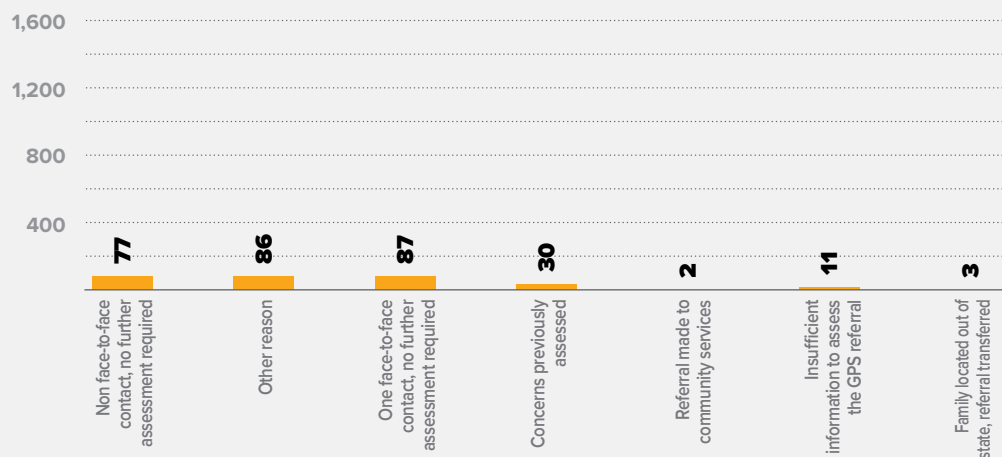
321
VALID

CHILDREN
ASSESSED
PER 1,000
CHILDREN

60.6
TOTAL

37.7
VALID

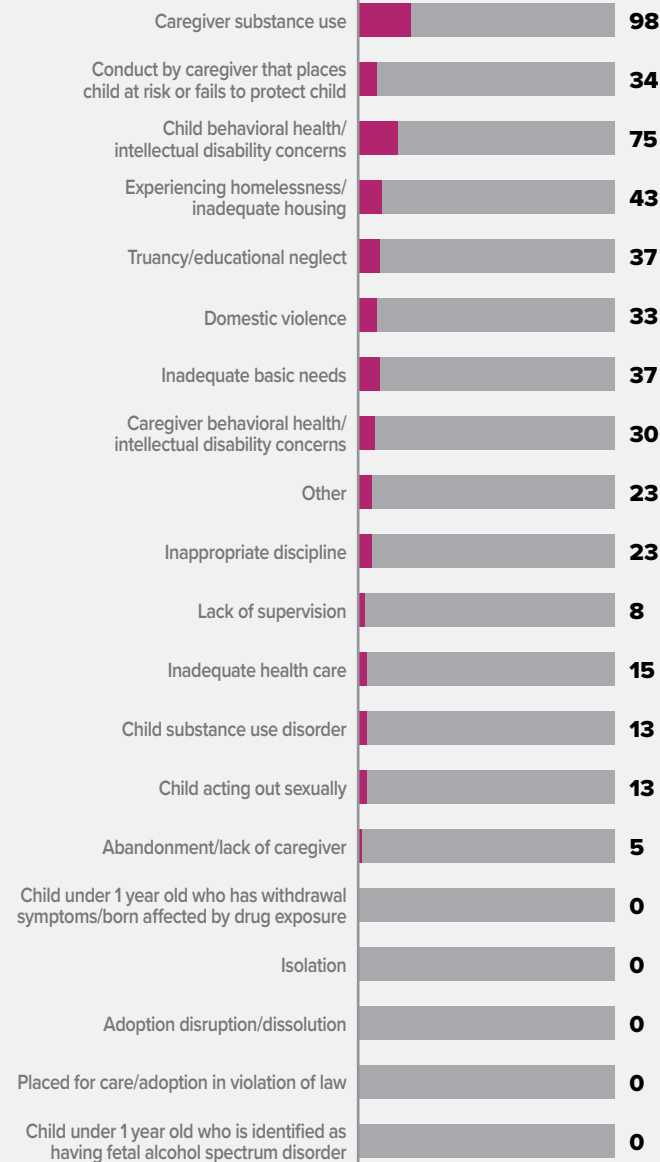
BREAKDOWN REPORTS SCREENED OUT BY REASON



VALID GPS CONCERNS BY TYPE

487

TOTAL CONCERNS



WAYNE COUNTY

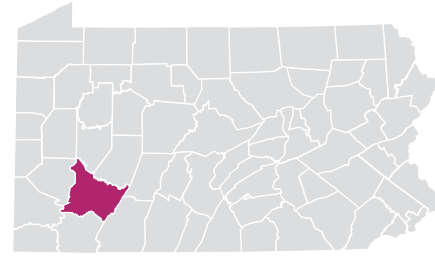
NOTE: A report may have more than one concern for each report; therefore, the total number of concerns will be greater than the total number of reports. In some reports, more than one child was assessed with valid concerns; therefore, the number of children assessed exceeds the number of valid assessed reports.





WESTMORELAND COUNTY

URBAN // POPULATION • 353,345 / POPULATION UNDER 18 • 64,731



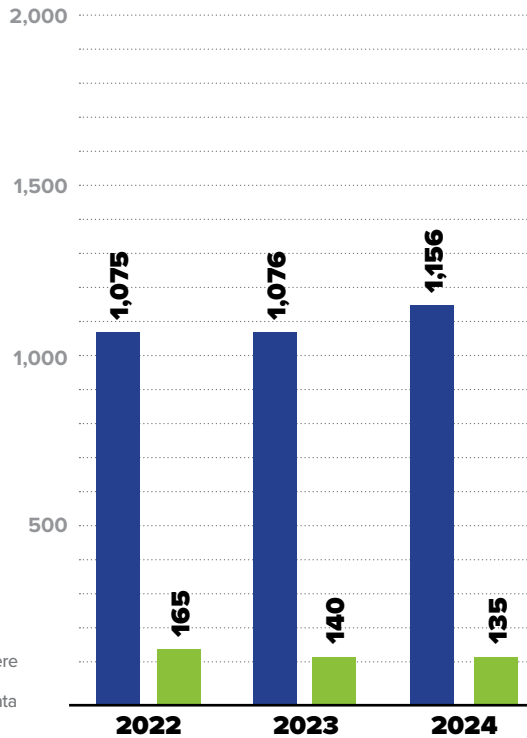
2024 REPORTS OF CHILD ABUSE

1,156
TOTAL REPORTS

135
SUBSTANTIATED REPORTS

■ TOTAL REPORTS
■ SUBSTANTIATED REPORTS

▲ NOTE: CPS and GPS data reported were investigated and substantiated by the CCYA and may vary from statewide data which include both CCYA and OCYF Regional Office investigations.

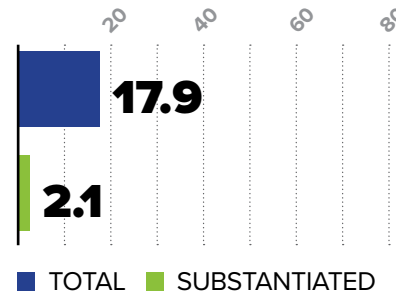


SUBSTANTIATED REPORTS BY SEX OF VICTIM

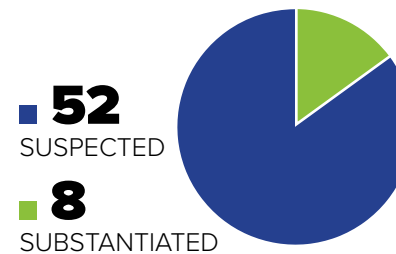
FEMALE
78
57.8%

MALE
57
42.2%

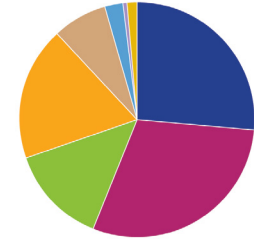
CHILD ABUSE REPORTS PER 1,000 CHILDREN



CASES OF REPEAT ABUSE SUBSTANTIATED REPORTS



TYPES OF ALLEGATIONS SUBSTANTIATED REPORTS



162 TOTAL ALLEGATIONS

- **43** (26.5%) Sexual Abuse
- **48** (29.6%) Physical Abuse/Bodily Injury
- **22** (13.6%) Serious Physical Neglect
- **30** (18.5%) Reasonable Likelihood of Bodily Injury
- **12** (7.4%) Engaging in Per Se Acts
- **4** (2.5%) Likelihood of Sexual Abuse/Exploitation
- **1** (0.6%) Severe Form of Trafficking in Persons or Sex Trafficking
- **2** (1.2%) Serious Mental Injury

▲ NOTE: A report may have more than one allegation for each report; therefore, the total number of allegations will be greater than the total number of reports.

\$7,814,322

EXPENDITURES CHILD ABUSE
INVESTIGATIONS AND GENERAL
PROTECTIVE SERVICES ASSESSMENTS



2024 SUBSTANTIATED FATALITIES

0/60 MALE FEMALE

2024 SUBSTANTIATED NEAR FATALITIES

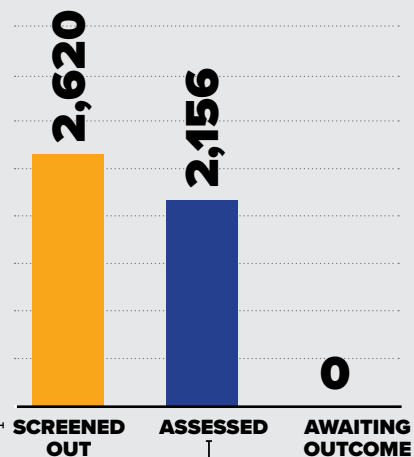
3/82 MALE FEMALE



2024 REPORTS OF GENERAL PROTECTIVE SERVICES

4,776

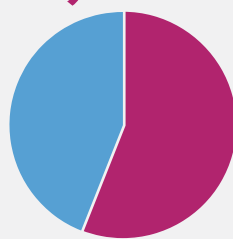
TOTAL REPORTS



6,000
5,000
4,000
3,000
2,000
1,000

BREAKDOWN VALID ASSESSED REPORTS

1,204



■ TOTAL
■ VALID
■ INVALID

NUMBER OF CHILDREN ASSESSED

3,007 TOTAL

1,694 VALID

CHILDREN
ASSESSED
PER 1,000
CHILDREN

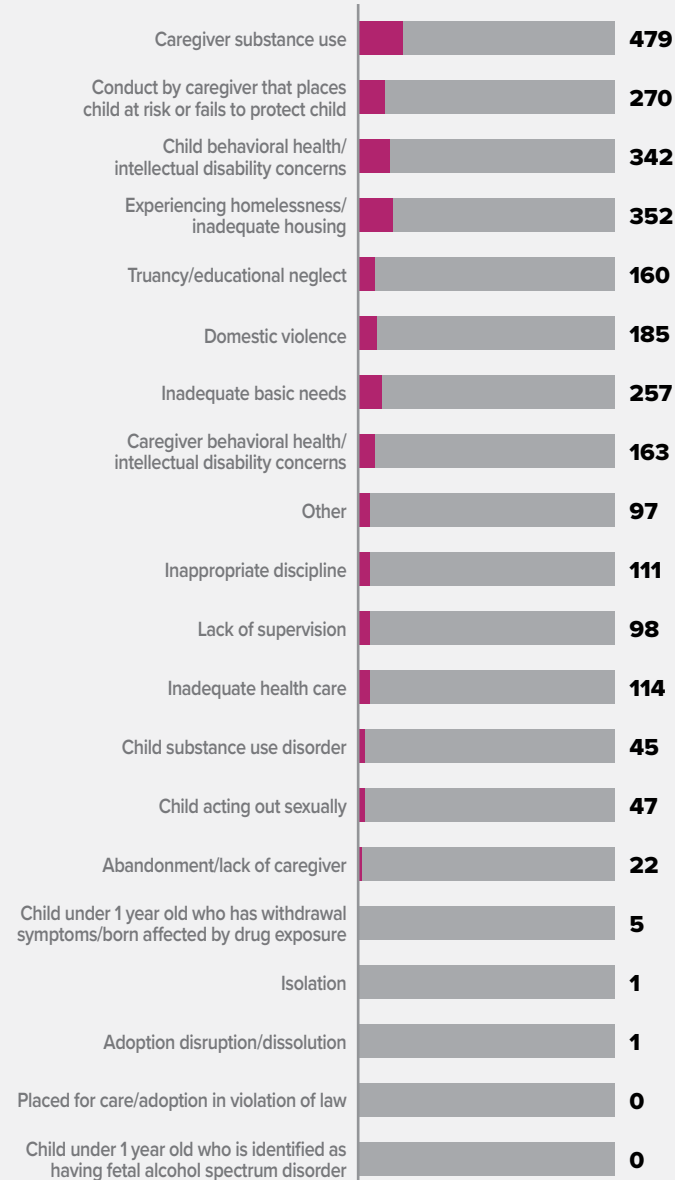
46.5 TOTAL

26.2 VALID

VALID GPS CONCERNS BY TYPE

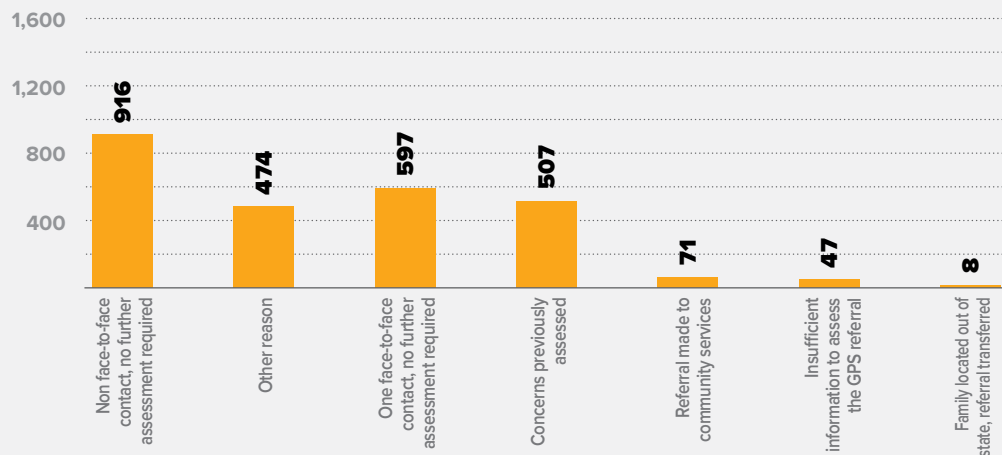
2,749

TOTAL CONCERNS



BREAKDOWN

REPORTS SCREENED OUT BY REASON



WESTMORELAND COUNTY

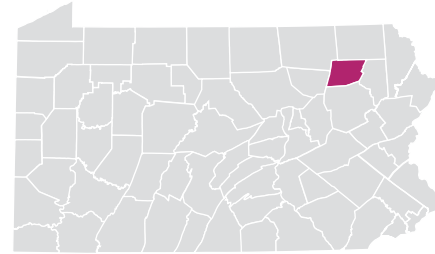
NOTE: A report may have more than one concern for each report; therefore, the total number of concerns will be greater than the total number of reports. In some reports, more than one child was assessed with valid concerns; therefore, the number of children assessed exceeds the number of valid assessed reports.





WYOMING COUNTY

RURAL // POPULATION • 26,075 / POPULATION UNDER 18 • 5,038



2024 REPORTS OF CHILD ABUSE

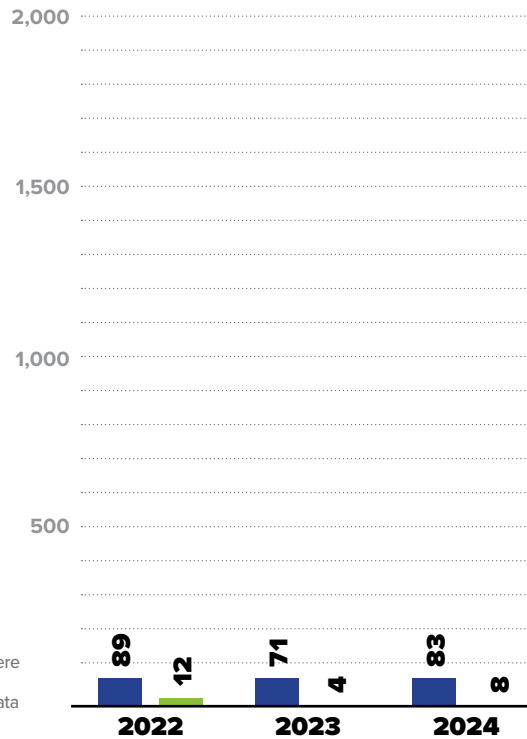
83

■ TOTAL REPORTS

8

■ SUBSTANTIATED
REPORTS

▲ NOTE: CPS and GPS data reported were investigated and substantiated by the CCYA and may vary from statewide data which include both CCYA and OCYF Regional Office investigations.



SUBSTANTIATED REPORTS BY SEX OF VICTIM

FEMALE

5

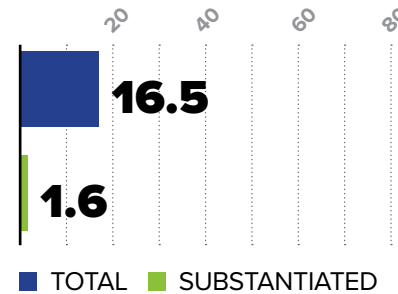
62.5%

MALE

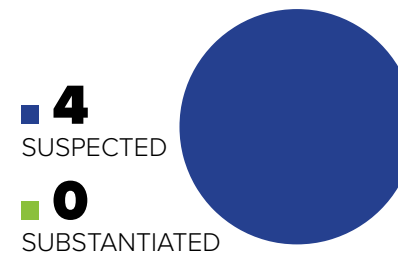
3

37.5%

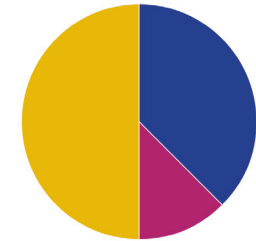
CHILD ABUSE REPORTS PER 1,000 CHILDREN



CASES OF REPEAT ABUSE SUBSTANTIATED REPORTS



TYPES OF ALLEGATIONS SUBSTANTIATED REPORTS



8 TOTAL
ALLEGATIONS

- 3 (37.5%) Sexual Abuse
- 1 (12.5%) Physical Abuse/Bodily Injury
- 0 (0.0%) Serious Physical Neglect
- 0 (0.0%) Reasonable Likelihood of Bodily Injury
- 0 (0.0%) Engaging in Per Se Acts
- 0 (0.0%) Likelihood of Sexual Abuse/Exploitation
- 0 (0.0%) Severe Form of Trafficking in Persons or Sex Trafficking
- 4 (50.0%) Serious Mental Injury

▲ NOTE: A report may have more than one allegation for each report; therefore, the total number of allegations will be greater than the total number of reports.

\$351,433

EXPENDITURES CHILD ABUSE
INVESTIGATIONS AND GENERAL
PROTECTIVE SERVICES ASSESSMENTS



2024 SUBSTANTIATED FATALITIES

0/60 MALE FEMALE

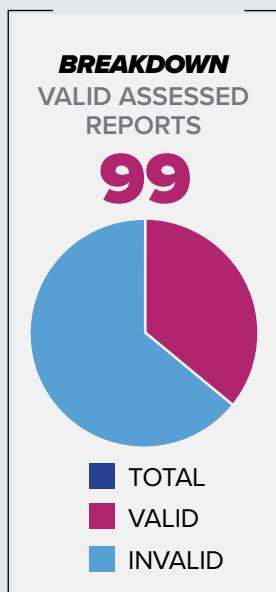
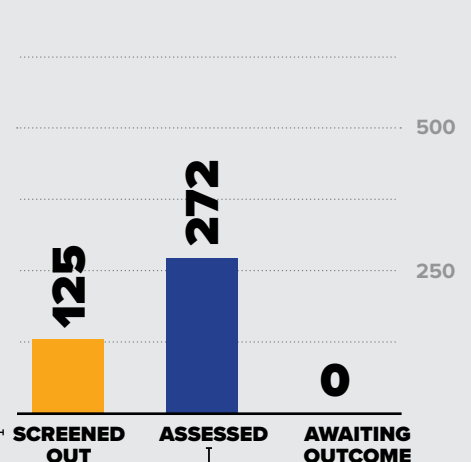
2024 SUBSTANTIATED NEAR FATALITIES

0/82 MALE FEMALE

2024 REPORTS OF GENERAL PROTECTIVE SERVICES

397

TOTAL REPORTS



NUMBER OF
CHILDREN
ASSESSED

376
TOTAL

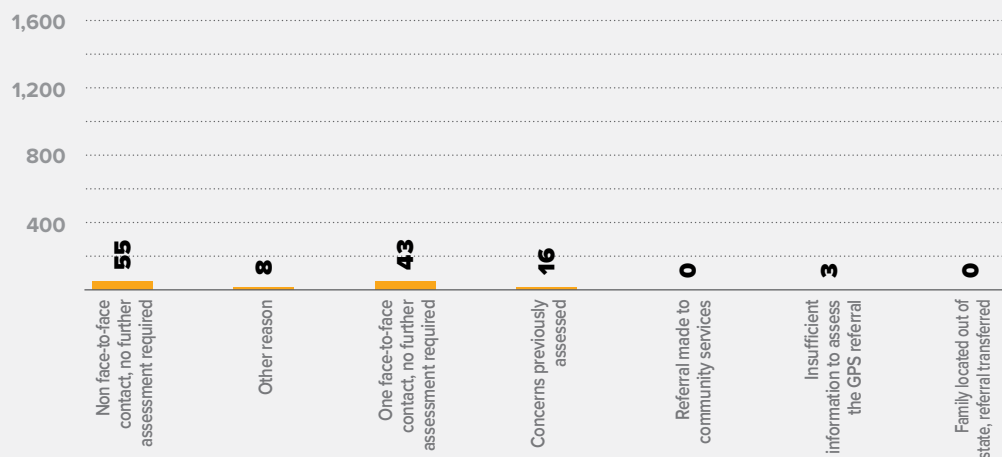
136
VALID

CHILDREN
ASSESSED
PER 1,000
CHILDREN

74.6
TOTAL

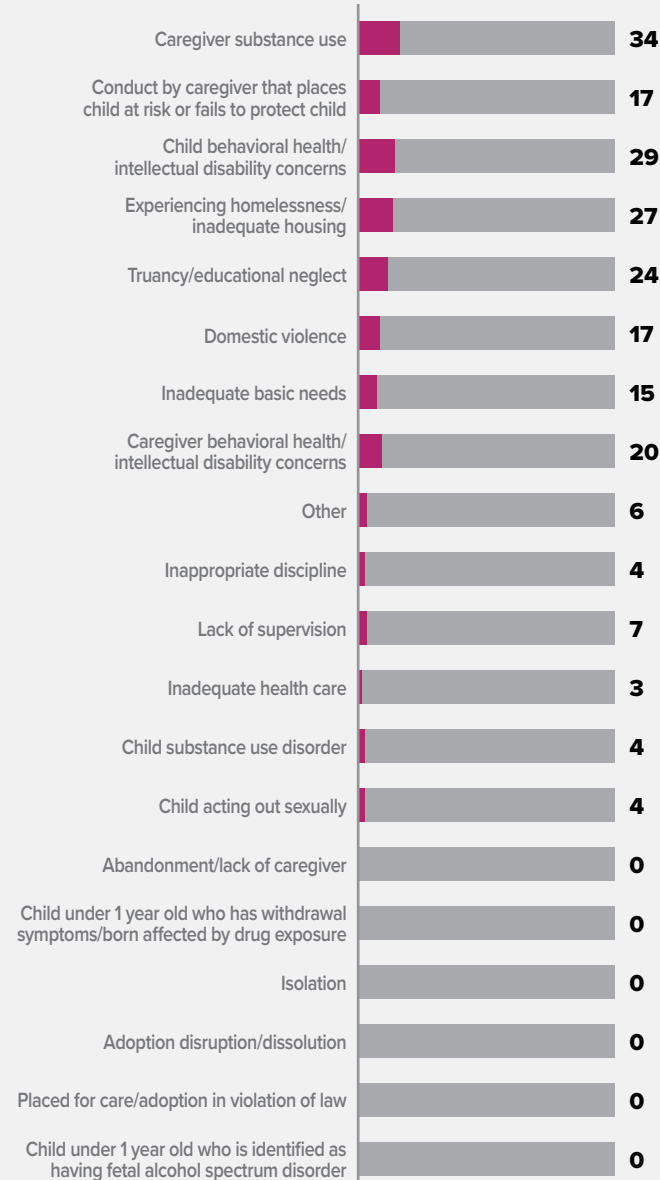
27.0
VALID

BREAKDOWN REPORTS SCREENED OUT BY REASON



VALID GPS
CONCERNS
BY TYPE

211
TOTAL CONCERNS



WYOMING COUNTY

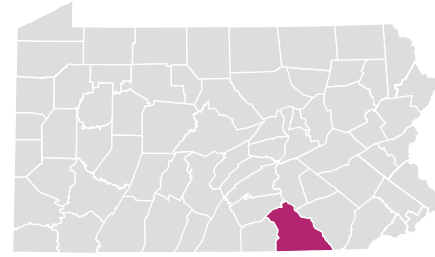
NOTE: A report may have more than one concern for each report; therefore, the total number of concerns will be greater than the total number of reports. In some reports, more than one child was assessed with valid concerns; therefore, the number of children assessed exceeds the number of valid assessed reports.





YORK COUNTY

URBAN // POPULATION • 459,312 / POPULATION UNDER 18 • 101,030



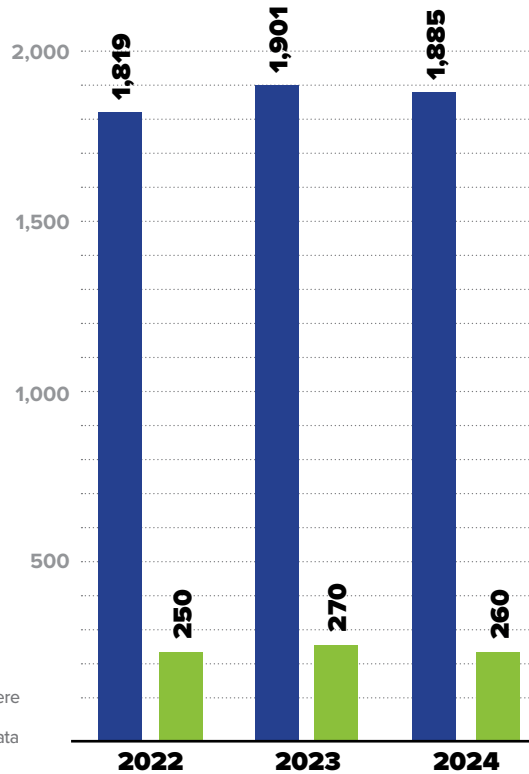
2024 REPORTS OF CHILD ABUSE

1,885
TOTAL REPORTS

260
SUBSTANTIATED REPORTS

■ TOTAL REPORTS
■ SUBSTANTIATED REPORTS

▲ NOTE: CPS and GPS data reported were investigated and substantiated by the CCYA and may vary from statewide data which include both CCYA and OCYF Regional Office investigations.

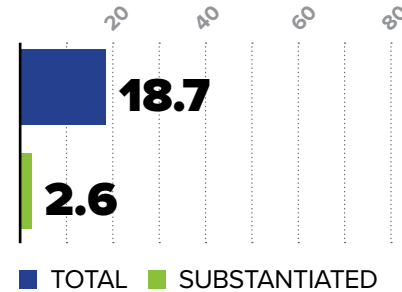


SUBSTANTIATED REPORTS BY SEX OF VICTIM

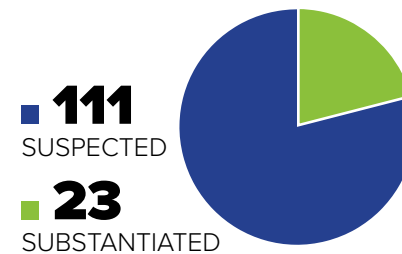
FEMALE
163
62.7%

MALE
97
37.3%

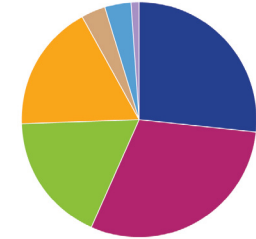
CHILD ABUSE REPORTS PER 1,000 CHILDREN



CASES OF REPEAT ABUSE SUBSTANTIATED REPORTS



TYPES OF ALLEGATIONS SUBSTANTIATED REPORTS




281 TOTAL ALLEGATIONS

- 75** (26.7%) Sexual Abuse
- 85** (30.2%) Physical Abuse/Bodily Injury
- 50** (17.8%) Serious Physical Neglect
- 49** (17.4%) Reasonable Likelihood of Bodily Injury
- 9** (3.2%) Engaging in Per Se Acts
- 10** (3.6%) Likelihood of Sexual Abuse/Exploitation
- 3** (1.1%) Severe Form of Trafficking in Persons or Sex Trafficking
- 0** (0.0%) Serious Mental Injury

▲ NOTE: A report may have more than one allegation for each report; therefore, the total number of allegations will be greater than the total number of reports.

\$0

EXPENDITURES CHILD ABUSE
INVESTIGATIONS AND GENERAL
PROTECTIVE SERVICES ASSESSMENTS



▲ NOTE: York County has not reported their total expenditures for 2024. Therefore, the total county expenditures is underreported. Expenditure data is included through March 7, 2025.

2024 SUBSTANTIATED FATALITIES

2/60 MALE **2** FEMALE **0**

2024 SUBSTANTIATED NEAR FATALITIES

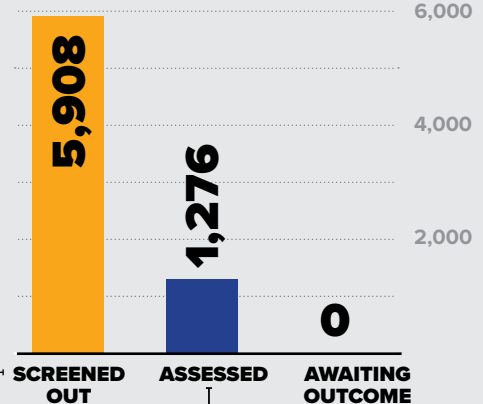
1/82 MALE **0** FEMALE **1**



2024 REPORTS OF GENERAL PROTECTIVE SERVICES

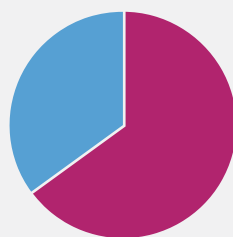
7,184

TOTAL REPORTS



BREAKDOWN VALID ASSESSED REPORTS

827



TOTAL
VALID
INVALID

NUMBER OF CHILDREN ASSESSED

2,097 TOTAL

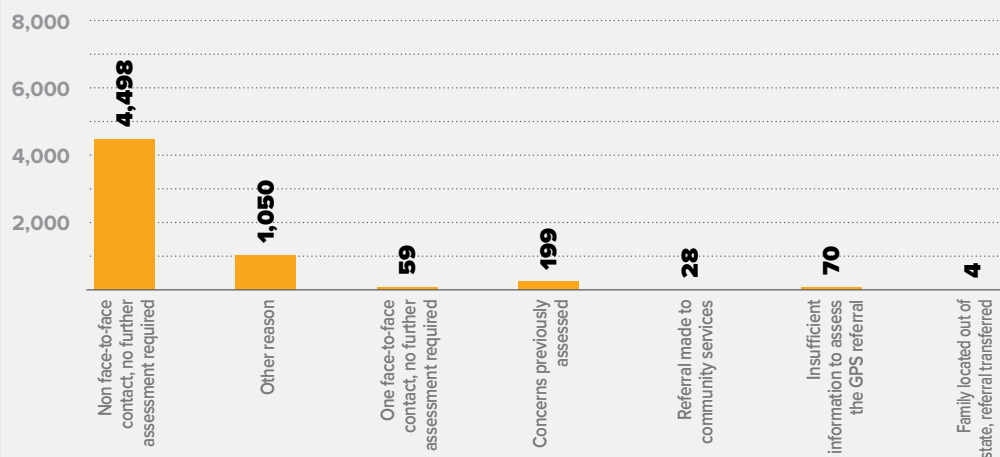
1,368 VALID

CHILDREN
ASSESSED
PER 1,000
CHILDREN

20.8 TOTAL

13.5 VALID

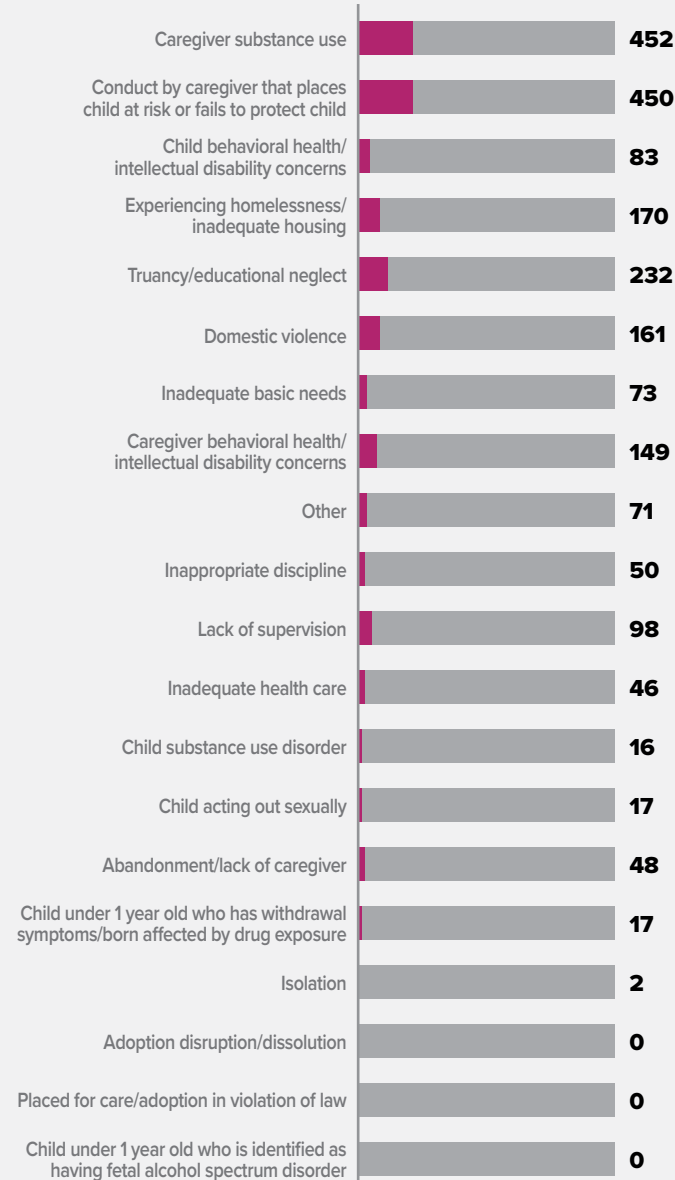
BREAKDOWN REPORTS SCREENED OUT BY REASON



VALID GPS CONCERNS BY TYPE

2,135

TOTAL CONCERNS



NOTE: A report may have more than one concern for each report; therefore, the total number of concerns will be greater than the total number of reports. In some reports, more than one child was assessed with valid concerns; therefore, the number of children assessed exceeds the number of valid assessed reports.

TO REPORT
SUSPECTED CHILD ABUSE,
CALL CHILDLINE AT

1 · 800 · 932 · 0313
TDD // 1 · 866 · 872 · 1677

www.KeepKidsSafe.pa.gov



Pennsylvania
Department of Human Services