



pennsylvania
DEPARTMENT OF HUMAN SERVICES

CHILD PROTECTIVE SERVICES

2 0 2 3

| A N N U A L

| R E P O R T

Table of Contents

3	WELCOME LETTER
4	INTRODUCTION
4	LEGISLATIVE AND POLICY UPDATES
6	STATEWIDE CHILD ABUSE
10	CHILD ABUSE REPORTS BY INVESTIGATING AGENCY
11	SUBSTANTIATED CHILD ABUSE REPORTS
13	CHILD ABUSE FATALITY AND NEAR FATALITY REVIEW AND ANALYSIS
17	OCYF REGIONAL OFFICE INVESTIGATIONS
21	CHILD ABUSE IN CHILD CARE SETTINGS
23	CHILD CARE DEVELOPMENT FUND REPORTING
24	RACE/ETHNICITY METRICS
25	HEARINGS AND APPEALS
26	CLEARANCES FOR EMPLOYEES AND VOLUNTEERS
28	FEDERAL BUREAU OF INVESTIGATION RECORDS REQUESTS
29	STATEWIDE GENERAL PROTECTIVE SERVICES
32	VALID GENERAL PROTECTIVE SERVICE REPORTS BY COUNTY
33	CHILDLINE
34	FUNDING AND EXPENDITURES FOR CHILD WELFARE SERVICES
35	SAFE HAVEN OF PENNSYLVANIA
36	FEDERAL CHILD ABUSE PREVENTION AND TREATMENT ACT
38	COUNTIES BY THE NUMBERS

County-by-county analysis

39	ADAMS	107	LACKAWANNA
41	ALLEGHENY	109	LANCASTER
43	ARMSTRONG	111	LAWRENCE
45	BEAVER	113	LEBANON
47	BEDFORD	115	LEHIGH
49	BERKS	117	LUZERNE
51	BLAIR	119	LYCOMING
53	BRADFORD	121	MCKEAN
55	BUCKS	123	MERCER
57	BUTLER	125	MIFFLIN
59	CAMBRIA	127	MONROE
61	CAMERON	129	MONTGOMERY
63	CARBON	131	MONTOUR
65	CENTRE	133	NORTHAMPTON
67	CHESTER	135	NORTHUMBERLAND
69	CLARION	137	PERRY
71	CLEARFIELD	139	PHILADELPHIA
73	CLINTON	141	PIKE
75	COLUMBIA	143	POTTER
77	CRAWFORD	145	SCHUYLKILL
79	CUMBERLAND	147	SNYDER
81	DAUPHIN	149	SOMERSET
83	DELAWARE	151	SULLIVAN
85	ELK	153	SUSQUEHANNA
87	ERIE	155	TIOGA
89	FAYETTE	157	UNION
91	FOREST	159	VENANGO
93	FRANKLIN	161	WARREN
95	FULTON	163	WASHINGTON
97	GREENE	165	WAYNE
99	HUNTINGDON	167	WESTMORELAND
101	INDIANA	169	WYOMING
103	JEFFERSON	171	YORK
105	JUNIATA		

MAY 2024

PROTECTING PENNSYLVANIA'S CHILDREN and ensuring their wellbeing is a core responsibility of government, and as parents and leaders, we both recognize our fundamental obligation to give every child the opportunity to grow up in a safe, healthy environment. The Shapiro Administration as a whole, and especially the Department of Human Services (DHS), is committed to that mission.

DHS works every day with key partners across the Commonwealth to protect children and support families, serving as the voice for those who cannot speak for themselves. Pennsylvania's children are counting on us, and we owe it to them to build and maintain a proactive system of care that protects them and gives them the opportunities to thrive.

This annual report provides a picture of the challenges we face in eradicating child abuse. Much like other crises touching our Commonwealth, this issue knows no boundaries of economic status, race, or gender; child abuse affects children from all demographics.

But protecting our children cannot solely be the task of one agency or office – we must work across departments and disciplines, in a whole-of-government approach to prevent abuse and increase awareness of its warning signs.

Each of us plays a role in protecting our children, and only by working together can we ensure a robust network of prevention services and resources. Through the ongoing support of committed citizens, as well as community partners, we believe our shared desires for the improvement and support of Pennsylvania's children and families can be achieved.

With the understanding that involvement in the child welfare system can be a source of trauma for both children and families, the Shapiro Administration is committed to building a system that is trauma-informed, prevention-focused, and seeks to minimize disruption to children and families. This work is not possible without our dedicated team at DHS, child welfare professionals, social workers, and their support teams at our county children and youth offices. Their steadfast commitment to serving our children is admirable and every child protected is a testament to their work.

Just as it takes a community to raise a child, so too does ensuring their protection. Our Administration will work across departments and across the aisle with anyone dedicated to preventing child abuse, securing a future where no child lives in fear.

Thank you for your partnership,



Josh Shapiro
GOVERNOR



Valerie A. Arkoosh, MD, MPH
SECRETARY, DEPARTMENT OF HUMAN SERVICES

INTRODUCTION

PENNSYLVANIA'S CHILD PROTECTIVE SERVICES LAW (CPSL) requires the Department of Human Services (DHS) to prepare and transmit to the governor and General Assembly a yearly report on the operations of ChildLine and protective services provided by the county children and youth agencies (CCYA). Data in annual reports prior to 2016 were based on the year the status determination was received at ChildLine. Annual reports are accessible through the Keep Kids Safe website (www.KeepKidsSafe.pa.gov).

DHS presents the completed 2023 Annual Child Protective Services Report. This report focuses on presenting statewide data on child abuse in Pennsylvania, as well as providing county and region-specific information.

It is important to note that the data contained in this report is based on child abuse referrals and general protective services referrals received between January 1, 2023 and December 31, 2023.

The Keep Kids Safe website serves as the hub for information and resources impacting child protection for both professionals and the general public. This website includes information related to mandatory reporting, training on child abuse recognition, child abuse clearances and reporting, information related to clearances, the Safe Haven program, fatality and near fatality reports, and prior years' annual child abuse reports.

ONLINE CONTENT

<https://www.dhs.pa.gov/docs/Publications/Pages/Child-Abuse-Reports.aspx>

This report is available for download at the above link.

DATA EXTRACTION

All child abuse and general protective services data presented in this report was extracted on 3/18/2024 unless otherwise noted.

LEGISLATIVE AND POLICY UPDATES

ACT 18 of 2020

As a result of the COVID-19 pandemic, Governor Tom Wolf signed Act 18 of 2020 on May 8, 2020 amending the Child Protective Services Law (CPSL; Title 23 Pa.C.S., Chapter 63). This Act (now expired) allowed for individuals who are required to get their FBI Criminal History Background Checks as found in Section 6344 of the CPSL, additional time to meet this requirement. The reason the Applicant was unable to obtain the FBI Criminal History Background Check had to be a COVID-19 pandemic-related reason. Individuals had until December 31, 2020 to obtain a copy of their fingerprint-based background check at an approved location.

Please note: The fingerprinting requirement for new school employees as governed by the Pennsylvania Public School Code did not change.

OCYF BULLETIN 3490-20-08

STATEWIDE GENERAL PROTECTIVE SERVICES (GPS) REFERRALS

Bulletin 3490-20-08 was issued on September 11, 2020 and went into effect on October 03, 2020, adding requirements which impact data provided in this report on General Protective Services (GPS) Referrals. The purpose of the bulletin is to establish and transmit requirements related to a statewide policy regarding referrals that may be designated as GPS reports, response times for GPS report assessments, and screen out protocols. While the bulletin primarily impacts County Children and Youth Agencies, the following clarifications within the bulletin also impacts the Office of Children, Youth, and Families' (OCYF) Child Welfare Information System (CWIS) and ChildLine, and therefore also impacts the Annual Child Protective Services Report:

- Adjustments were made to the GPS Subcategories and their respective definitions;
- Changes were made to the acceptable GPS report screen out reasons which could be submitted to the State CWIS by the County Children and Youth Agencies;

CONTINUES ON PAGE 4

- A new referral type of ‘Courtesy Visit/Home Study’ was added to the system. This referral type is applied to reports which did not contain specific child welfare concerns, but instead addressed the need for a Courtesy Visit or Home Study. These reports were previously captured by ChildLine as GPS referrals, in light of there not being a more appropriate referral type available in the system; and
- Prior to the effective date of the bulletin, ChildLine had been capturing referrals that did not allege concerns meeting the GPS threshold defined in the bulletin (and also did not contain allegations appropriately classified as any other referral type) as GPS reports. This bulletin allows ChildLine to classify a referral as an ‘Information Only’ referral when a report contains no allegations meeting the GPS threshold, when there is also no reported risk or potential risk to the safety of a child, and when the information reported does not indicate the family may need assistance in obtaining services due to general well-being concerns. A new subcategory of ‘Information Only’ referrals, entitled ‘No allegation(s) meeting GPS thresholds’ was added to the system to distinguish these Information Only type referrals, and changes were made to allow ChildLine to transmit these referrals to the County Children and Youth Agencies.

While minor changes to the GPS portion of the 2020 Annual Child Protective Services Report were observable, OCYF had noted that the impacts of this bulletin would be fully realized in the 2021 Annual Child Protective Services Report (the first full calendar year following implementation). Changes impacted by the bulletin will be footnoted as such in that section.

OCYF POLICY CLARIFICATION 3490-22-02

Policy Clarification 3490-22-02 was released on May 22, 2022, providing clarification that County Children and Youth Agencies are required to be the sole civil agency responsible for receiving and assessing all reports of children in need of protective services to include both GPS and CPS. Additionally, and while OCYF fully supports having outside agencies who are closely working with children and families complete the case worker certification program provided through the Child Welfare Resource Center, 3490-22-02 recognizes that the CPSL prohibits outside agencies from completing assessments along with meeting initial response times/starts of assessments when GPS or CPS reports are received, regardless of conditions put forth by County Children and Youth Agencies.

OCYF POLICY CLARIFICATION 3490-22-01 (REVISED)

Policy Clarification 3490-22-01 that provides clarification surrounding unknown “perpetrators” as defined by the CPSL, and how new identifying information should be handled, was revised and re-released on February 13, 2023. A revised 3490-22-01 now provides further clarification that when identifying information for previously listed unknown perpetrators is obtained, the requirements under Section 6365 (relating to services for prevention, investigation, and treatment of child abuse), (d) (relating to child fatality or near fatality review team

and written report) of the CPSL must be fulfilled for reports involving child fatalities or near fatalities. While this requirement established by Act 33 of 2008 must occur again once perpetrators have been identified, County Children and Youth Agencies may utilize and provide information obtained from previous convenings as required by Section 6365(d), in addition to new information obtained through second convenings.

OCYF POLICY CLARIFICATION 3490-23-02

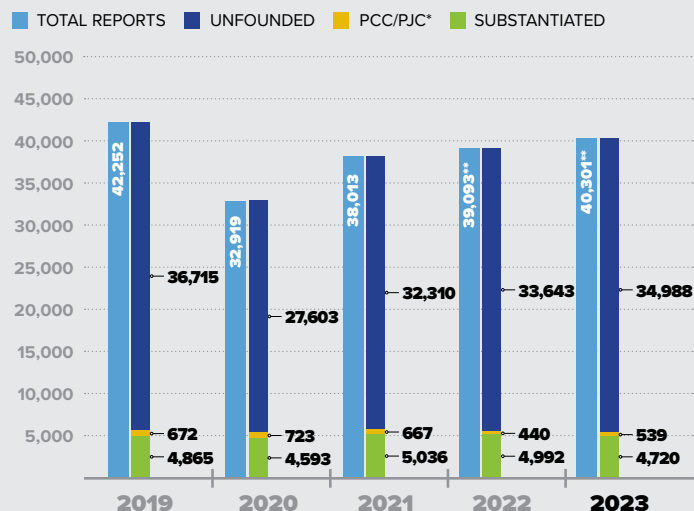
Policy Clarification 3490-23-02 was released on October 10, 2023, providing clarification that when County Children and Youth Agencies, tasked with conducting and submitting outcomes for child abuse investigations, make requests for other County Children and Youth Agencies to conduct interviews, due to subjects of reports being located within their jurisdiction, other County Children and Youth Agencies must cooperate to the fullest extent possible. With other County Children and Youth Agencies being required to cooperate to the fullest extent possible, simply declining to interview subjects of suspected child abuse reports is not permissible. Policy Clarification 3490-23-02 recognizes that valid reasons for declining to interview subjects of reports do exist and emphasizes that if County Children and Youth Agencies are questioning the validity of other County Children and Youth Agencies’ decisions to decline interviews, OCYF Regional Offices are to be contacted to ensure compliance and so that appropriate action(s) may be taken.

STATEWIDE CHILD ABUSE

STATE POPULATION • 12,989,208 // POPULATION UNDER 18 • 2,664,562

NOTE: U.S. Census Bureau, 2018-2022 American Community Survey 5-Year Estimates, extracted 01/03/24.

2023 REPORTS OF CHILD ABUSE



TOTAL REPORTS PER 1,000 CHILDREN

15.1 IN 2023
14.5 IN 2022

SUBSTANTIATED REPORTS PER 1,000 CHILDREN

1.8 IN 2023
1.8 IN 2022

BY SEX OF VICTIM

2,882 61.1% FEMALE
1,838 38.9% MALE

2023 FATALITIES

57

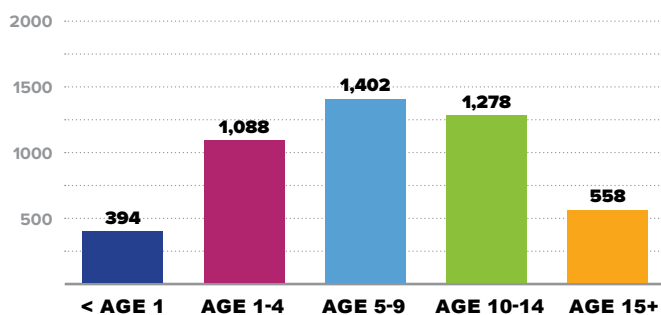
2023 NEAR FATALITIES

119

EXECUTIVE SUMMARY

- There were a total of 40,301 reports of suspected child abuse received in 2023, as opposed to 39,093 reports received in 2022. This increase was anticipated, as OCYF has been observing these increases following the significant decrease in the total suspected reports attributed to the COVID-19 pandemic, and the reduced contact between children and mandated reporters during that time.
- The percent of reports of suspected child abuse that were substantiated decreased from 12.8% in 2022 to 11.7% in 2023.
- Statewide substantiated reports of child abuse remained the same in 2023 as in 2022, with 1.8 substantiated reports per thousand children in both years.
- Sexual abuse remains the leading category of substantiated abuse, followed by physical abuse.
- Parents continue to be the persons most responsible for abuse of their children.

VICTIM AGE SUBSTANTIATED REPORTS



CHILD PROTECTIVE SERVICES

(CPS) reports are those that allege a child might have been a victim of child abuse. Reports alleging that a child under 18 years of age may have been abused are accepted for investigation when reported prior to the victim's 20th birthday.

These reports are made by mandated and permissive reporters. Mandated reporters are adults who work or volunteer with children and youth and are required to report suspected child abuse if they have reasonable cause to suspect that child abuse has occurred under any of the following circumstances:

- The mandated reporter comes into contact with the child in the course of employment, occupation and practice of a profession, or through a regularly scheduled program, activity or service;
- The mandated reporter is directly responsible for the care, supervision, guidance or training of the child, or is affiliated with an agency, institution, organization, school, regularly established church or religious organization, or other entity that is directly responsible for the care, supervision, guidance, or training of the child;

CONTINUES ON PAGE 7

*PCC/PJC : Pending Criminal Court/Pending Juvenile Court.

**2022 and 2023 include referrals which did not yet have outcomes. There were 18 in 2022 (all from Blair county) and 54 in 2023 (34 from Blair, 16 from Clearfield, three from Delaware, and one from Montgomery counties).

NOTE: Total and Substantiated Reports for 2019 were extracted on 3/23/20. Data for 2020 was extracted on 03/22/21. Data for 2021 was extracted 03/21/22. Date for 2022 was extracted 03/27/23. Data for 2023 was extracted on 03/18/24. Outcomes are reported by the CCYA or OCYF Regional Office at the conclusion of the investigation and are subject to change based on appeal or court outcome.

2023 CHILD ABUSE REPORTS INVESTIGATED

WITHIN 30 AND 60 DAYS

16,761

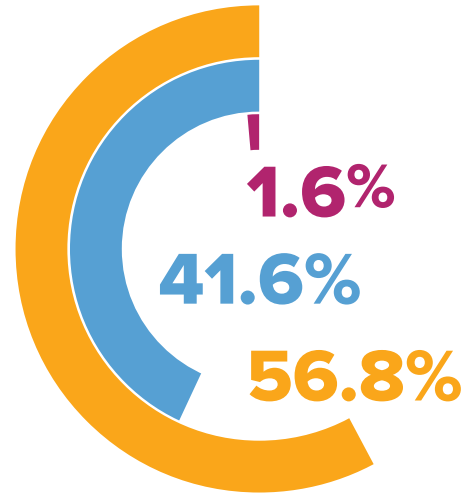
INVESTIGATIONS
WITHIN 0-30 DAYS

22,879

INVESTIGATIONS
WITHIN 31-60 DAYS

661

INVESTIGATIONS
OVER 60 DAYS



CONTINUED FROM PAGE 6

- A person makes a specific disclosure to the mandated reporter that an identifiable child is the victim of child abuse; or
- An individual 14 years of age or older makes a specific disclosure to the mandated reporter that the individual has committed child abuse.

Visit www.KeepKidsSafe.pa.gov for a complete list of mandated reporters and assistance on how to make a report.

Persons who are not mandated to report are considered permissive reporters. Permissive reporters may make a referral of suspected child abuse by calling ChildLine. Anyone who has reasonable cause to suspect child abuse is encouraged to make a report.

INVESTIGATIONS

Upon receipt of a report of suspected child abuse, the CCYA immediately begins an investigation and ensures safety of the child and any other children living in the home. The CCYA is required to see the child within the following time frames:

- Immediately, if:
 - › Emergency protective custody is required, has been or will be taken; or
 - › It cannot be determined from the report whether emergency protective custody is needed.
- Within 24 hours, if the CCYA has assured the immediate safety of the child, i.e. the child will have no contact with the alleged perpetrator.

STATEWIDE CHILD PROTECTIVE SERVICES



The CCYA investigates reports of suspected child abuse when the alleged perpetrator meets the definition under the CPSL. Suspected child abuse can be caused by the alleged perpetrator by acts either he or she committed (commission) or by failing to prevent abuse (omission). The CPSL defines perpetrators of commission as:

- A parent of the child;
- A spouse or former spouse of the child's parent;
- A paramour or former paramour of the child's parent;
- A person 14 years of age or older and responsible for the child's welfare or having direct contact with children as an employee of child care services, a school or through a program, activity or service;
- An individual 14 years of age or older who resides in the same home as the child;
- An individual 18 years of age or older who does not reside in the same home as the child, but is related within the third degree of consanguinity or affinity by birth or adoption to the child; or
- An individual 18 years of age or older who engages a child in severe forms of trafficking in persons or sex trafficking, as those terms are defined

under Section 103 of the Trafficking Victims Protection Act of 2000 (114 Stat. 1466, 22 U.S.C. § 7102).

The following individuals may be considered a perpetrator for failing to act:

- A parent of the child;
- A spouse or former spouse of the child's parent;
- A paramour or former paramour of the child's parent;
- A person 18 years of age or older and responsible for the child's welfare; or
- A person 18 years of age or older who resides in the same home as the child.

Relationships of perpetrators described in this report further define how the perpetrator was connected to the child. Reports may have more than one allegation of abuse by a perpetrator against a child victim. Because some children are victims of more than one type of abuse, the chart [[pg. 11](#)] illustrating the types of allegations will be a greater number than the number of children who were victims of child abuse.

If the alleged perpetrator does not fit the CPSL definition, the report is referred to law enforcement officials for investigation. Reports are also referred to law enforcement officials for a joint


CONTINUES ON PAGE 8





STATEWIDE CHILD PROTECTIVE SERVICES

SOURCES OF CHILD ABUSE REPORTS



41,360

TOTAL REPORTERS

33,890

MANDATED REPORTERS

7,470

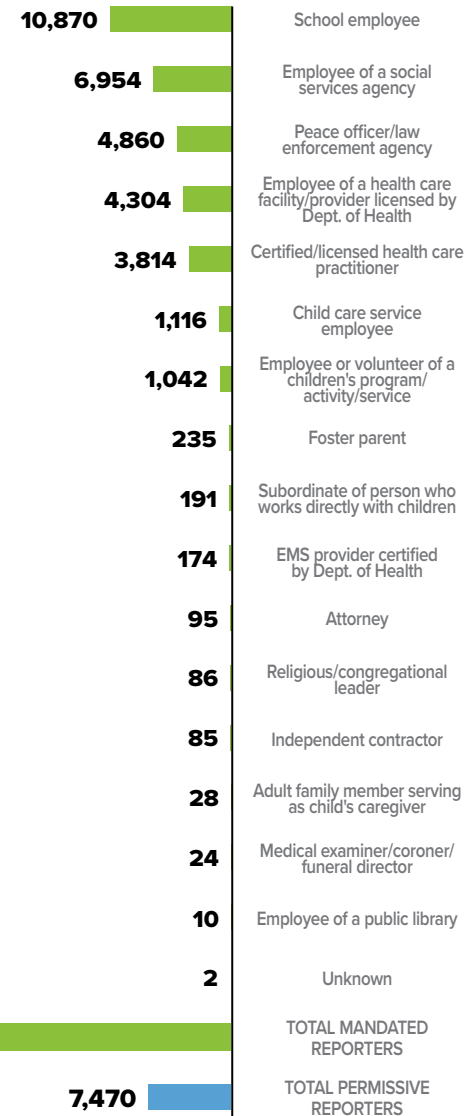
PERMISSIVE REPORTERS

NOTES: A report may have more than one reporter; therefore, the total number of reporters will be greater than the total number of reports. Mandated reporter types reported prior to 2018 were reported using different categories.

The 'Unknown' classification includes instances in which the reporting source reported they were a Mandated Reporter, but their Mandated Reporter Type was not able to be identified.

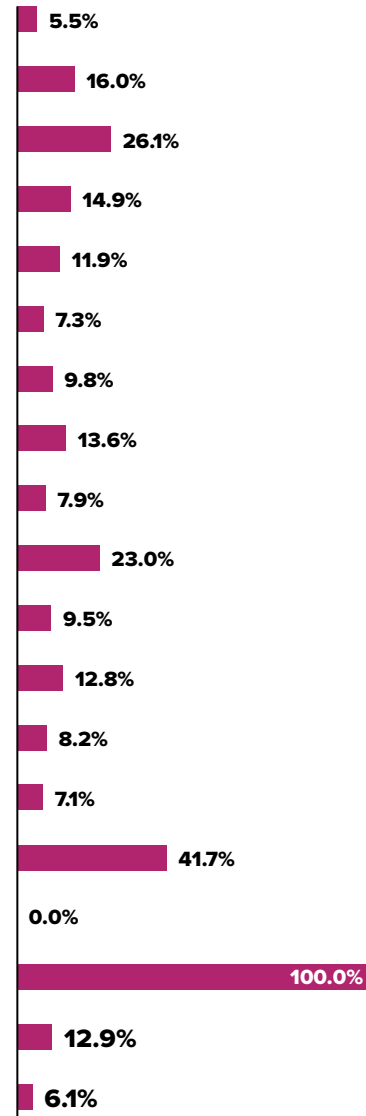
BREAKDOWN

TOTAL MANDATED REPORTERS BY REPORTER TYPE



BREAKDOWN

PERCENT OF REPORTS SUBSTANTIATED BY REPORTER TYPE



CONTINUED FROM PAGE 7

multidisciplinary team investigation with the CCYA and a health care professional when there are child abuse allegations that also include certain criminal offenses such as aggravated assault, kidnapping, sexual abuse, sex trafficking, or serious bodily injury by any perpetrator.

A child abuse investigation must determine within 30 days whether the report is:

- **FOUNDED** – there is court action including:
 - › A judicial adjudication that the child was abused;
 - › Acceptance into an accelerated rehabilitative disposition program;
 - › Consent decree entered in a juvenile proceeding; or
 - › Granting of a final protection from abuse order.
- **INDICATED** – CCYA or OCYF Regional Office staff find substantial evidence that abuse has occurred based on medical evidence, the child protective service investigation, or an admission by the perpetrator;
- **UNFOUNDED** – the alleged abuse did not meet the definition or criteria for abuse; or
- **PENDING** – status assigned to a report when the CCYA cannot complete the investigation within 60 calendar days because criminal or juvenile court action, to include an active criminal investigation, has been initiated.

CONTINUES ON PAGE 9



The status of indicated reports is approved by the CCYA administrator and reviewed by the CCYA solicitor.

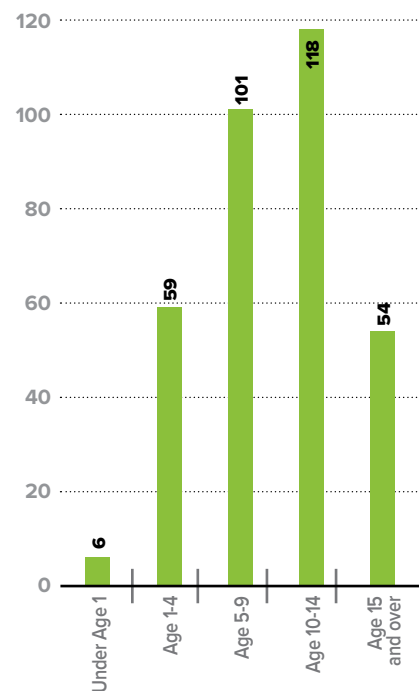
A CCYA may take up to 60 days to complete an investigation if there is a valid reason to not complete the investigation within 30 days, such as waiting on results from medical reports or other evaluations. The CCYA must document this reason in the case file.

Substantiated reports are kept on file at ChildLine until the victim's 23rd birthday. ChildLine keeps the adult perpetrator's information on file indefinitely if the name and date of birth or social security number of the perpetrator is known. Under certain circumstances, minor perpetrator's information is expunged. Unfounded reports are kept on file at ChildLine for one year from the date of the report. They must be expunged within 120 days following the one-year period. If the unfounded case is accepted for services, the report is maintained as part of the case record and is then kept on file for one year following closure of the case. The report is expunged within 120 days following the one-year period. CCYAs may maintain information regarding unfounded and substantiated reports that have been expunged in the Statewide database, for access by the county agency to assist in future risk and safety assessments and research, for an indefinite amount of time. Information that may be maintained by CCYAs regarding unfounded and substantiated reports that have been expunged in the Statewide

REPORTS OF REPEAT ABUSE SUSPECTED VS. SUBSTANTIATED



BREAKDOWN SUBSTANTIATED REPORTS OF REPEAT ABUSE BY AGE OF VICTIM



STATEWIDE CHILD PROTECTIVE SERVICES



database may not be released to the public, or used for research that may be provided to the public. In this report, “founded” and “indicated” reports of child abuse will be referred to as “substantiated” reports.

REPEAT ABUSE

ChildLine uses the statewide database to identify if a child victim on a new report has been previously identified as a victim in a substantiated report of abuse. Upon receipt of a report at ChildLine, a caseworker searches the statewide database to identify if any subject of the report — including the child's parent, perpetrator, or the child themselves — was involved in a previous substantiated report or one that is under investigation. In addition, during the course of a current investigation, it is possible that other previously unreported incidents of child abuse are disclosed. For example, an investigation can reveal another incident of abuse that was never before disclosed by the child or the family for a number of reasons. These previously unreported incidents are registered with ChildLine and handled as separate reports. Both types of reports are reflected in the graphic depicting reports of repeat abuse.

DHS: OCYF REGIONAL OFFICES

DHS's Office of Children, Youth and Families (OCYF) has regional offices in Philadelphia, Scranton, Harrisburg, and Pittsburgh. Regional office responsibilities include:

- Monitoring, licensing, and providing technical assistance to CCYAs, foster family care agencies, adoption agencies and residential and day treatment facilities;
- Investigating child abuse when the alleged perpetrator is a CCYA employee or one of its agents;
- Conducting comprehensive reviews of all child fatalities and near fatalities as a result of suspected child abuse that occur within the commonwealth;
- Monitoring CCYAs' implementation and ongoing compliance with the CPSL;
- Ensuring regulatory compliance of agencies and facilities by investigating complaints and conducting annual inspections;
- Assisting CCYAs in the interpretation and implementation of new laws and regulations; and
- Reviewing and recommending approval of county needs-based plans and budget estimates.

When the suspected abuse has been committed by the CCYA or any of its agents or employees, the CPSL requires DHS to investigate reports of suspected child abuse due to conflict of interest. An agent of the CCYA is anyone who provides a children and youth social service for, or on behalf of, the CCYA. Agents might include resource parents, residential facility staff, and staff and volunteers at child care centers.

[illegible]

Map of the United Kingdom showing the four regions and their respective counts:

- WESTERN REGION**: 24 (green square), 434 (blue circle)
- NORTH-EAST REGION**: 23 (green square), 144 (blue circle)
- CENTRAL REGION**: 25 (green square), 219 (blue circle)
- SOUTHEAST REGION**: 23 (green square), 394 (blue circle)

■ Substantiated Reports ● Total Suspected Reports

10

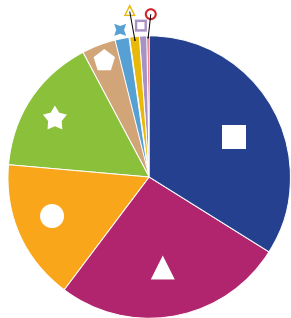




TYPES OF ALLEGATIONS SUBSTANTIATED REPORTS

5,129

TOTAL ALLEGATIONS



■ **1,749** (34.1%)

Sexual abuse

▲ **1,350** (26.3%)

Physical abuse/bodily injury

● **827** (16.1%)

Reasonable likelihood of bodily injury

★ **814** (15.9%)

Serious physical neglect

◆ **197** (3.8%)

Engaging in per se acts

✧ **92** (1.8%)

Likelihood of sexual abuse/exploitation

△ **57** (1.1%)

Severe form of trafficking in persons or sex trafficking*

◻ **40** (0.8%)

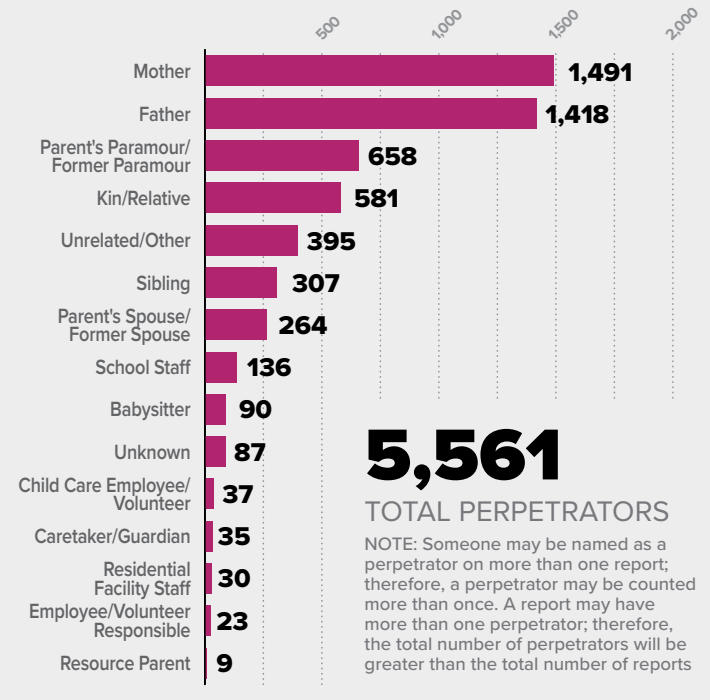
Serious mental injury

○ **3** (0.1%)

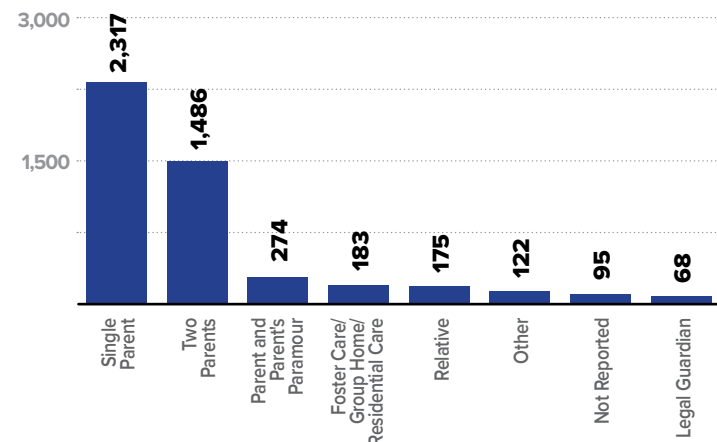
Munchausen Syndrome by proxy/
medical abuse

*55 sex trafficking and 2 labor trafficking.

RELATIONSHIP OF PERPETRATOR SUBSTANTIATED REPORTS

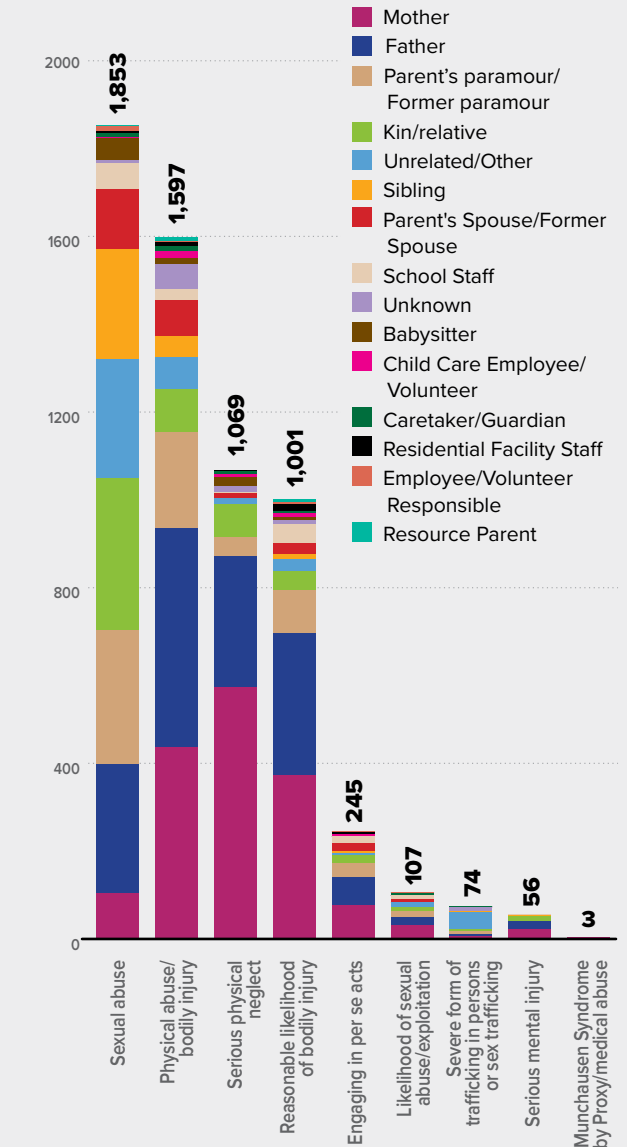


VICTIMS' LIVING ARRANGEMENT AT TIME OF ABUSE SUBSTANTIATED REPORTS



BREAKDOWN

RELATIONSHIP OF PERPETRATOR



DEFINITION: Per se act — The definition of child abuse also includes certain acts in which the act itself constitutes abuse without any resulting injury or condition.



CHILD ABUSE FATALITY AND NEAR FATALITY REVIEW AND ANALYSIS

THE FATALITY OR NEAR FATALITY OF A CHILD under suspicious circumstances impacts the wider community, with everyone left wondering what could have been done differently to prevent the incident from occurring. DHS is required to review circumstances surrounding cases where suspected child abuse might have occurred, which helps the community better understand what led to the fatality or near fatality, and to help initiate a discussion on how Pennsylvanians can help prevent future occurrences.

Act 33 became effective December 30, 2008 and requires that child fatalities and near fatalities where abuse is suspected be reviewed at the state and county levels. The review of child fatalities was not new to the field of child welfare, but rather codified and built upon the existing review process for fatalities to include the review of near fatalities. Act 44 of 2014 further addressed public disclosure provisions by permitting the investigating CCYA to release information to the public prior to the completion of its fatality or near fatality review team report. Act 33 of 2008 and Act 44 of 2014 increased child-serving systems' transparency and accountability related to child fatalities and near fatalities by granting public access to information related to each child fatality or near fatality when abuse is suspected.

Upon receipt of a report of suspected child abuse involving a fatality or near fatality, two types of reviews are immediately initiated:

- The first level of review occurs at the local level in accordance with an established protocol and involves the CCYA convening a team broadly representative of the community, consisting of at least six individuals who have expertise in the prevention and treatment of child abuse. County Child Abuse Fatality and Near Fatality Review Teams are required to review cases when it has been determined that abuse occurred, or when a final status determination has not been made within 30 calendar days from the date of the report to ChildLine.
- DHS is responsible for conducting the second level of review for all child fatalities and near fatalities when abuse is suspected, regardless of the status determination. This means that both substantiated and unfounded cases will be reviewed.

DHS has also convened a Statewide Child Fatality and Near Fatality Trend Analysis Team consisting of cross-system partners and external stakeholders. The team's purpose is to continuously analyze data and information gathered to determine the contributing factors and symptoms of abuse and to form recommendations for policy and practice changes at the state and local levels. The team will use the analyses to promote and support the implementation of effective prevention efforts in Pennsylvania that may prevent similar future occurrences. These reviews seek to identify areas that require systemic change in order to improve the delivery of services to children and families, and develop data-driven and research-informed recommendations, which will ultimately enhance the commonwealth's ability to protect children. In February 2019, the first Child Abuse Fatality and Near Fatality Trend Analysis Team report was released detailing the findings and recommendations for incidents reported in calendar years 2015 and 2016. The report is available at www.dhs.pa.gov/docs/OCYF/Pages/Fatality-Reports.aspx. The trend team will continue analyzing child abuse fatalities and near fatalities in subsequent years and release the findings and recommendations developed.



CHILD FATALITY AND NEAR FATALITY ANALYSIS

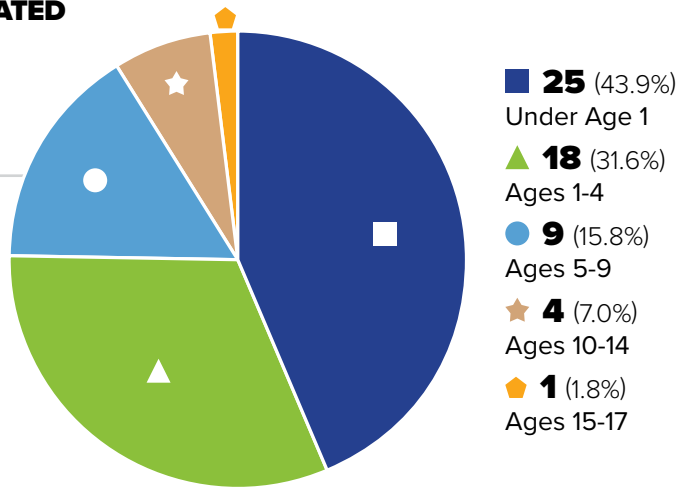
Upon completion of DHS's review, a final redacted report is posted at www.dhs.pa.gov/docs/OCYF/Pages/Fatality-Reports.aspx unless the district attorney certifies that the release of the report may compromise a pending criminal investigation or proceeding. After verification from the district attorney that there is no longer a certification barring the report's release, DHS's redacted report is posted to facilitate the release of information to the public.

SUBSTANTIATED FATALITIES

57

21
37%
FEMALE

36
63%
MALE

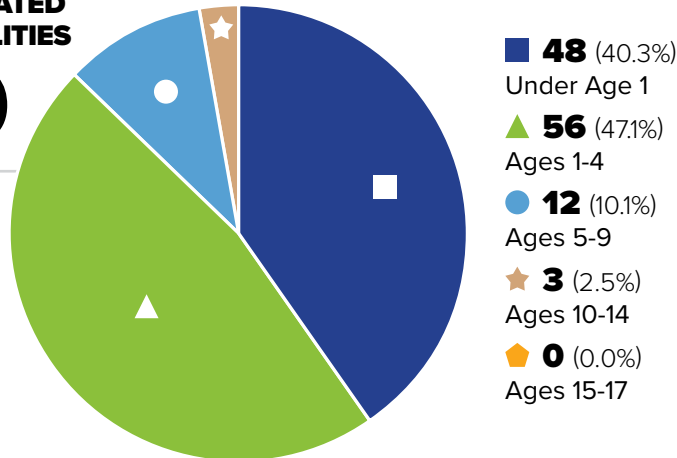


SUBSTANTIATED NEAR FATALITIES

119

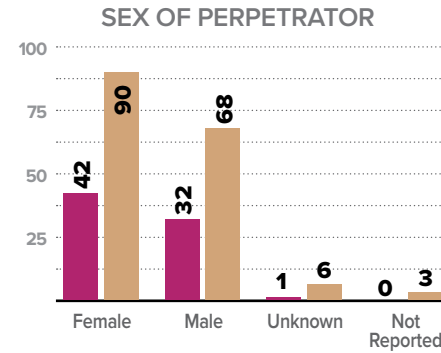
52
44%
FEMALE

67
56%
MALE

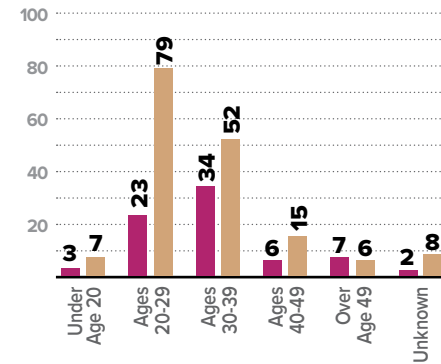


PERPETRATOR

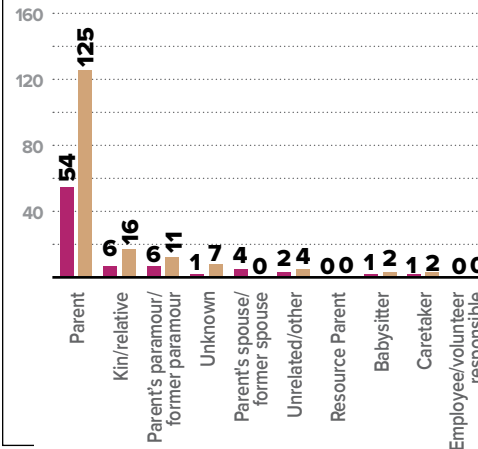
■ FATALITIES ■ NEAR FATALITIES



AGE OF PERPETRATOR



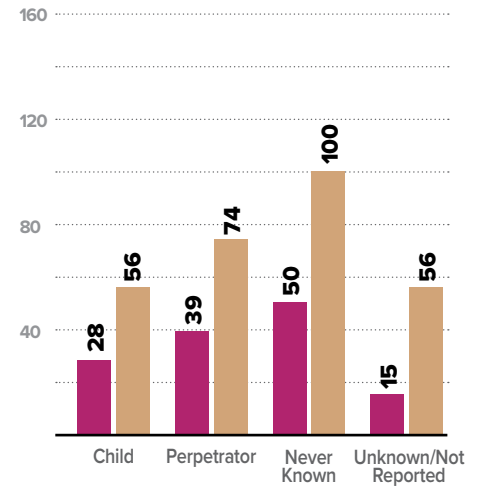
RELATIONSHIP TO VICTIM



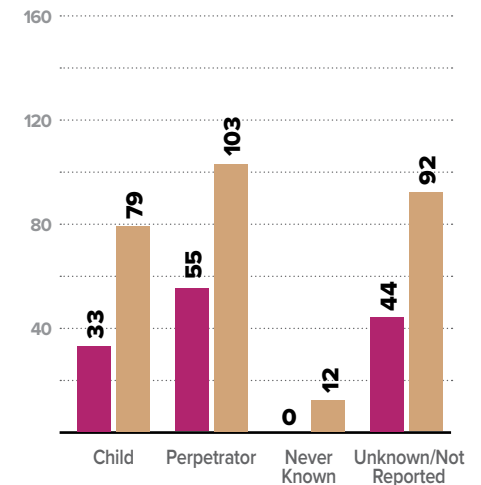
PREVIOUS INVOLVEMENT

PRIOR TO OR AT TIME OF INCIDENT

KNOWN TO CCYA



KNOWN TO COMMUNITY AGENCIES



NOTE: Community agencies are defined broadly as any public or private agency providing services and/or care to the victim, parent, and/or perpetrator. Individuals reflected as having "Unknown/Not Reported" prior involvement will include substantiated unknown perpetrators who in previous years had been counted under "Never Known to Agency."

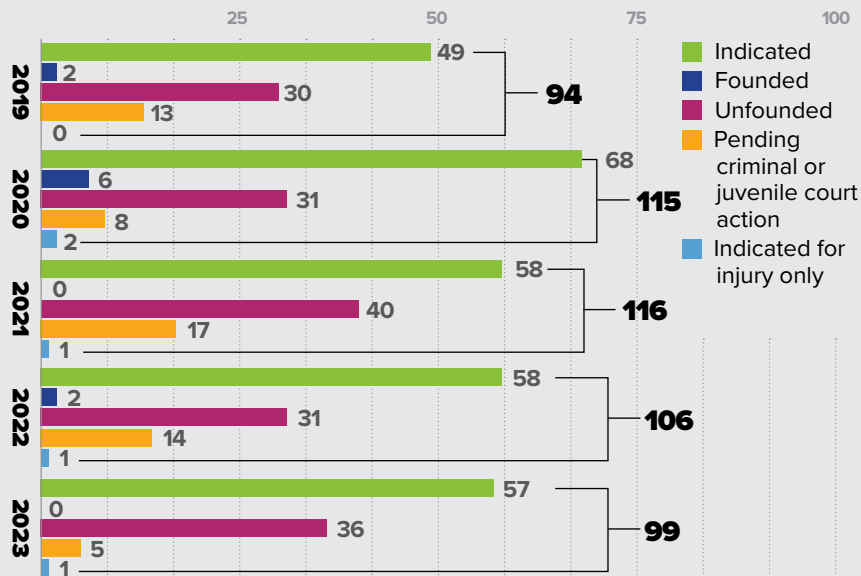
NOTE: A report may have more than one perpetrator; therefore, the total number of perpetrators will be greater than the total number of reports.



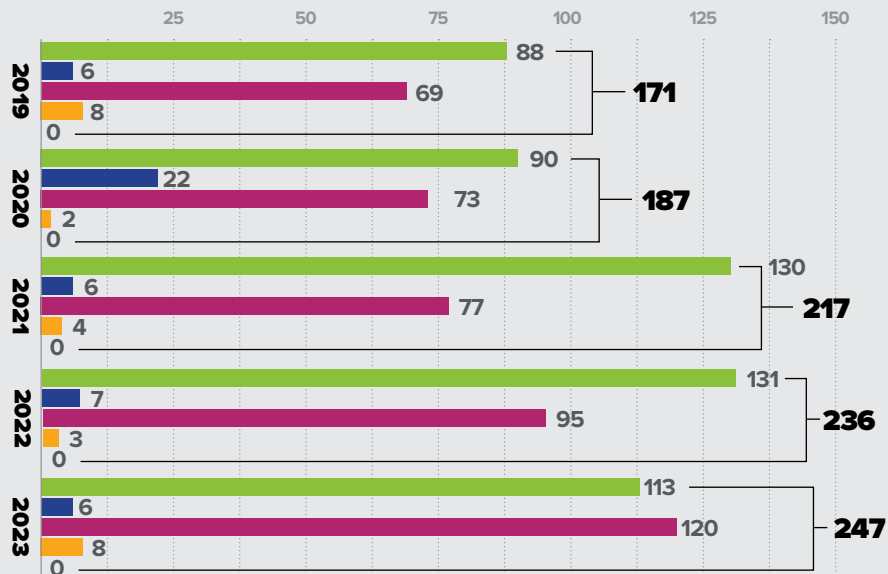


CHILD FATALITY AND NEAR FATALITY ANALYSIS

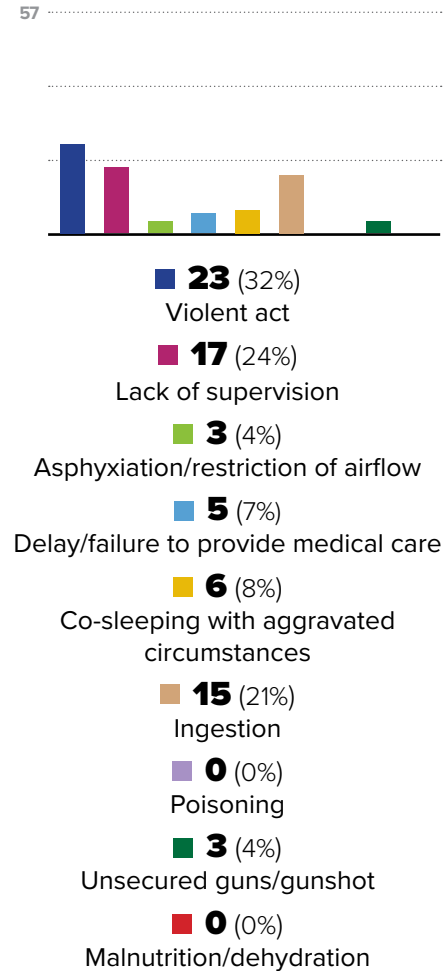
TOTAL CHILD FATALITY REPORTS // 5-YEAR ANALYSIS



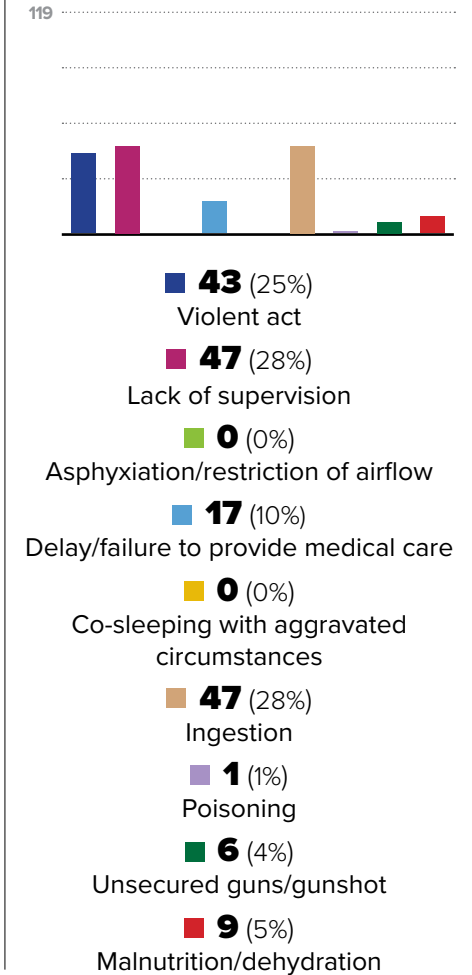
TOTAL NEAR FATALITY REPORTS // 5-YEAR ANALYSIS



SUBSTANTIATED CHILD ABUSE FATALITIES DETERMINED CAUSE



SUBSTANTIATED NEAR FATALITIES DETERMINED CAUSE



NOTE: A child abuse fatality or near fatality may have more than one determining cause; therefore, the number of determining causes will be greater than the total number of fatalities or near fatalities, and the percentage totals will be over 100%, as this is the percentage of total substantiated fatality and near fatality reports.

Twelve (52 percent) of the violent act fatalities involved abusive head trauma (AHT), while 29 (67 percent) of the violent act near-fatalities involved AHT. AHT is defined as an injury to the skull or intracranial contents of an infant or child less than five years of age, due to inflicted blunt impact and/or violent shaking.

Thirteen (87 percent) of fatalities and 25 (52 percent) of near fatalities with ingestion or poisoning as the determined cause involved opioids.

Data for 2019 was extracted on 3/23/20. Data for 2020 and 2021 was extracted on 3/21/22. Data for 2022 was extracted on 3/27/23. Data for 2023 was extracted on 3/18/24. In 2019, there were two substantiated near fatality reports involving one child. In 2021, there were two substantiated fatality reports for the same child. There were also two substantiated near fatality reports for two separate children (a total of four reports for two children). In 2023, there were two fatality reports for the same child, one was pending criminal court and the other was substantiated. Also in 2023, there were two substantiated near fatality reports for the same child and incident.



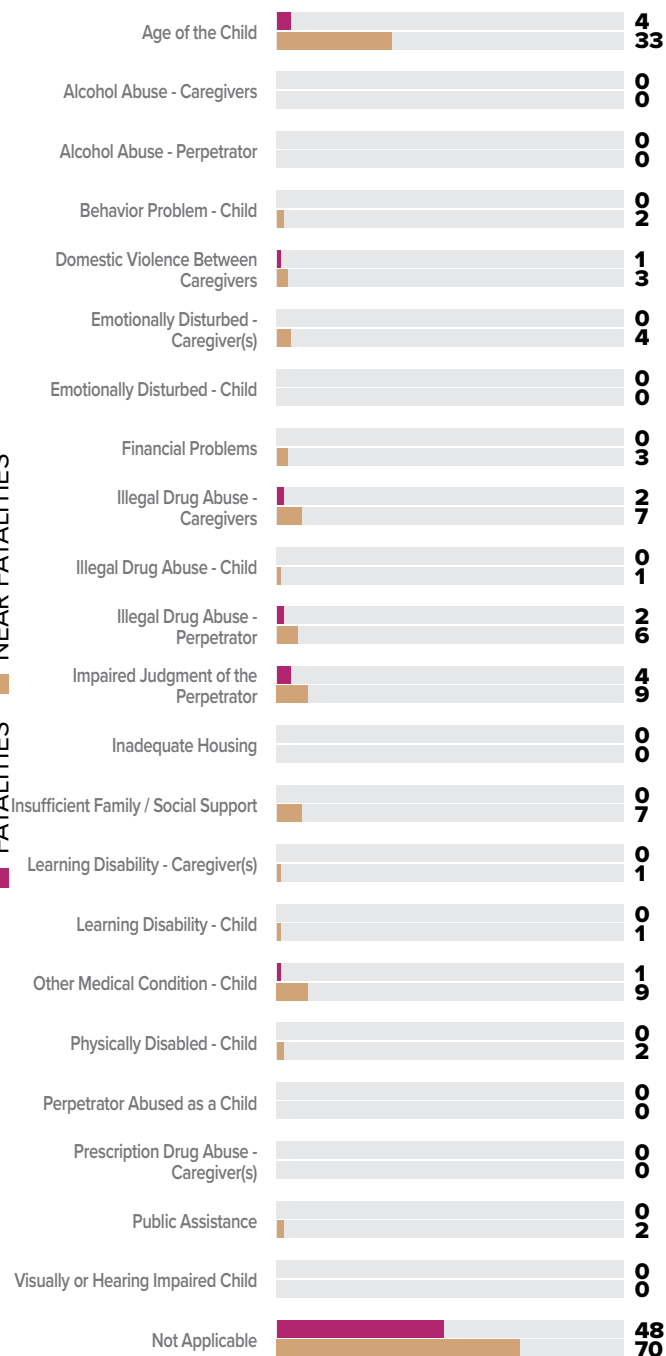
CHILD ABUSE FATALITY AND NEAR FATALITY REVIEW AND ANALYSIS

57
SUBSTANTIATED
FATALITIES

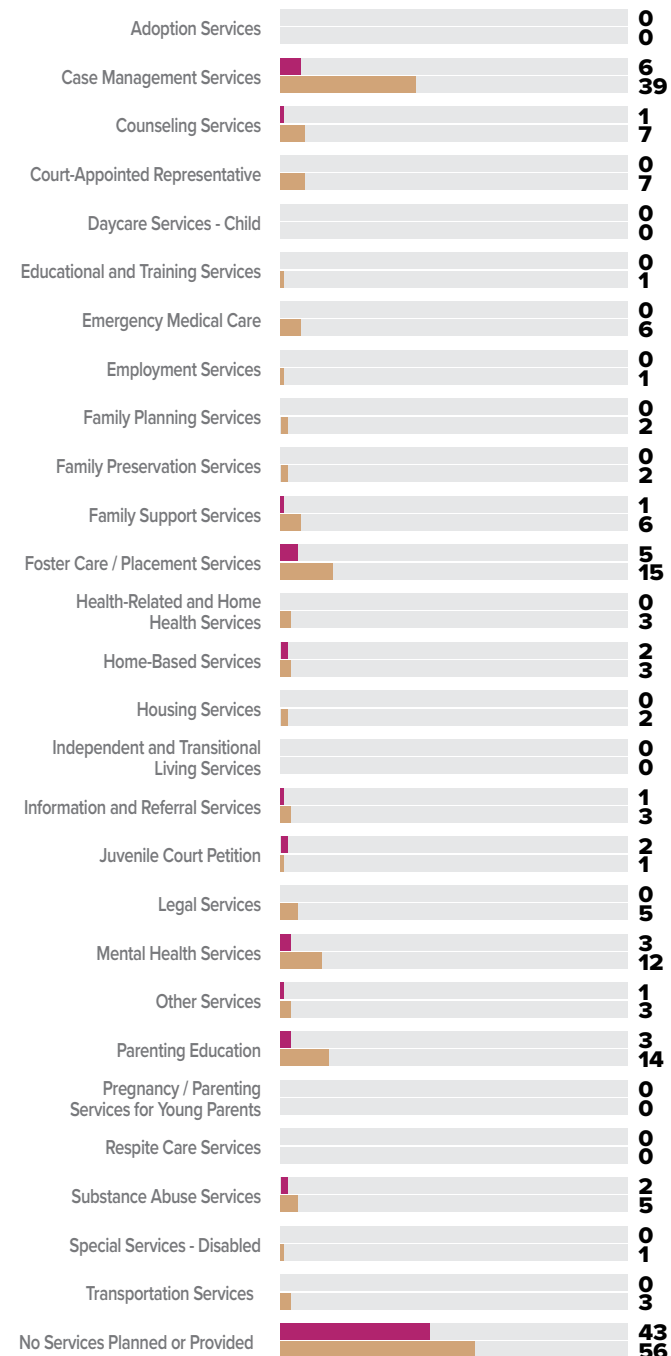
119
SUBSTANTIATED
NEAR FATALITIES

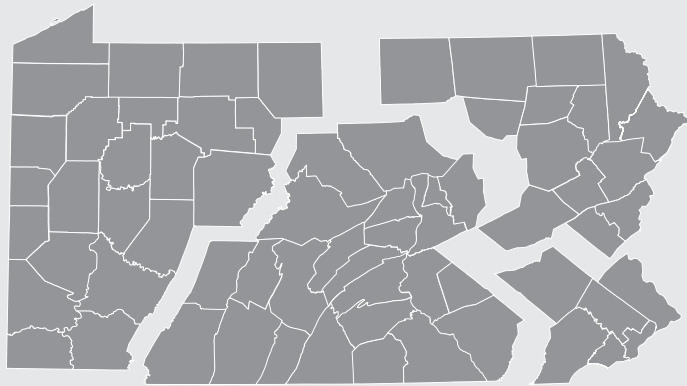
FATALITIES
NEAR FATALITIES

INVESTIGATIONS CONTRIBUTING FACTORS



INVESTIGATIONS SERVICES PLANNED OR PROVIDED TO FAMILY





REGIONAL OFFICE INVESTIGATIONS

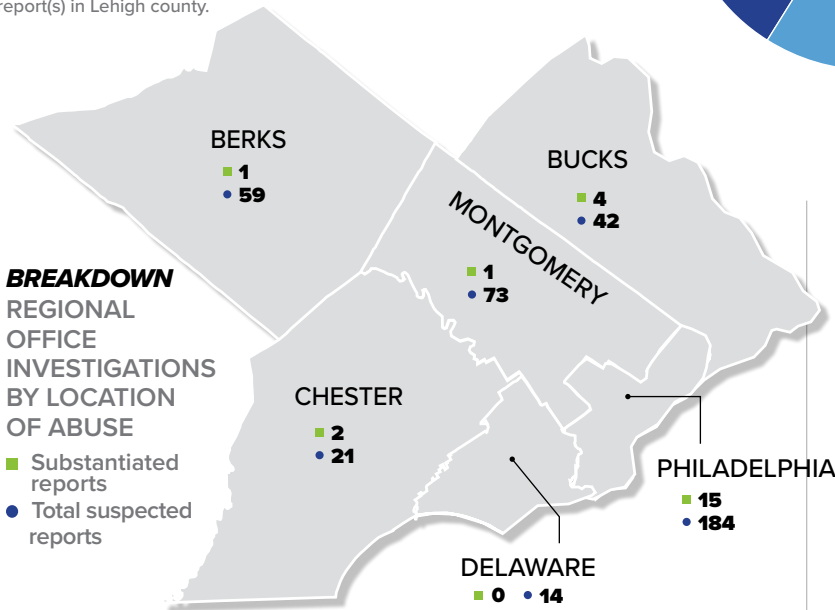
In 2023, OCYF Regional Office staff investigated 1,191 reports of suspected child abuse involving agents of a county agency, a decrease of 2.7 percent from 2022 (1,224 reports). The overall OCYF Regional Office substantiation rate was 8.0 percent, a decrease from 2022 which was 9.5 percent.

SOUTHEAST REGION

394
TOTAL REPORTS

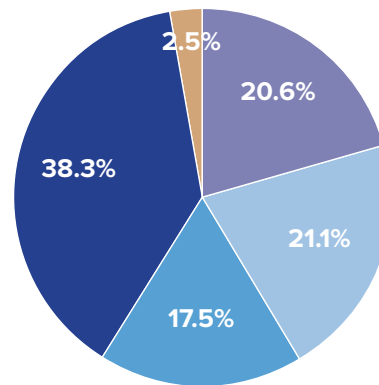
23
SUBSTANTIATED REPORTS

NOTE: Not shown on map: 1 suspected report(s) of abuse and 0 substantiated report(s) in Lehigh county.



BREAKDOWN
REGIONAL
OFFICE
INVESTIGATIONS
BY LOCATION
OF ABUSE

■ Substantiated reports
● Total suspected reports



TOTAL REPORTS BY SETTING OF INCIDENT

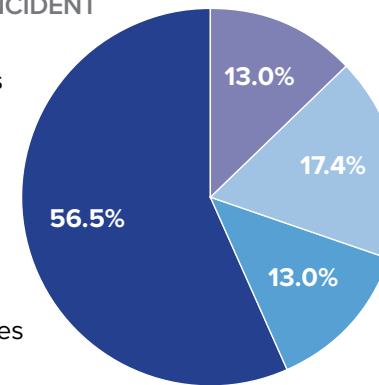
■ **81** (20.6%)
Adoption Services

■ **83** (21.1%)
Foster family care

■ **69** (17.5%)
Other child care services

■ **151** (38.3%)
Residential Services

■ **10** (2.5%)
Unknown



SUBSTANTIATED REPORTS

■ **3** (13.0%)
Adoption Services

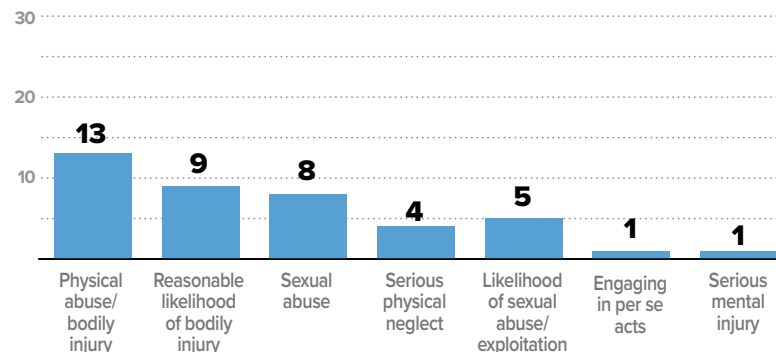
■ **4** (17.4%)
Foster family care

■ **3** (13.0%)
Other child care services

■ **13** (56.5%)
Residential Services

■ **0** (0.0%)
Unknown

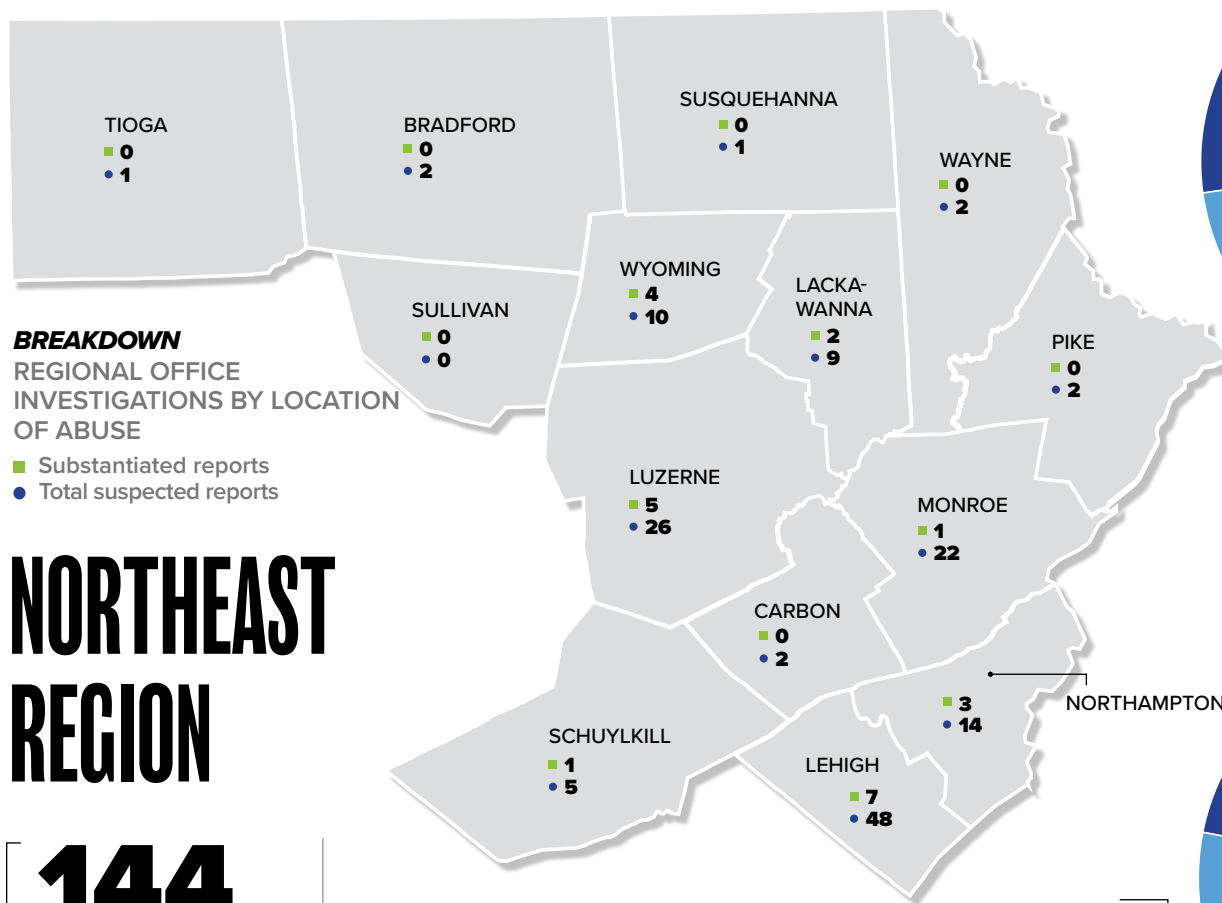
BREAKDOWN SUBSTANTIATED REPORTS BY ALLEGATION



NOTE: A report may have more than one substantiated allegation; therefore, the total number of allegations will be greater than the total number of substantiated reports.

Percentages may not equal 100 percent due to rounding.

The Southeast Regional Office was the investigating agency for one near fatality in 2023.



BREAKDOWN
REGIONAL OFFICE
INVESTIGATIONS BY LOCATION
OF ABUSE

■ Substantiated reports
● Total suspected reports

NORTHEAST REGION

144

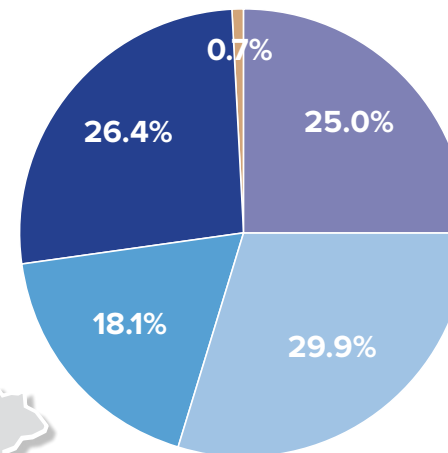
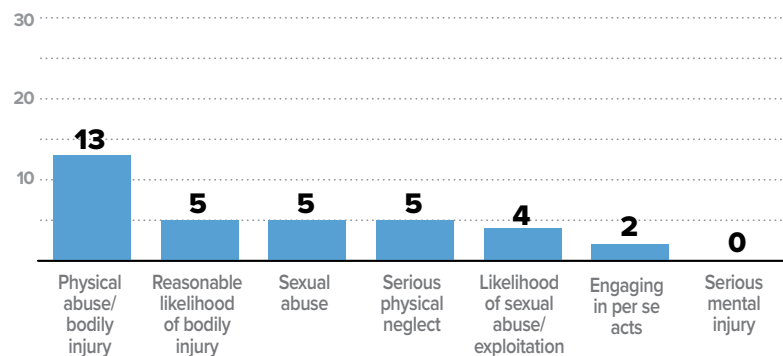
TOTAL REPORTS

23

SUBSTANTIATED
REPORTS

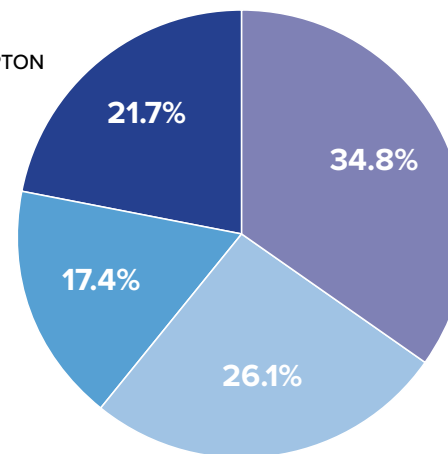
The Northeast Regional Office was the investigating agency for one near fatality in 2023.

BREAKDOWN
SUBSTANTIATED REPORTS BY ALLEGATION



TOTAL REPORTS
BY SETTING
OF INCIDENT

■ **36** (25.0%)
Adoption Services
■ **43** (29.9%)
Foster family care
■ **26** (18.1%)
Other child care services
■ **38** (26.4%)
Residential Services
■ **1** (0.7%)
Unknown



**SUBSTANTIATED
REPORTS**

■ **8** (34.8%)
Adoption Services
■ **6** (26.1%)
Foster family care
■ **4** (17.4%)
Other child care services
■ **5** (21.7%)
Residential Services
■ **0** (0.0%)
Unknown

NOTE: A report may have more than one substantiated allegation; therefore, the total number of allegations will be greater than the total number of substantiated reports. Percentages may not equal 100 percent due to rounding.

CENTRAL REGION

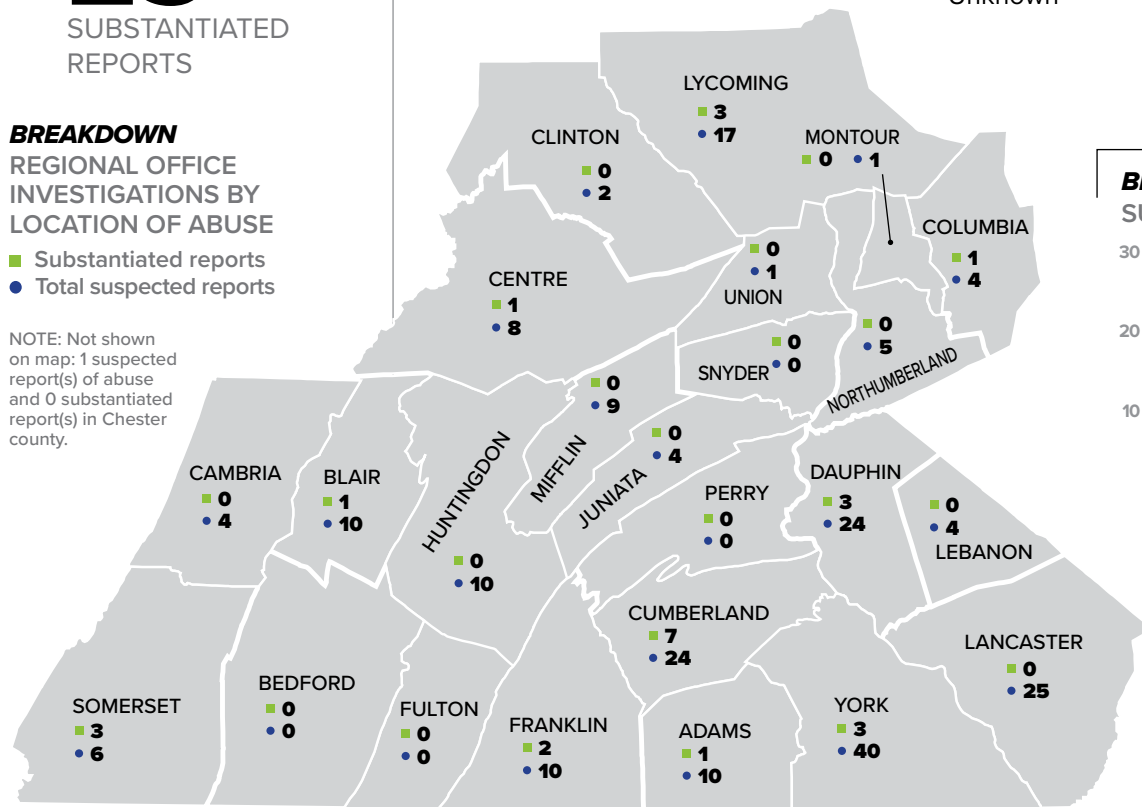
219
TOTAL REPORTS

25
SUBSTANTIATED
REPORTS

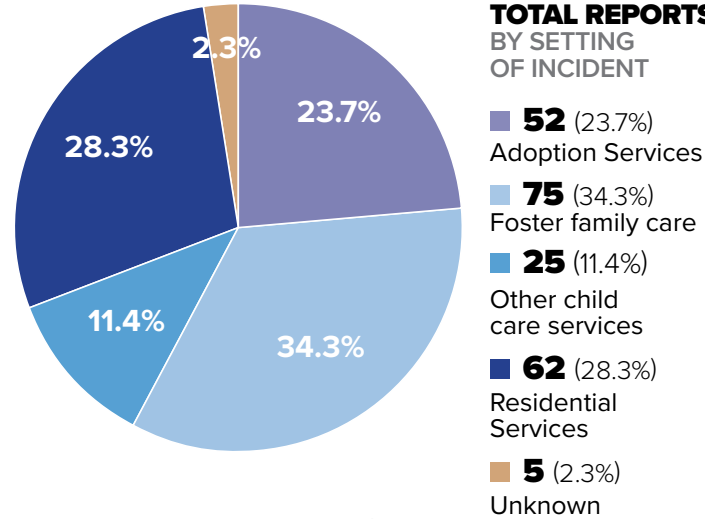
BREAKDOWN REGIONAL OFFICE INVESTIGATIONS BY LOCATION OF ABUSE

■ Substantiated reports
● Total suspected reports

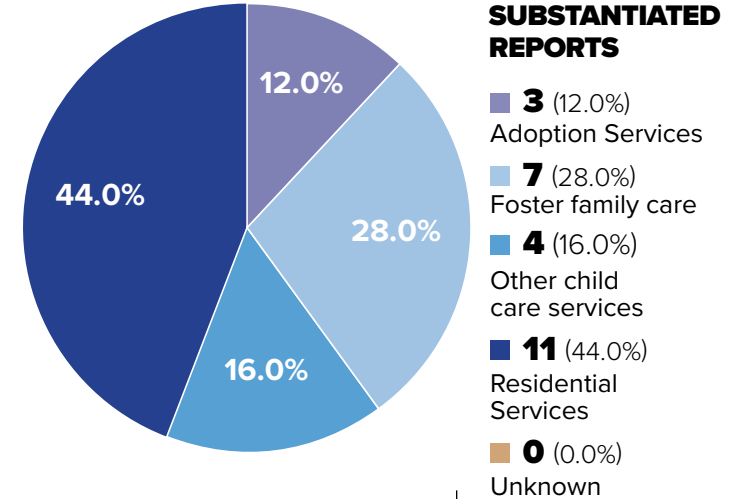
NOTE: Not shown
on map: 1 suspected
report(s) of abuse
and 0 substantiated
report(s) in Chester
county.



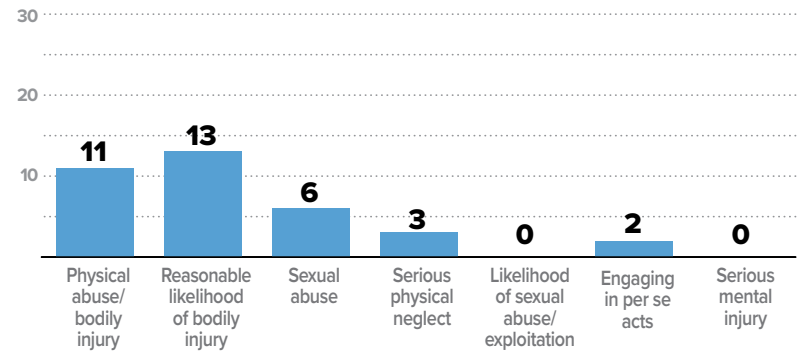
TOTAL REPORTS BY SETTING OF INCIDENT



SUBSTANTIATED REPORTS



BREAKDOWN SUBSTANTIATED REPORTS BY ALLEGATION



The Central Regional Office was the investigating agency for one near fatality in 2023.

NOTE: A report may have more than one substantiated allegation; therefore, the total number of allegations will be greater than the total number of substantiated reports.

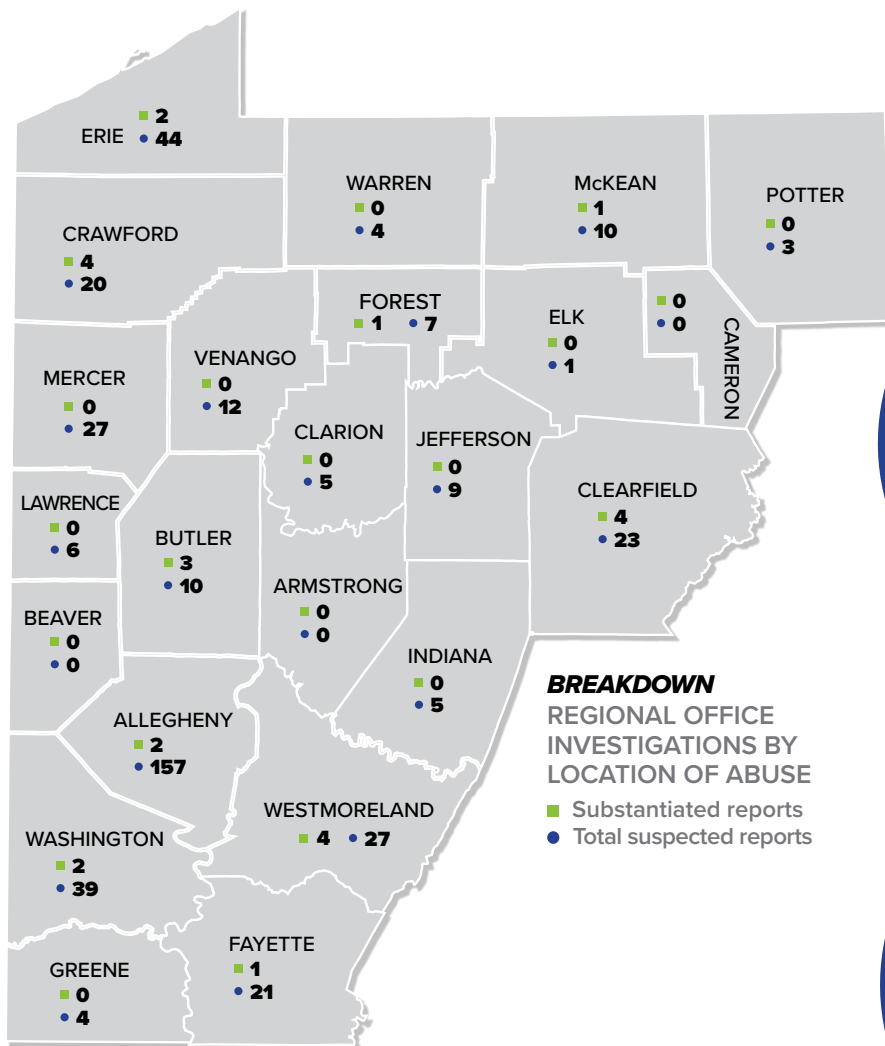
Percentages may not equal 100 percent due to rounding.

WESTERN REGION

434
TOTAL REPORTS

24
SUBSTANTIATED
REPORTS

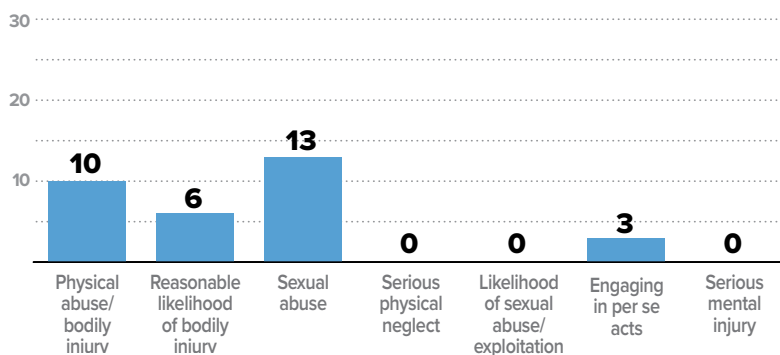
The Western Regional Office was the investigating agency for one fatality in 2023.



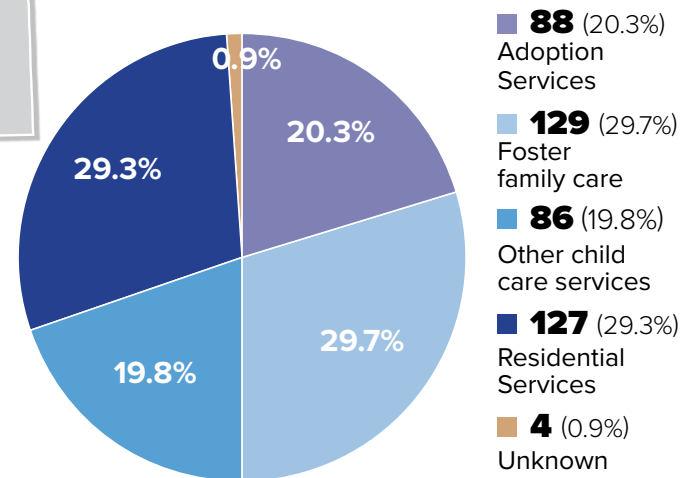
BREAKDOWN
REGIONAL OFFICE
INVESTIGATIONS BY
LOCATION OF ABUSE

■ Substantiated reports
● Total suspected reports

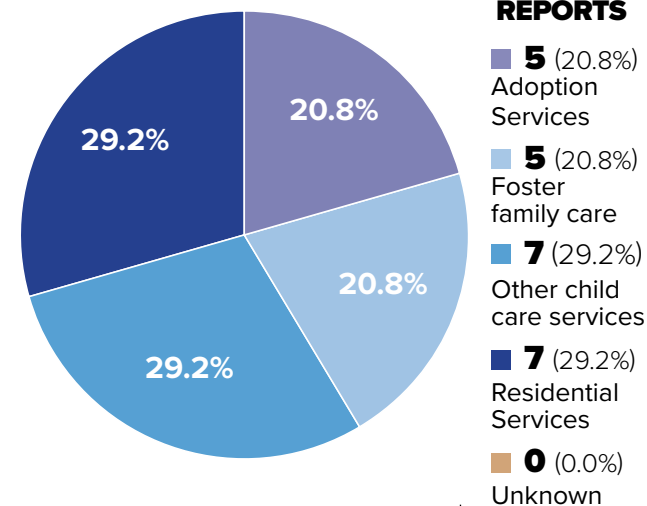
BREAKDOWN
SUBSTANTIATED REPORTS BY ALLEGATION



TOTAL REPORTS
BY SETTING
OF INCIDENT



**SUBSTANTIATED
REPORTS**



NOTE: A report may have more than one substantiated allegation; therefore, the total number of allegations will be greater than the total number of substantiated reports.

Percentages may not equal 100 percent due to rounding.

CHILD ABUSE IN CHILD CARE SETTINGS

THE CHILD PROTECTIVE SERVICES LAW

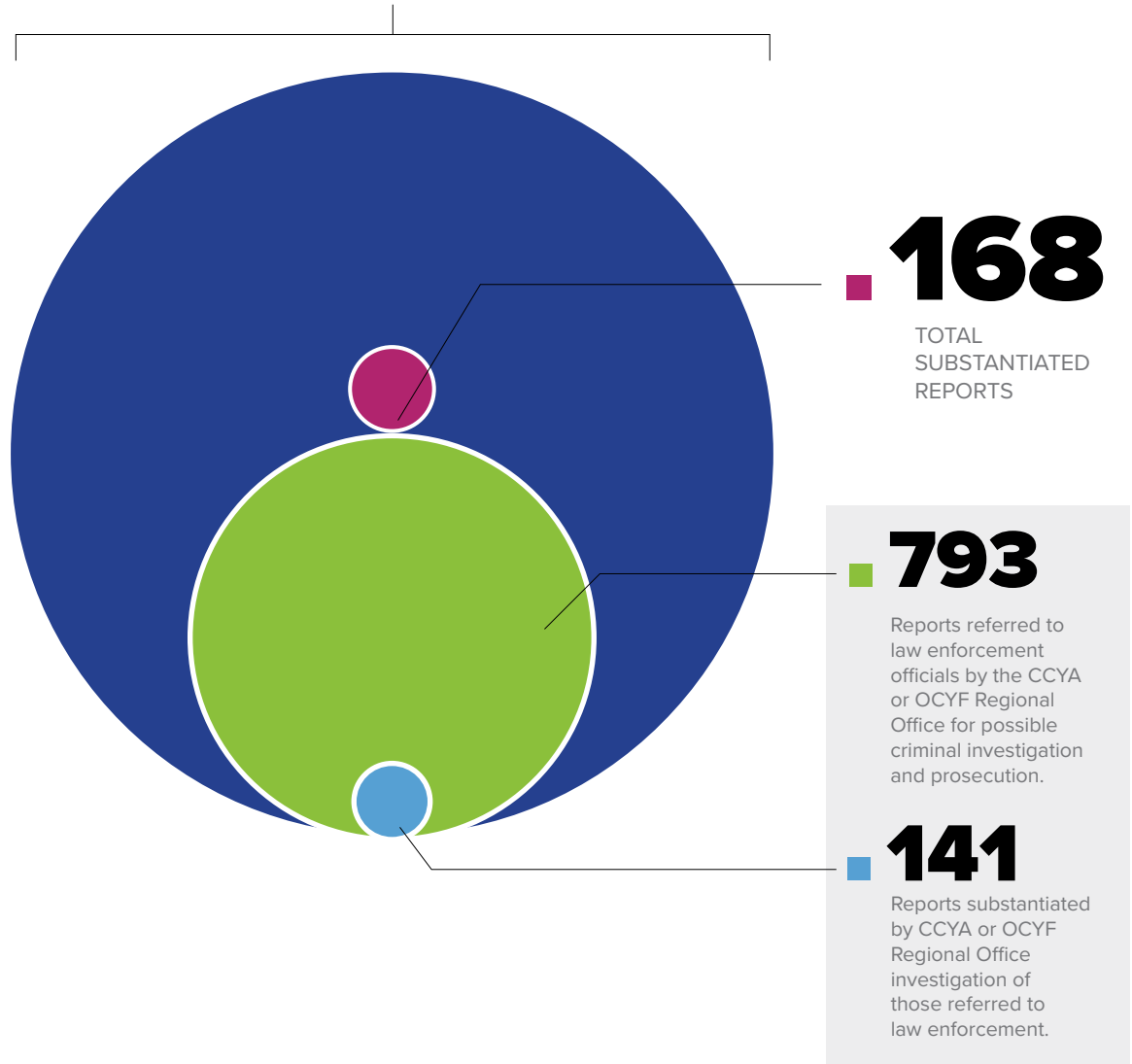
requires DHS to report on the services provided to children who were abused in child care settings and the action taken against the perpetrators. Child care settings include family child care homes, child care centers, foster homes, boarding homes for children, juvenile detention centers, residential facilities, and institutional facilities. It does not include baby sitters (paid or unpaid) arranged by parents.

In 2023, there were 1,518 reports for suspected abuse of children in child care settings. A total of 168, 11 percent, were substantiated. DHS investigated 89 of the substantiated reports because the alleged perpetrators were agents of a CCYA.

Social services were planned and/or provided to alleged victims, parents, and/or perpetrators involved in the investigated reports, when appropriate. In 793 reports, 52 percent, information was referred to law enforcement officials by the CCYA or OCYF Regional Office for criminal investigation and prosecution; 141 of these reports were substantiated by the CCYA or OCYF Regional Office investigation.

■ **1,518**

SUSPECTED REPORTS OF CHILD ABUSE
IN CHILD CARE SETTINGS



SUBSTANTIATED REPORTS IN CHILD CARE SETTINGS

TYPES OF ABUSE BY SETTING AND BY PERPETRATOR

- PHYSICAL ABUSE/BODILY INJURY

REASONABLE LIKELIHOOD OF BODILY INJURY

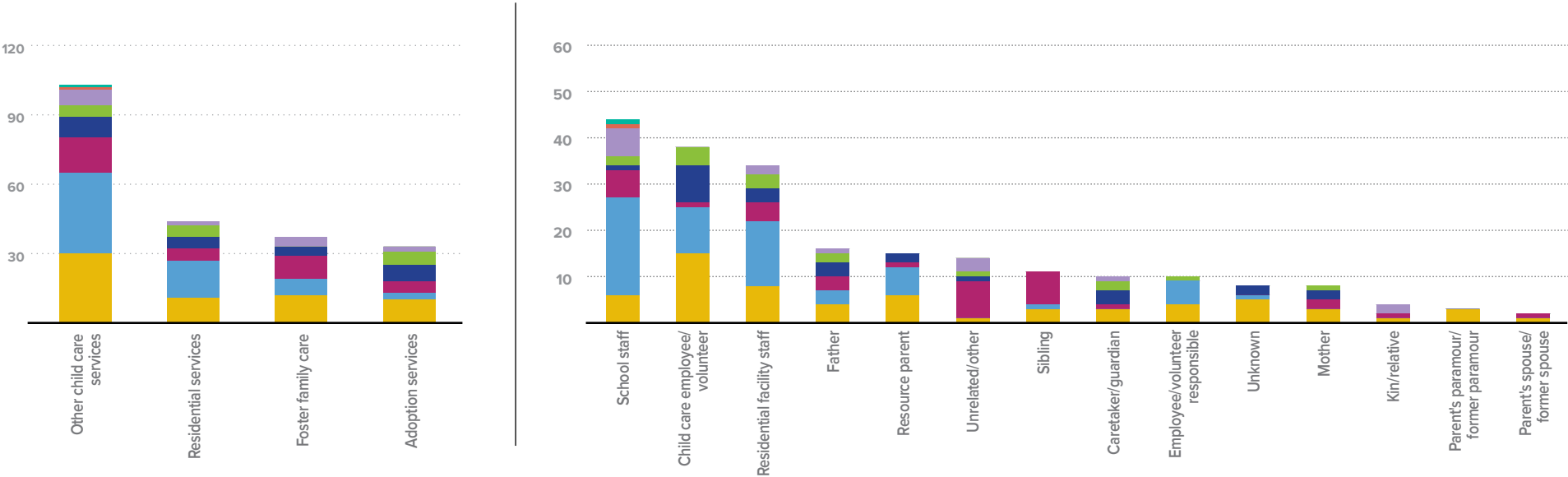
SEXUAL ABUSE
- SERIOUS PHYSICAL NEGLECT

ENGAGING IN PER SE ACTS

LIKELIHOOD OF SEXUAL ABUSE/EXPLOITATION
- SEVERE FORM OF TRAFFICKING OR SEX TRAFFICKING

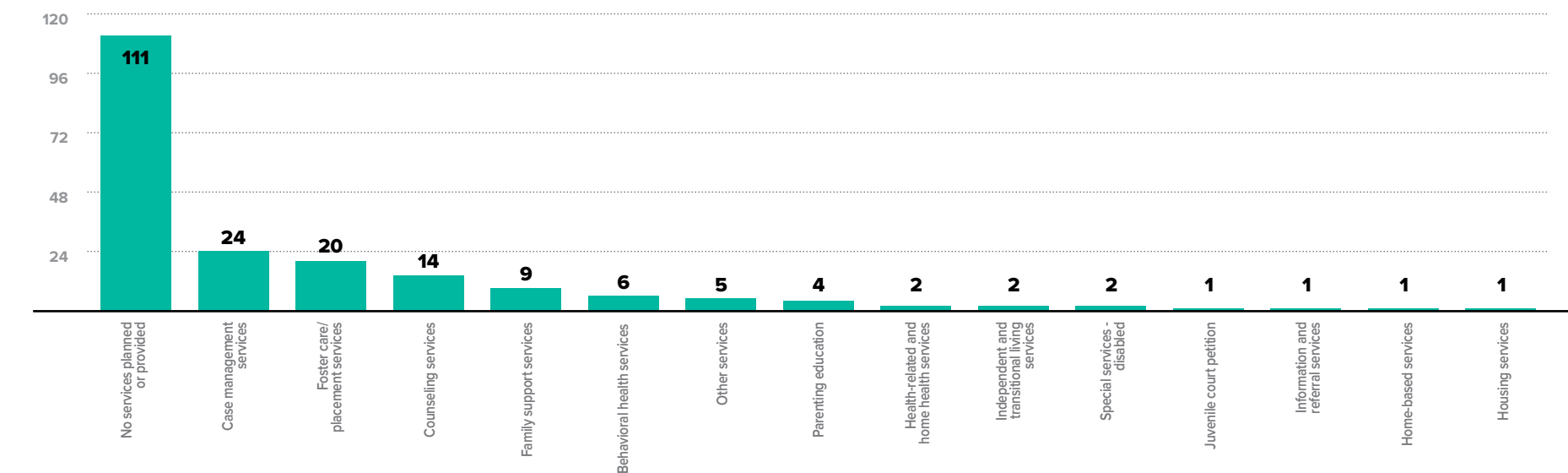
SERIOUS MENTAL INJURY

NOTE: A report may have more than one category of abuse and more than one perpetrator; therefore, the total category of abuse number and perpetrator number may be greater than the total number of reports.



SERVICES PLANNED OR PROVIDED FOR SUBSTANTIATED REPORTS IN CHILD CARE SETTINGS

FOR CHILD, PARENT, AND/OR PERPETRATOR



NOTE: More than one service may be provided; therefore, the total number of services will be greater than the number of reports.

CHILD CARE DEVELOPMENT FUND REPORTING

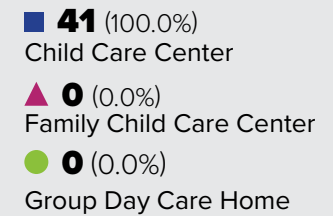
THE CHILD CARE AND DEVELOPMENT BLOCK GRANT

(CCDBG) ACT OF 2014 is a law that authorizes the Child Care and Development Fund (CCDF) program. CCDF is administered by states, territories and tribes and outlines how federal funds will be used to provide financial assistance to low-income families to access child care. A final rule implementing the CCDBG Act and updating the CCDF regulations for the first time since 1998 were published on September 23, 2016. The rule applies to states, territories and tribes administering CCDF and incorporates and clarifies changes made through the bipartisan CCDBG Act.

The Act and rule establish a baseline for health, safety, and quality through requirements which include a requirement for states to make available by electronic means, information showing the number of deaths, serious injuries and instances of substantiated child abuse that occur in child care settings each year. OCYF added this section for the first time to the 2021 Annual Child Abuse Report in order to support the Office of Child Development and Early Learning (OCDEL) in providing data that will satisfy the requirements to report these substantiated child abuse cases which occur in Child Care Centers, Family Child Care and Group Child Care Homes.

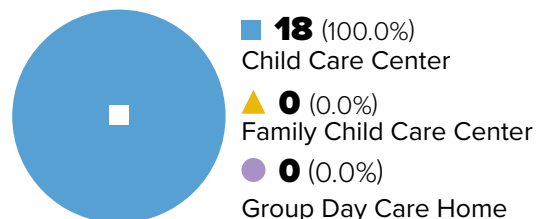
In 2023, there were 41 substantiated reports of child abuse that involved these types of settings. Of these reports, 18 involved substantiated allegations of physical abuse/bodily injury, and 0 involved a substantiated fatality. Further breakdowns of these totals by facility type can be found in the corresponding tables in this section.

ABUSE IN OCDEL FACILITIES SUBSTANTIATED REPORTS

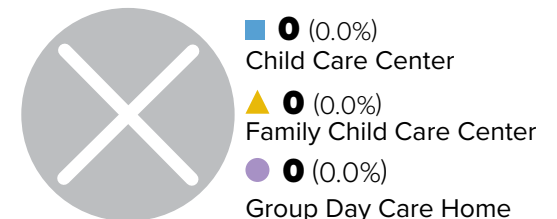


ABUSE IN OCDEL FACILITIES BY ABUSE TYPE SUBSTANTIATED REPORTS

PHYSICAL ABUSE/BODILY INJURY



FATALITY



RACE/ETHNICITY METRICS

PENNSYLVANIA IS COMMITTED to addressing racial disparities in the child welfare system. Understanding the impact of racial disparity in the child welfare system requires recognition of the points at which bias can enter the system and how inequities at each point can impact the trajectory of children and families as they move through the system. Racial disparity can often be found at the very point where families often first come into contact with the child welfare system.

In Pennsylvania, there are significant racial disparities in the number of suspected child abuse and neglect reports that are received by the CCYAs and ChildLine, Pennsylvania's child abuse hotline. The **2021 DHS Racial Equity Report** noted that Black children made up 14 percent of the total child population in Pennsylvania but represented 21 percent of potential victims of abuse in child protective service reports.

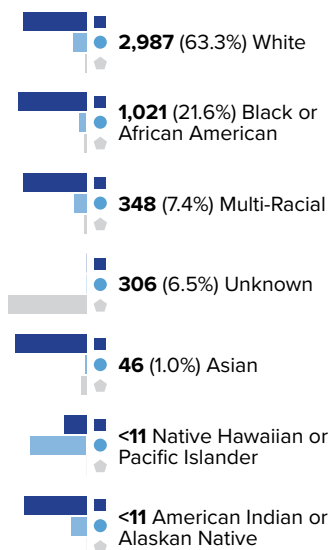
Prior to the development of the current Child Welfare Information System (CWIS), race and ethnicity data was not maintained within the Statewide database. However, changes to the Child Protective Services Law (CPSL) that became effective on December 31, 2014, added a stipulation that the Statewide database should include the race and ethnicity of subjects of reports. As a result, the current CWIS was developed in a manner which made it possible for race and ethnicity to be captured for subjects of reports.

OCYF is committed to continuous quality improvement and using data driven decision-making. As part of this ongoing commitment, starting in 2021, the Annual Child Abuse Report was updated to include race/ethnicity metrics for the victims and perpetrators listed on Substantiated reports of child abuse, including Substantiated Fatalities and Near Fatalities. OCYF is committed to continuing to review the content of the Annual Child Abuse Report to determine other ways in which available race and ethnicity data may be further incorporated into future versions of the report. OCYF is committed to continuing to analyze the quality and content of this data in order to make decisions in the best of interest of children and families in Pennsylvania.

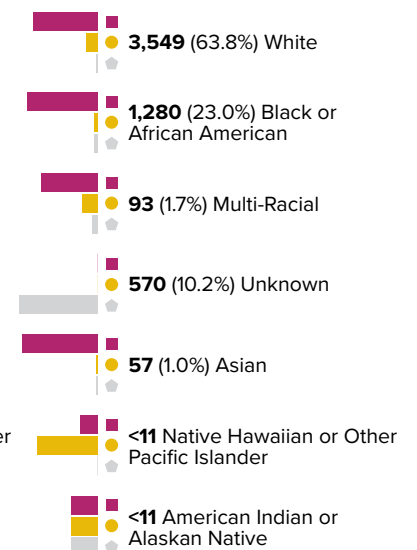
VICTIMS AND PERPETRATORS BY RACE/ETHNICITY SUBSTANTIATED REPORTS

■ NON-HISPANIC ■ HISPANIC ■ UNKNOWN

VICTIMS



PERPETRATORS



FATALITIES/NEAR-FATALITIES BY RACE/ETHNICITY SUBSTANTIATED

■ NON-HISPANIC ■ HISPANIC ■ UNKNOWN

VICTIMS

FATALITIES NEAR-FATALITIES

White

34 (59.6%)

60 (50.4%)

PERPETRATORS

FATALITIES NEAR-FATALITIES

46 (61.3%)

89 (53.3%)

Black or African American

14 (24.6%)

40 (33.6%)

20 (26.7%)

53 (31.7%)

Multi-Racial

<11

<11

<11

<11

Asian

<11

0

<11

0

Native Hawaiian or Other Pacific Islander

0

<11

0

0

Unknown

4 (7.0%)

10 (8.4%)

6 (8.0%)

23 (13.8%)

HEARINGS AND APPEALS

THE NAME AND KNOWN IDENTIFYING INFORMATION

of an individual named as a perpetrator of a substantiated report of child abuse is maintained in the statewide database. DHS's ChildLine and Abuse Registry contains the findings of the investigation and notice is provided to all subjects of the report, including the person named as the perpetrator. If an individual is placed on the registry, they are notified that they are named as the perpetrator and this notice includes information regarding their right to file an appeal of an indicated report within 90 days of being notified. Only the person who has been named as the perpetrator has the right to file an appeal.

The person named as the perpetrator can request an administrative review by OCYF or bypass the administrative review and request a hearing before DHS's Bureau of Hearings and Appeals (BHA). The administrative review is performed by a panel of professionals within OCYF. The person named as the perpetrator and the investigating CCYA also have the right to request a hearing with BHA on the merits of the case if either party disagrees with the decision of the OCYF Administrative Review Panel.

At the hearing, the individual named as the perpetrator has the opportunity to present testimony and evidence to the BHA administrative law judge, as does the CCYA. All parties are notified by BHA of the scheduled hearing and outcome of the hearing. If the individual, named as the perpetrator, disagrees with the findings at the conclusion of a BHA hearing, they may request reconsideration by the Secretary.

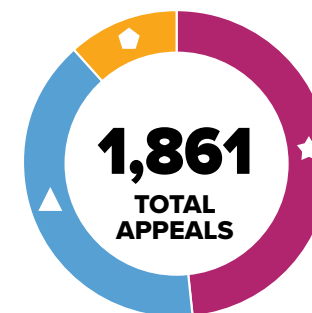
This request must be made in writing, within 15 calendar days of the mailing date of the final BHA Order. In addition, both parties may request that the Commonwealth Court review the appeal, if either party is not in agreement with the BHA ruling.

The CPSL also gives the Secretary of DHS the authority to amend or expunge any record in the statewide database, upon the request of the perpetrator, for "good cause shown." "Good cause shown" can include, but is not limited to:

- Newly discovered evidence that an indicated report of child abuse is inaccurate or is being maintained in a manner inconsistent with the CPSL; or
- A determination that the perpetrator in an indicated report of child abuse no longer represents a risk of child abuse and that no significant public purpose would be served by the continued listing of the person as a perpetrator in the statewide database.

Of the 1,046 requests for appeal that were upheld by an administrative or secretary review or dismissed by an administrative review, 355 requests were received for a hearing by BHA on the merits of the case. It is important to note, there are instances in which an appeal is requested for amendment or expunction prior to the hearing request being made to BHA, yet during the hearing, additional information is presented which allows the Department to determine that it is appropriate to amend or expunge the record based on "good cause shown." If this information is not received in sufficient time for the appellant to withdraw the request, these appeals are still reflected as overturned by BHA. If the information is presented early enough, the individual may have the opportunity to withdraw their appeal.

2023 HEARINGS AND APPEALS



NOTE: Hearings and Appeals data was extracted on 2/12/24. Data is representative of the appeal requests received by OCYF in the calendar year.

★ **902** (48.5%)

ChildLine administrative review panel

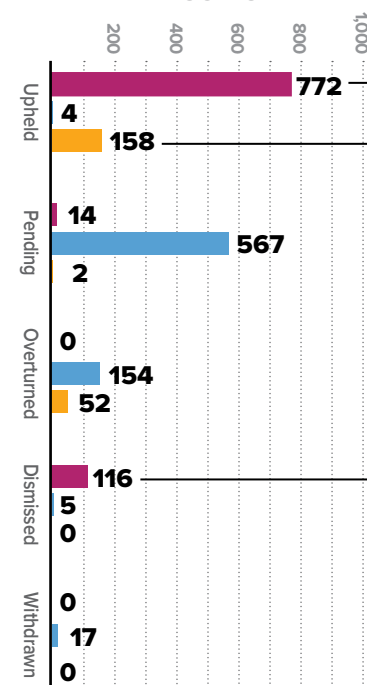
▲ **747** (40.1%)

Directly to Bureau
of Hearings and Appeals

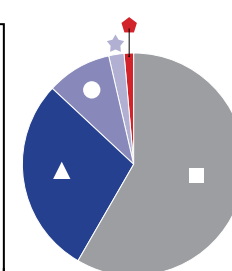
◆ **212** (11.4%)

Secretary review

BREAKDOWN APPEAL RESULTS



BREAKDOWN BUREAU OF HEARINGS & APPEALS REQUESTS AFTER ADMINISTRATIVE OR SECRETARY REVIEW



355

- **208** Pending
- **101** Overturned
- **34** Dismissed
- ★ **8** Withdrawn
- ◆ **4** Upheld

CLEARANCES FOR EMPLOYEES AND VOLUNTEERS

THE CPSL establishes certain individuals must obtain clearances (statutorily referred to as certifications) in order to be employed, to be a resource parent (foster or adoptive), or volunteer with children. In some circumstances, a resource parent or an individual residing in the resource family home may be required to obtain additional clearances if they have lived out-of-state within the past five years. The CPSL also outlines the grounds for which these individuals would be prohibited from working or volunteering with children.

The Pennsylvania Child Abuse History Certification verifies whether the applicant is named in the Statewide database as the alleged perpetrator in a pending child abuse investigation or as the perpetrator of a founded report or indicated report. Clearances will not include information on unfounded reports of child abuse or general protective services assessments, which are unsubstantiated child abuse cases where services may be provided to prevent potential harm to a child.

The purpose of requiring clearances is to provide employers and those selecting volunteers with information to use as part of a larger decision-making process when determining whether to hire someone as an employee or select them as a volunteer. A clearance does not replace a thorough interview and selection process.

Clearances are required for an employee when the individual will:

- Be responsible for a child's welfare; **or**
- Have direct contact with children, meaning they are providing care, supervision, guidance, or control to children or they have routine interaction with children.

Clearances are required for an employee at a minimum of every 60

months from the date of their oldest clearance. Clearances may be required more frequently based on licensure and employer requirements.

Clearances are required for an unpaid adult volunteer every 60 months from the date of their oldest clearance when they will:

- Be responsible for a child's welfare; **or**
- Have direct volunteer contact with children, meaning they are providing care, supervision, guidance, or control to children and they have routine interaction with children.

These clearances may include the following:

- Pennsylvania Child Abuse History Certification;
- Pennsylvania State Police (PSP) Criminal Record Check; and
- Federal Bureau of Investigation (FBI) Criminal History Background Check through DHS (required for employees and some volunteers);
- National Sex Offender Registry (NSOR) Verification and out-of-state clearances (required for certain child-care providers).

Except for a child-care institution, a prospective adoptive parent or a prospective foster parent, an applicant may be employed on a provisional basis for a single period not to exceed 45 days if certain conditions are met.

An agency or organization is prohibited from hiring employees or selecting volunteers for a position involving children if the individual was named as a perpetrator in a founded report of child abuse committed within five years preceding when the clearance was verified. Conviction of certain crimes may prohibit working or volunteering with children. There are additional grounds for denying employment or service in child day-care center, group day-care home or family child-care home.

Over the course of 2023, the average processing time for a Pennsylvania Child Abuse History Certification was below three and a half days, a small decline from 2022 which was slightly over three days. The CPSL mandates that requests for these certifications be completed within 14 calendar days.

Agencies and organizations must ensure that clearances are obtained in accordance with the CPSL. To determine the individuals who are required to obtain clearances, please see the fact sheets at www.KeepKidsSafe.pa.gov. The website also has information on how often employees and volunteers need to submit updated clearances, and the fees associated with clearances. Information on how to obtain the required clearances is also available, including the ability to submit and pay for the Pennsylvania Child Abuse History Certification online.

CLEARANCES

CHILD ABUSE HISTORY CLEARANCE APPLICATIONS

851,411


TOTAL APPLICATIONS

5,677

APPLICATIONS THAT NEED
ADDITIONAL INFORMATION
FROM APPLICANT

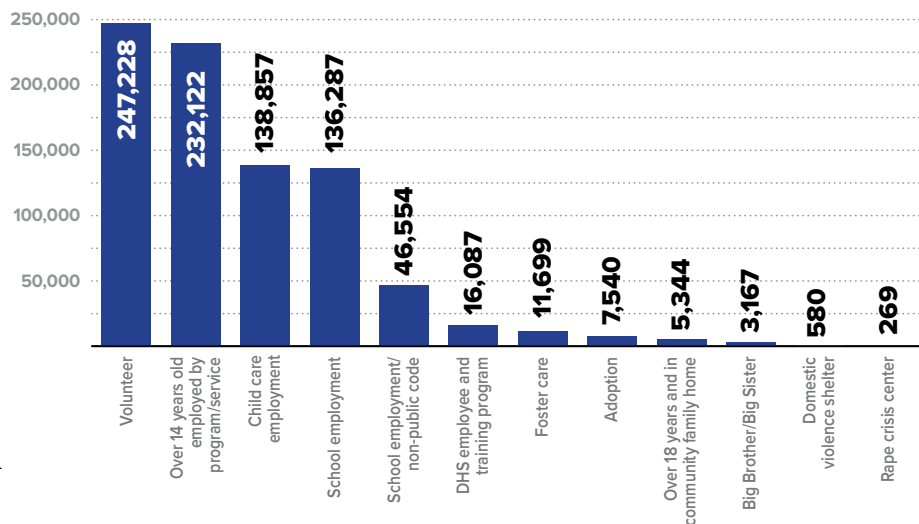
845,734

APPLICATIONS PROCESSED



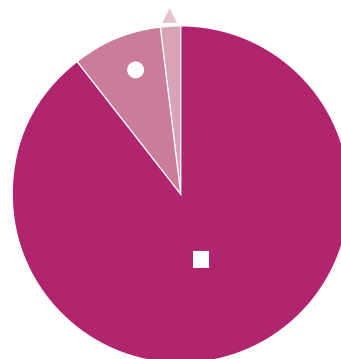
BREAKDOWN

CLEARANCE APPLICATIONS PROCESSED BY CATEGORY



2,628

INDIVIDUALS
IDENTIFIED AS
SUBSTANTIATED
OR ALLEGED
PERPETRATORS



■ **2,354** (89.6%)
Substantiated perpetrators

● **230** (8.8%)
Alleged perpetrators
in reports pending
investigations

▲ **44** (1.7%)
Alleged perpetrators
where the outcome
was pending criminal
or juvenile court

NOTE: Clearance data provided was extracted on 2/5/2024.

NATIONAL SEX OFFENDER REGISTRY VERIFICATION

To maintain compliance with the federal Child Care Development Block Grant, the Office of Child Development and Early Learning (OCDEL) partnered with the Office of Children, Youth, and Families to provide applicants with a verification letter confirming their name search on the National Crime Information Center's National Sex Offender Registry (NSOR). This national search must be performed for any individual working for or as a regulated child-care provider and any relative child-care providers caring for children receiving subsidized child-care. The verification letter is valid for 60 months. Individuals continuing their relationship with child-care as a provider or resident must renew their clearance prior to its expiration.

There were a total of 63,929 applications processed in 2023, with 3 applicants found to be registered in NSOR.

FEDERAL BUREAU OF INVESTIGATION RECORDS REQUESTS

INDIVIDUALS WHO WORK OR VOLUNTEER with children in certain circumstances are required to obtain a Federal Bureau of Investigations (FBI) Criminal History Background Check through DHS before working with or volunteering with children. The data in this section reflects a compilation of all individuals who have applied for the fingerprint-based criminal history background check in 2023.

The following individuals are required to obtain a DHS FBI Criminal History Background Check in accordance with the CPSL as part of the record check process: child care services employees, school employees not governed by the Public School Code, foster parents, adult household members in foster homes and prospective adoptive homes, prospective adoptive parents, individuals providing child care services under contract with a child care facility or program, and adult household members of family living homes, community homes for individuals with an intellectual disability, and host homes for children.

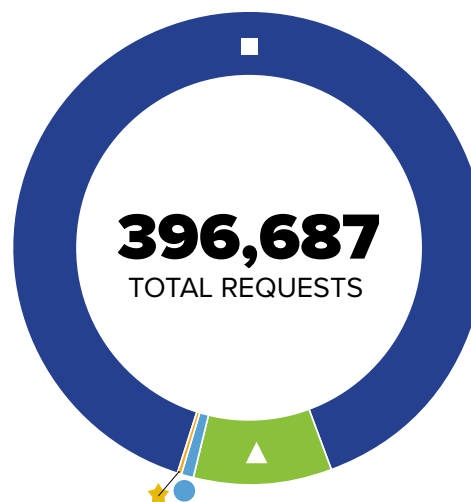
Adult volunteers who have not lived in Pennsylvania for the last 10 consecutive years must also obtain a DHS FBI Criminal History Background Check. Excluding volunteers in a child day-care center, group day-care home or family child-care home, prospective adult volunteers who have lived in Pennsylvania for the last 10 years and swear or affirm in writing that they are not disqualified from service pursuant to Section 6344(c) of the CPSL or have not been convicted of an offense similar in nature under the laws or former laws of the United States or one of its territories or possessions, another state, the District of Columbia, the Commonwealth of Puerto Rico or a foreign nation, or under a former law of this Commonwealth are not required to obtain the DHS FBI Criminal History Background Check.

Effective October 31, 2022, applicants who pre-register for fingerprinting through IDEMIA by IdentoGo, the commonwealth's vendor for fingerprinting necessary to complete a DHS FBI Criminal History Background Check, using a DHS service code are able to receive their results electronically via email if they are found to have no record, helping applicants obtain their result more efficiently. All results are still transmitted by US Mail to all applicants.

For more information on FBI and other required record checks, please visit www.KeepKidsSafe.pa.gov.

FBI RECORDS REQUESTS

INDIVIDUAL BACKGROUND CHECKS AND RESULTS



■ **355,300**
RESULTS WITH NO RECORD

▲ **38,048**
RESULTS WITH A RECORD

● **2,766** REQUESTS WHICH NEED
ADDITIONAL INFORMATION FROM
APPLICANT

★ **551** REQUESTS REJECTED THE
FIRST TIME AND NOT REPRINTED.

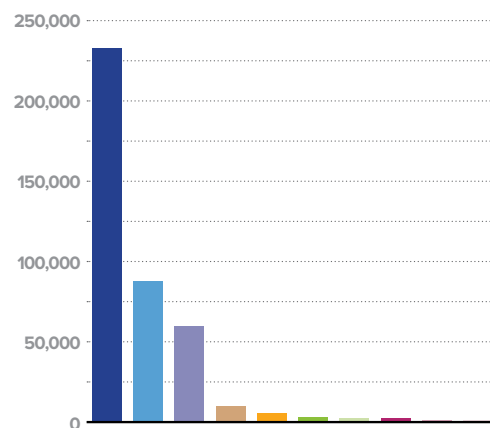
◆ **18** REQUESTS PENDING RESEARCH

✦ **4** REQUESTS WAITING FOR
FBI NAME SEARCH

RESULTS: CRIMINAL HISTORIES

1,312 Of the 38,048 total results with a record were crimes that would disqualify an applicant from working or volunteering with a child in accordance with Section 6344 (c) of the CPSL or an equivalent crime under federal law or the law of another state.

BREAKDOWN PURPOSE OF FBI RECORD REQUESTS



■ **232,639**
Employee over age 14
with contact with
children

■ **87,285**
Child care services/
program employee

■ **58,784**
Volunteer

■ **8,974**
Foster parents

■ **4,675**
Prospective adoptive
parent

■ **1,981**
Family child care
home provider

■ **1,628**
Individual over age 18
in foster home

■ **1,143**
Individual over age 18 in
family living, community,
or host home

■ **507**
Individual over age 18
in prospective adoptive
home

■ **383**
Individual over age 18 in
licensed child care home

NOTE: FBI data provided
was extracted on 2/20/24.

STATEWIDE GENERAL PROTECTIVE SERVICES

GENERAL PROTECTIVE SERVICES (GPS) reports are those reports that do not rise to the level of suspected child abuse but allege a need for intervention to prevent serious harm to children. DHS is responsible for receiving and transmitting reports where GPS concerns are alleged. The CCYA is responsible for receiving and assessing reports of children in need of GPS in order to:

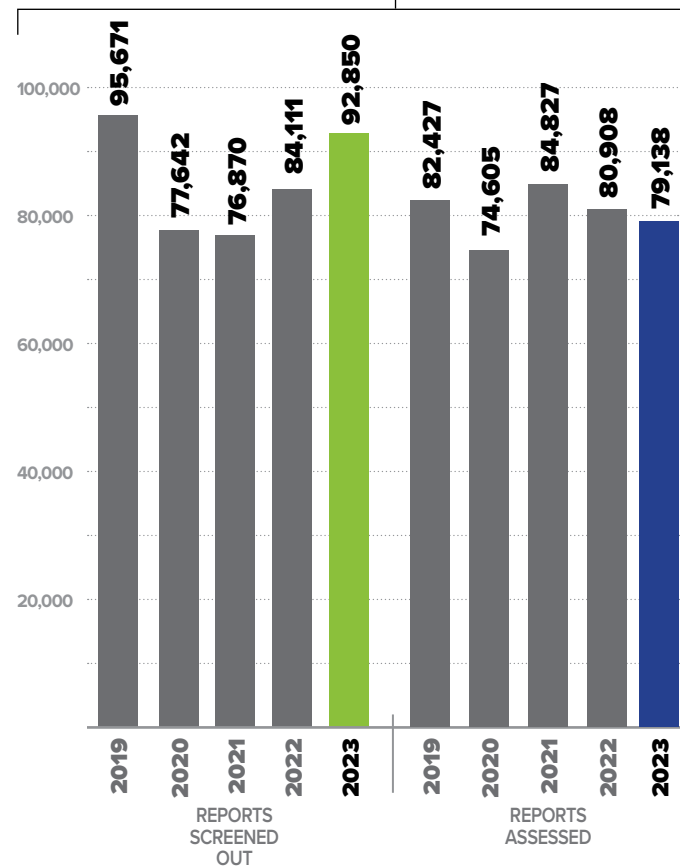
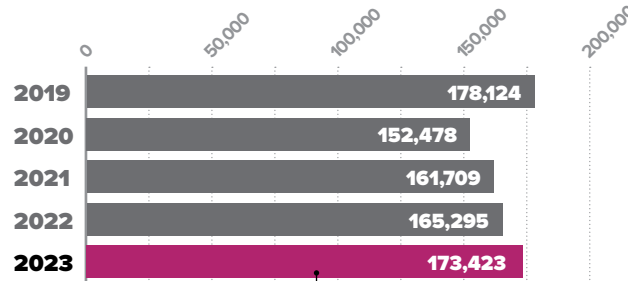
- Provide services to prevent abuse or neglect to children;
- Provide or arrange for and monitor the provision of those services necessary to safeguard and ensure the child's well-being and development; and
- Preserve and stabilize family life wherever appropriate.

GPS reports can be made by mandated or permissive reporters. While mandated reporters are only required to

CONTINUES ON PAGE 30

173,423

**GENERAL PROTECTIVE SERVICES
TOTAL REPORTS**



NOTE: Data for 2019 was extracted 3/23/20. Data for 2020 was extracted 03/22/21. Data for 2021 was extracted 3/21/22. Data for 2022 was extracted 3/27/23. In 2023, data was extracted 3/18/24 and there were 1,435 reports awaiting outcomes.

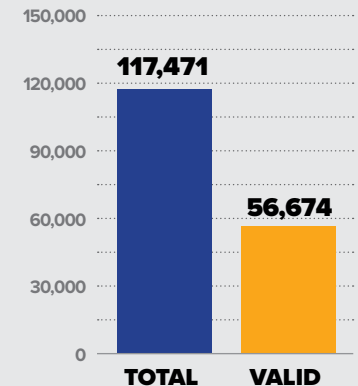
BREAKDOWN

ASSESSED REPORTS




39,194
VALID REPORTS

CHILDREN ASSESSED



CHILDREN ASSESSED PER 1,000 CHILDREN

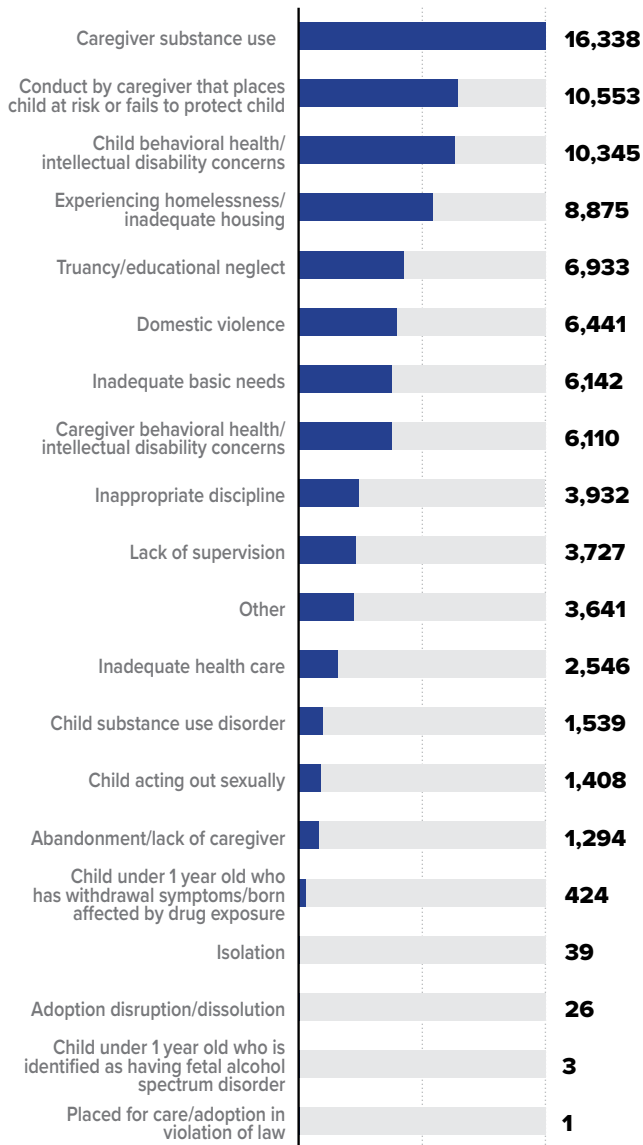


NOTE: A report may have more than one child; therefore, the number of children will be more than the number of reports.

VALID GPS CONCERNS BY TYPE

90,317

TOTAL VALID CONCERNS



STATEWIDE GENERAL PROTECTIVE SERVICES



CONTINUED FROM PAGE 29

report suspected child abuse, they continue to make the majority of reports alleging GPS concerns of children. When reports are received at ChildLine, staff assess the allegations, categorize the report, and send the report to the appropriate CCYA for assessment.

As with CPS reports, upon receiving a GPS report, the CCYA must see the child immediately if emergency protective custody has been taken, emergency protective custody is needed, or it cannot be determined from the report whether or not emergency protective custody is needed.

Otherwise, the CCYA prioritizes the response time to assure that children who are most at risk receive an assessment first.

CCYAs must complete their assessment within 60 days of receipt of a report. As with CPS reports, the CCYA must also provide or arrange for services necessary to protect the

child and any other children in the home. Upon completion of the assessment, the CCYA must immediately notify DHS:

- If the report was determined to be valid or invalid; and
- If the family was accepted for services, referred to community services, or the case was closed.

Determining that a report was valid means there was merit to the concerns. Conversely, determining that a report was invalid means the concerns did not meet the criteria or rise to the level of a valid report.

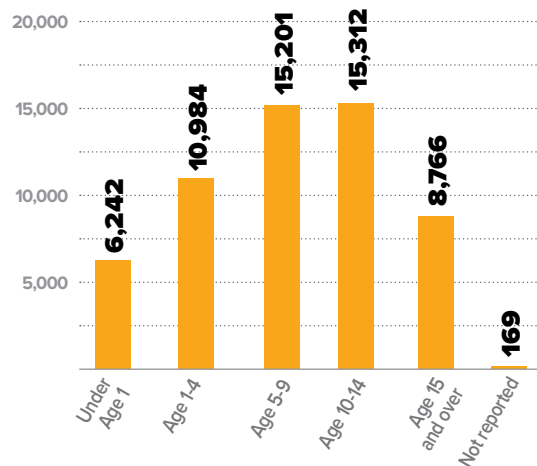
If the family was accepted for services, the CCYA must also immediately notify DHS upon the closure of services.

Unlike CPS reports, the determination made on a GPS report is not used when processing a Pennsylvania Child Abuse History Certification, nor does submission of the outcome after the 60-day timeframe impact the final outcome determination. Timely submission of GPS outcomes is monitored and reviewed as part of DHS's licensure of CCYAs.

CCYAs also have the ability to screen-out GPS reports. The decision to screen-out a GPS report is made on a case-by-case basis by the CCYA and could be due to a number of different factors including, but not limited to:

- **Information Only** – The child/family requested information only and no other concerns exist warranting an assessment;
- **Referral to Other Community Services** – A child/family will benefit from other services in the community, which can best address the child/family's needs;

AGE OF CHILDREN VALID GPS REPORTS

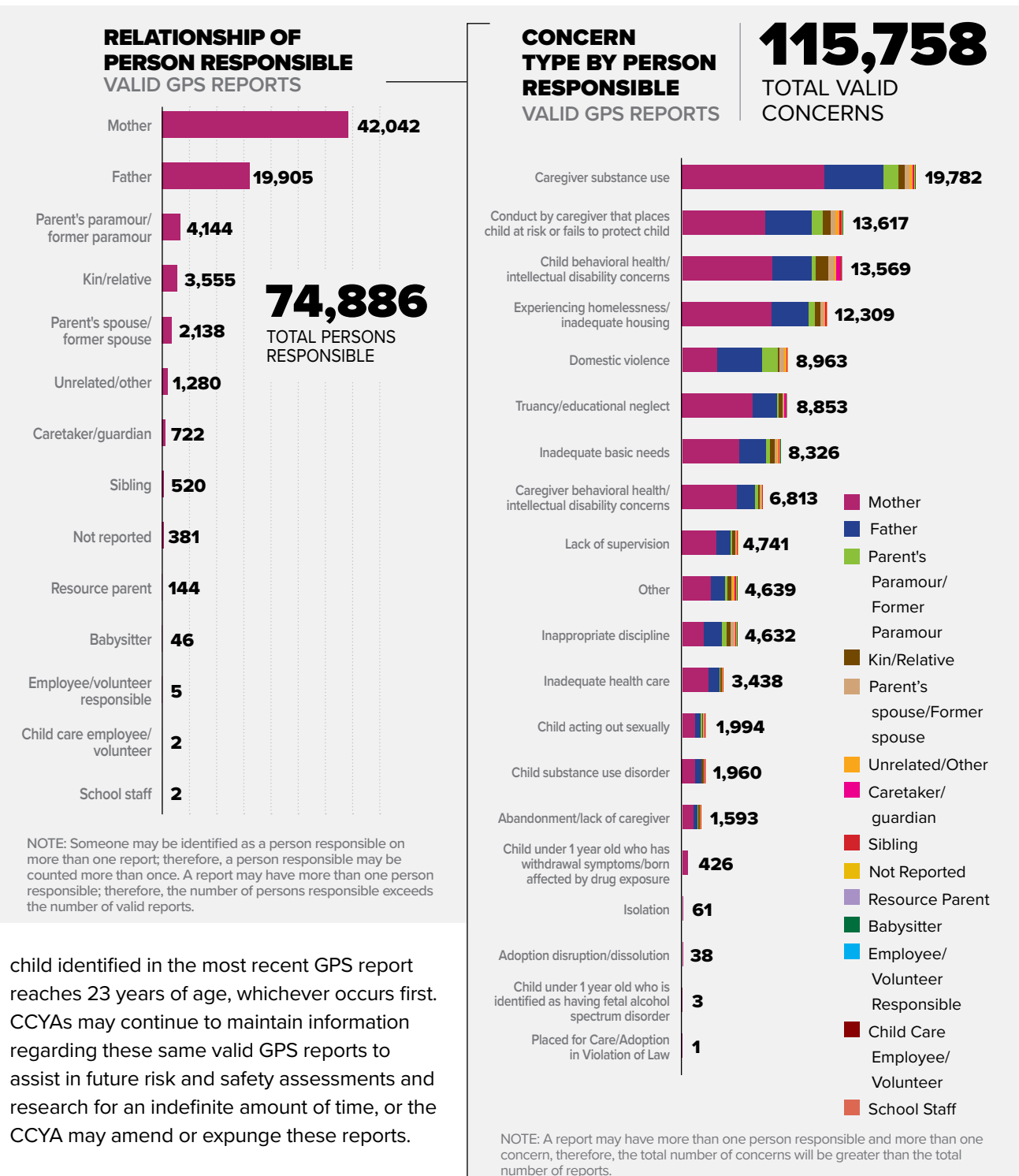


CONTINUES ON PAGE 31

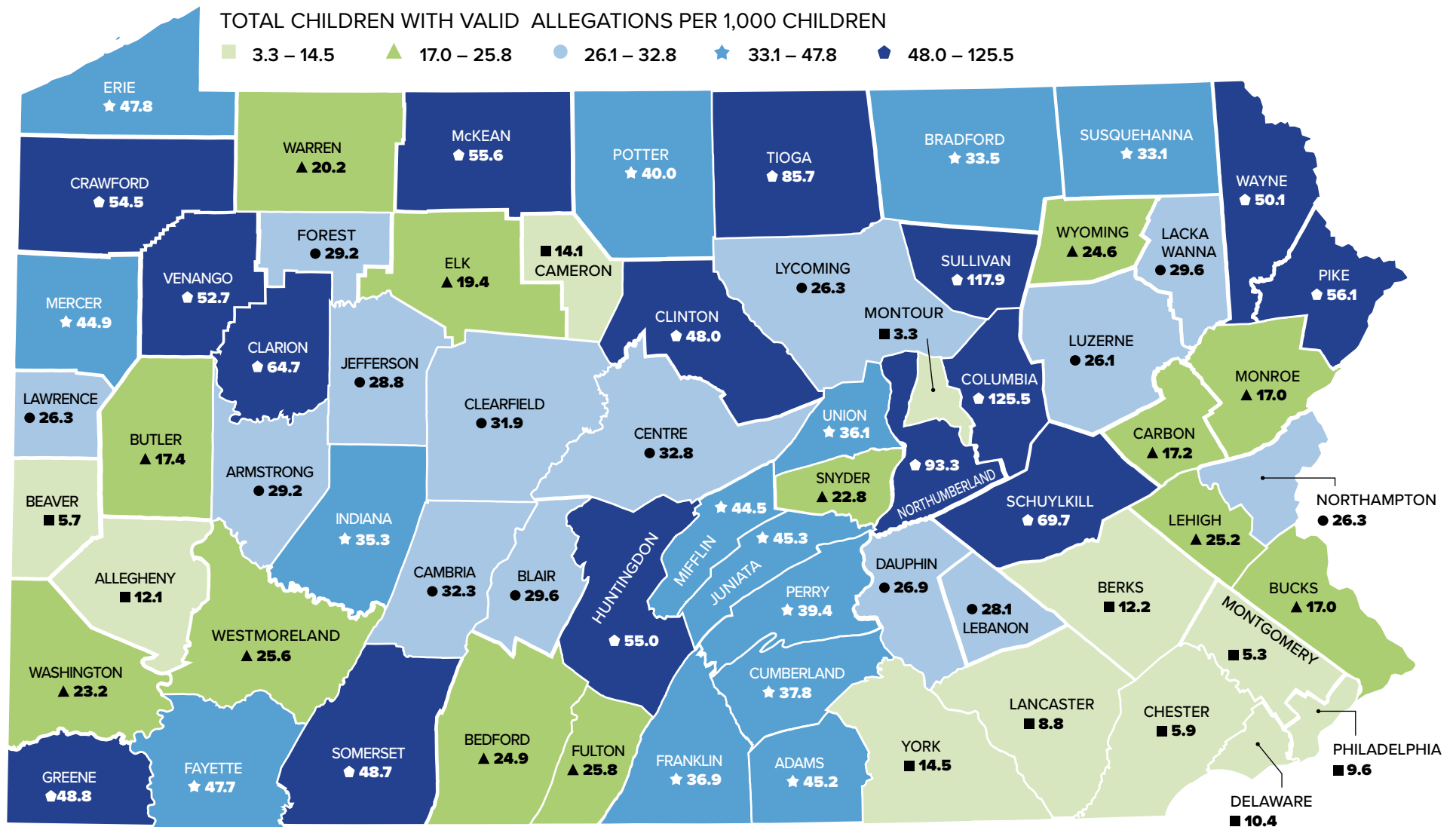


- **Referral Did Not Allege Abuse or Neglect Concerns** – The referral did not allege concerns that warrant the CCYA performing an assessment and there are no child safety concerns;
- **Courtesy Visit** – Another state or agency has requested an assessment; however, the child/family is not in need of service;
- **Law Enforcement Only** – A referral was made to law enforcement officials because the alleged perpetrator is not a perpetrator under the CPSL and there are no child safety concerns;
- **Insufficient Information/Unable to Assess** – The child/family is unable to be identified/located;
- **No Face-to-Face Contact/No Further Action Needed** – The CCYA contacted the child/family or other professionals via phone and no further action is required;
- **Face-to-Face Contact/No Further Action Needed** – The CCYA made one face-to-face contact with child/family and no further action is required; or
- **Other Reason** – A reason that does not fall in the above categories, which requires the agency to record the specific reason.

GPS reports maintained in the statewide database at ChildLine must be expunged within certain timeframes based on the outcome and whether the family was accepted for services. Invalid GPS reports must be expunged one year and 120 days after the date the report was received by DHS. Valid GPS reports not accepted for services must be expunged 10 years and 120 days following the date the report was received by DHS or until the youngest child identified in the most recent GPS report reaches 23 years of age, whichever occurs first. Valid GPS reports accepted for services must be expunged 10 years and 120 days after the closure of services by the CCYA, or until the youngest



child identified in the most recent GPS report reaches 23 years of age, whichever occurs first. CCYAs may continue to maintain information regarding these same valid GPS reports to assist in future risk and safety assessments and research for an indefinite amount of time, or the CCYA may amend or expunge these reports.



VALID GENERAL PROTECTIVE SERVICE REPORTS BY COUNTY

This map uses the number of children with valid allegations for every 1,000 children in each county. This approach takes into account different population sizes and allows for counties to be examined in comparable terms. There was a wide range in the number of children with valid allegations, with Columbia (125.5) and Sullivan (117.9) counties having the highest rates and Montour (3.3) and Montgomery (5.3) with the lowest rates. The average for rural counties was more than double the average for urban counties: the rural rate was 39.5 and the urban rate was 15.4.

NOTE: Urban and rural county classifications are from the Center for Rural Pennsylvania (www.rural.palegislature.us/demographics_rural_urban_counties.html) and are based on population density.

CHILDLINE

THE PENNSYLVANIA DHS CHILDLINE

ABUSE REGISTRY is a clearinghouse that receives reports of suspected child abuse and general child well-being concerns. The toll-free hotline, 1-800-932-0313, is available 24 hours a day, seven days a week to receive reports of suspected child abuse by phone. ChildLine also receives electronic reports made by mandated reporters using the online portal. ChildLine staff process reports of suspected abuse and disseminate them to corresponding CCYAs, law enforcement officials, OCYF Regional Offices, and other licensing agencies. If a report of suspected abuse is made directly to the CCYA, they are required to transmit those reports to ChildLine. Additionally, CCYAs and OCYF Regional Offices submit outcomes of CPS investigations and GPS assessments to ChildLine upon completion. Substantiated CPS and GPS reports are recorded in the statewide database.

As of December 31, 2023, there were a total of 174,240 substantiated CPS reports in the statewide database¹, an increase of two percent from 2022. ChildLine answered approximately 189,831 calls, an increase of one percent from 2022. Calls involved suspected child abuse, reports of general protective services, complaints for licensing agency review and investigation, and referrals to law enforcement officials.

- Of the 40,301 reports for suspected abuse, 63 percent were made by phone, 7 percent were received by CCYAs and electronic transmission, and 30 percent were received directly through the online reporting system.
- In 2023, ChildLine received 26,838 law enforcement officials reports. These reports include incidents that involve a criminal act against a child where the individual who allegedly committed the act does not meet the definition of perpetrator in accordance with the CPSL. Law enforcement referrals are provided by ChildLine to the county district attorney's office where the incident occurred.
- Copies of 1,296 founded or indicated reports on 860 perpetrators were provided to the Sexual Offenders Assessment Board as required by Pennsylvania's Megan's Law; this was a 31 percent increase from 2022. These reports were provided to aid the courts in determining whether the perpetrator should be classified as a sexually violent predator.
- In 2023, 4,824 children were moved from the setting where the alleged or actual abuse occurred. This represents a decrease of 2 percent from the 2022 number, 4,926.
- 11,801 records checks were performed and provided to CCYAs or law enforcement officials to verify that other people participating in safety plans or caring for a child have no record of child abuse that would place the child at risk.

DEFINITION: Protective services alert — A request from another state to determine if a family received child welfare services in Pennsylvania.

¹ NOTE: This figure reflects the total number of substantiated reports since the database was established in 1975.

CHILDLINE 2023 TOTAL CALLS*

209,657

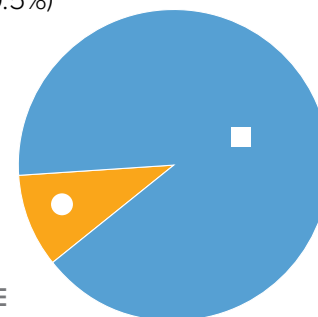
TOTAL CALLS RECEIVED

■ **189,831** (90.5%)

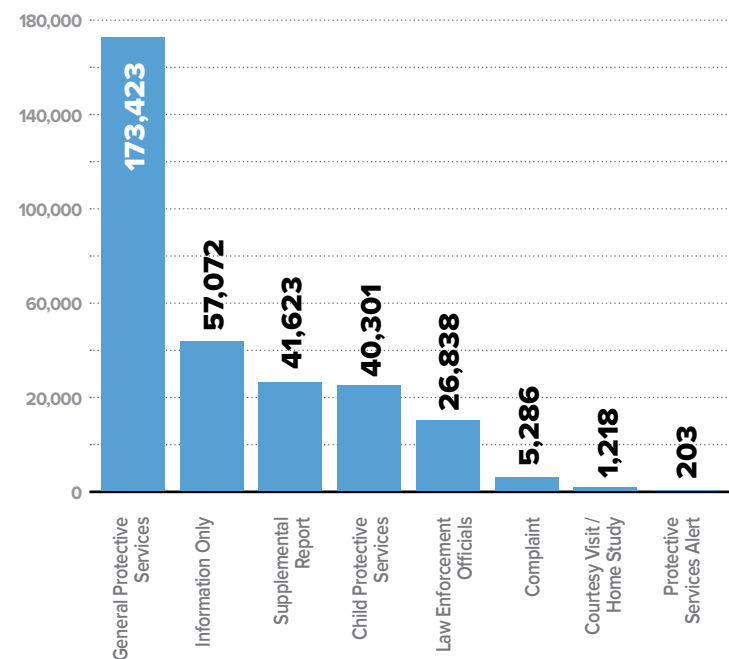
CALLS ANSWERED

● **19,826** (9.5%)

CALLS ABANDONED



BREAKDOWN REPORTS RECEIVED BY TYPE



NOTE: The breakdown of reports above includes reports received electronically and through phone calls to the hotline; therefore, the total number of reports will not match the calls answered. A single call to the hotline may result in more than one report.

Abandoned calls are calls which are terminated by the caller while they are waiting to be connected to a hotline worker.

FUNDING AND EXPENDITURES FOR CHILD WELFARE SERVICES

\$1.950 billion

TOTAL FUNDING FOR CHILD WELFARE SERVICES

■ **\$1.203B**

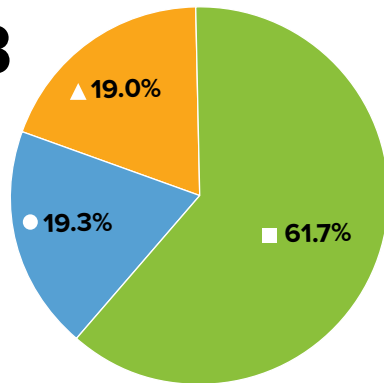
STATE FUNDS

▲ **\$371M**

COUNTY FUNDS

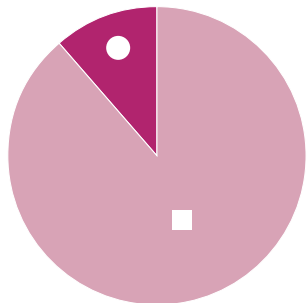
● **\$376M**

FEDERAL FUNDS



\$303.300 million

TOTAL SPENT BY THE STATE AND COUNTY AGENCIES TO INVESTIGATE CHILD ABUSE REPORTS AND ASSESS GENERAL PROTECTIVE SERVICES REPORTS



■ **\$272.586M**

COUNTY COSTS

● **\$30.714M**

STATE PERSONNEL COSTS

● **\$25.647M**

OCYF headquarters staff and ChildLine staff that performed child abuse work

● **\$5.067M**

Personnel costs for OCYF regional staff who performed child abuse investigations

PENNSYLVANIA'S CHILD WELFARE SYSTEM is responsible for a wide range of services to abused and neglected children, and dependent and delinquent children. \$1.950 billion was provided in funding for State Fiscal Year (SFY) 2022-23. This included \$1.203 billion in state funds, \$371 million in county funds, and \$376 million in federal funds. None of the federal funds were used for investigations and assessments.

\$303.3 million was spent by state and county agencies to investigate reports of suspected child abuse and assess GPS reports and related activities. Of the \$303.3 million, \$272.586 million was spent by counties. The state government spent the remaining \$30.714 million to fund personnel costs (salaries, benefits, and operating costs) for the percentage of time OCYF headquarters staff and ChildLine staff performed child abuse and general protective services related work (\$25.647 million), and personnel costs for OCYF Regional Office staff who performed child abuse investigations (\$5.067 million).

Personnel costs for OCYF headquarters staff were \$2.253 million. ChildLine personnel costs were \$23.394 million. ChildLine staff manage the state's 24-hour hotline to receive reports of suspected child abuse and general well-being concerns, and process child abuse clearances and FBI background checks for persons seeking employment or volunteer work involving responsibility for children's welfare or having direct contact with children in Pennsylvania.

To obtain the total expenditures for county agencies to conduct alleged child abuse investigations, refer to the individual county pages in this report. These numbers do not reflect total expenditures for all services provided by the county agencies.

NOTE: Five counties have not reported their total expenditures for SFY 2023; Therefore the total county expenditures is underreported. Expenditures for these counties are included through March 7, 2024. Data extracted 3/07/2024.

Percentages may not equal 100 percent due to rounding.



SAFE HAVEN OF PENNSYLVANIA

1.866.921.SAFE (7233) | www.secretssafe.org

THE DEATH OF BABY MARY, a newborn infant who was murdered by her mother and left in a dumpster in 2001, prompted the enactment of the commonwealth's Newborn Protection Act and the Safe Haven Program. Safe Haven's purpose is to protect newborns who might otherwise be abandoned or harmed. The Newborn Protection Act allows a parent to relinquish a newborn up to 28 days old at any hospital, a police officer at a police station, or emergency services providers on the grounds of an entity employing the emergency services providers (such as emergency medical responder, technician, or paramedic). Parents should only relinquish newborns at those locations when staff are present as not all police stations and emergency services providers are staffed 24/7. The parent is not criminally liable if the newborn has not been a victim of suspected child abuse or another crime. A newborn who is relinquished through Safe Haven is placed into foster care in a pre-adoptive home through the CCYA. Act 68 of 2017 expanded Safe Haven to allow newborn relinquishment with emergency services providers on the grounds of an entity employing the emergency services providers. It also permits Safe Haven locations the option to install an incubator for the care of a newborn accepted under this law. The CCYA is required to do the following when a newborn is relinquished through Safe Haven:

- Make diligent efforts within 24 hours to identify the newborn's parent, guardian, custodian, or other family members and to notify them of the whereabouts of the newborn and the reasons that the newborn was taken into protective custody; and

- Assume responsibility for making decisions regarding the newborn's medical care, unless otherwise provided by court order.

In addition, CCYAs are required to provide outreach and counseling services to prevent newborn abandonment. CCYAs and the department conduct continuing publicity and education programs aimed at the prevention of newborn abandonment.

To ensure that accurate information about Safe Haven is available, the department maintains a statewide, toll-free helpline, 1-866-921-SAFE (7233), and the Safe Haven website, www.secretssafe.org. Additional information regarding the Safe Haven program and educational materials can be found on this website. The statewide helpline operates 24 hours a day, 365 days a year and provides information about Safe Haven and allows callers to speak directly with someone to find the location of the nearest hospital, police station or emergency services provider, or other community resources. Helpline Specialists are trained in Active Listening for when these callers need an empathetic ear. In 2023 a new phone system was implemented that allows Helpline Specialists the capability to triage calls and make sure Safe Haven calls are prioritized before other calls. In 2023, the helpline received 179 calls, with an average of 14.9 calls a month during the calendar year. The month of June had the highest number of calls received with a total of 30 and April had the second highest number with 24. Many calls were not related to Safe Haven, however, calls that were related, either general information about the Safe Haven program or specific information on how to relinquish a newborn was shared.

The www.secretssafe.org includes information translated into Spanish and can be found under the Resources tab at www.dhs.pa.gov/secretssafe/Pages/default.aspx. Contact Helpline is aware of and was provided with the translated Safe Haven Brochure and posters.

In 2023, two newborns were relinquished in Delaware (Southeast region), and York (Central region). Since the law was enacted in 2002, a total of 57 newborns have been received as Safe Haven infants by Pennsylvania hospitals, police stations and emergency services. These infants have come from 31 counties, with most relinquishments occurring in the Western region of the state (26 infants). The Central region had the second highest number of infants relinquished at 17, followed by 7 in the Northeast region and 7 in the Southeast region.

Relinquishments reported for previous years may contain partial data; therefore, the counts from previous years will not match the current total.

FEDERAL CHILD ABUSE PREVENTION AND TREATMENT ACT

SUBSTANCE-AFFECTED INFANTS

SINCE 2003, THE CHILD ABUSE PREVENTION AND TREATMENT ACT (CAPTA) has included requirements to ensure appropriate notification is given to child protective services agencies to address the needs of substance-exposed infants. On July 22, 2016, the Comprehensive Addiction and Recovery Act (CARA) amended CAPTA to expand the requirement of the development of a plan of safe care (POSC) for infants born and identified as affected by substance use, withdrawal symptoms resulting from prenatal substance exposure or a Fetal Alcohol Spectrum Disorder. To ensure the safety and well-being of these infants following their release from the care of health care providers, CARA removed the term “illegal” in reference to parental substance use and included addressing the health and substance use disorder treatment needs of the affected family or caregiver into the POSC. CARA also added requirements relating to data collection and monitoring for this population.

On June 28, 2018, Governor Tom Wolf signed Act 54 of 2018 updating Pennsylvania law, consistent with CAPTA, to require health care providers, including those involved in the delivery or care of an affected infant or encountering an infant up to age one outside a hospital setting, notify PA DHS so that a plan of safe care can be developed. State law stipulates that this notification by health care providers “shall not constitute a child abuse report.”

Pennsylvania remains committed to the development of a single policy agenda across the disciplines of child welfare, health, and drug and alcohol treatment regarding substance-exposed infants and their families. This coordinated response is supported by the aforementioned system partners and addresses substance use screening and referral to treatment, coordination of care for the infant and family, and continued support for stakeholders by way of the Pennsylvania Plan of Safe Care Guidance, highlighting policies and procedures supporting and not limited to the tracking of referrals made for appropriate services. In 2016, the state convened a cross-systems stakeholder workgroup, the Multidisciplinary Workgroup on Infants with Substance Exposure (MDWISE). MDWISE leveraged expert stakeholder input to identify how infants and families affected by substance use could best be served with a focus on ensuring increased access to community-based family-centered care, providing support for the mother, infant, and family through the development of individualized plans of safe care. DHS, the Department of Health and the Department of Drug and Alcohol Programs jointly issued the Pennsylvania Plan of Safe Care Guidance in March 2019. The Plans of Safe Care Guidance outlines practice considerations related to the identification of infants and caregivers affected by substance use, and parameters related to the development of plans of safe care including plan elements.

In October of 2020, OCYF began to capture all Substance Affected Infant (SAI) Notifications made to ChildLine in the Child Welfare Information System (CWIS). The reports containing these notifications are either classified as General Protective Services (GPS) referrals or Information Only Type referrals, in cases where there are not child welfare concerns reported as part of the notification. For those SAI

CONTINUES ON PAGE 37

CONTINUED FROM PAGE 36

Notifications which are classified as GPS referrals and have valid outcomes, OCYF is also able to track the total number of children for whom a Plan of Safe Care was developed. As a result, the 2021 Annual Child Abuse Report was updated to include metrics related to these SAI Notifications, and the Plans of Safe Care reported as part of a valid GPS outcome.

In July 2021, OCYF offered county child welfare agencies (CCYAs) the opportunity to participate in a two-year non-competitive Plan of Safe Care Support grant. The grant provided CAPTA funding directly to CCYAs. Forty-one CCYAs opted to participate in the grant program. Allocation amounts were based on county class size. The funds are specifically to support POSC efforts at the county level.

Plan of Safe Care Support grants were reissued for SFY 23-24 with four one-year renewal options. Twenty-four counties opted to participate in the grant program. In the Fall of 2023, Pennsylvania entered into discussions with The National Center on Substance Abuse and Child Welfare to obtain targeted in-depth technical assistance to enhance the Commonwealth's response to SAI and implementation of POSC. Technical assistance is scheduled to begin in the Summer of 2024.

SUBSTANCE AFFECTED INFANT NOTIFICATIONS TOTAL REFERRALS

456

TOTAL GPS REFERRALS

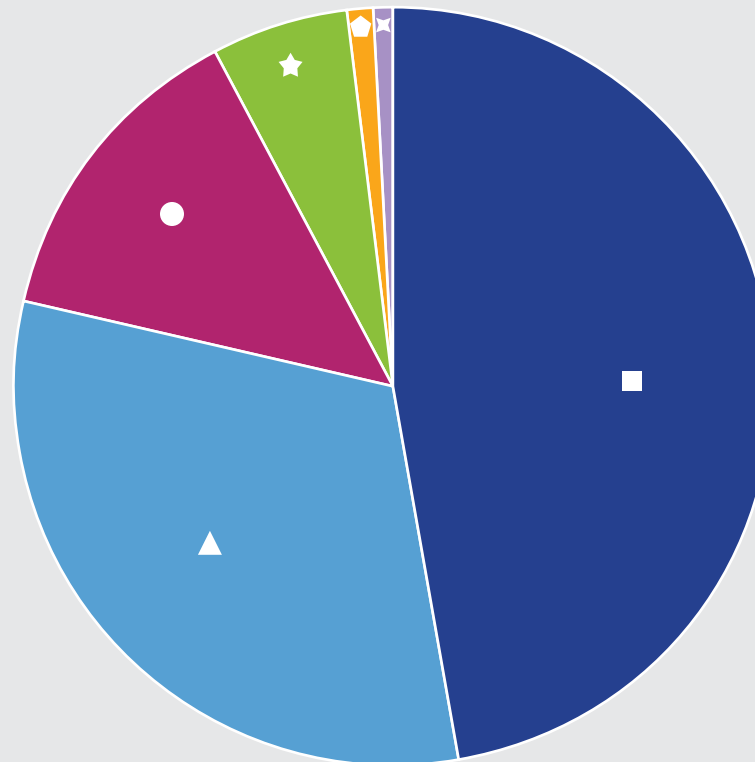
282

TOTAL INFORMATION-
ONLY TYPE REFERRALS

377

TOTAL SUBSTANCE-AFFECTED
INFANTS FOR WHOM A POSC
WAS DEVELOPED

SUBSTANCE AFFECTED INFANT NOTIFICATIONS NOTIFICATIONS BY TYPE



- 399**
Medication-assisted treatment
(Substance Use Disorder or
Opioid Use Disorder)
- 264**
Illegal substance(s)
- 114**
Appropriate use of legally-
prescribed medication
(excluding SUD/OD
treatment)
- 48**
Misuse/abuse of legal
medication (prescribed or
unprescribed)
- 11**
Unknown substance(s)
- < 11**
Alcohol

NOTE: A single referral may contain more than one substance affected infant. POSC information is only available for GPS referrals which have valid findings for the substance exposure. A referral may have more than one notification type selected, so the total notification types will exceed the total number of referrals.



COUNTIES BY THE NUMBERS

The child welfare system in Pennsylvania is state-supervised and county-administered with both agencies having vital roles in the protection of children. DHS is responsible for assuring the availability and provision of public child welfare services, providing oversight and technical assistance to each CCYA, and establishing and enforcing policies and regulations that support the achievement of child welfare goals and outcomes. Additionally, DHS is responsible for the licensure of public and private child welfare agencies and the investigation of complaints received regarding these agencies.

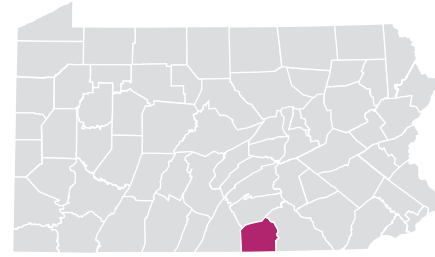
Each CCYA is responsible for administering a program of children and youth services to children and their families. The county children and youth program includes services designed to:

- Protect children from abuse and neglect and enable children to remain safely in their own homes and communities;
- Prevent dependency and delinquency of children and help them overcome problems that result in dependency and delinquency;
- Provide permanency and stability for children in their homes or in placement and preserve relationships and connections for children with their families and communities;
- Enhance the family's capacity to provide for their children's educational, physical, and behavioral health needs;
- Provide balanced attention to the protection of the community, the imposition of accountability for offenses, and the development of competencies to enable youth to become responsible and productive members of the community.

The following pages provide a snapshot of child abuse and neglect, and expenditures for investigations and assessments by county.

ADAMS COUNTY

RURAL // POPULATION • 104,604 / POPULATION UNDER 18 • 20,656



2023 REPORTS OF CHILD ABUSE

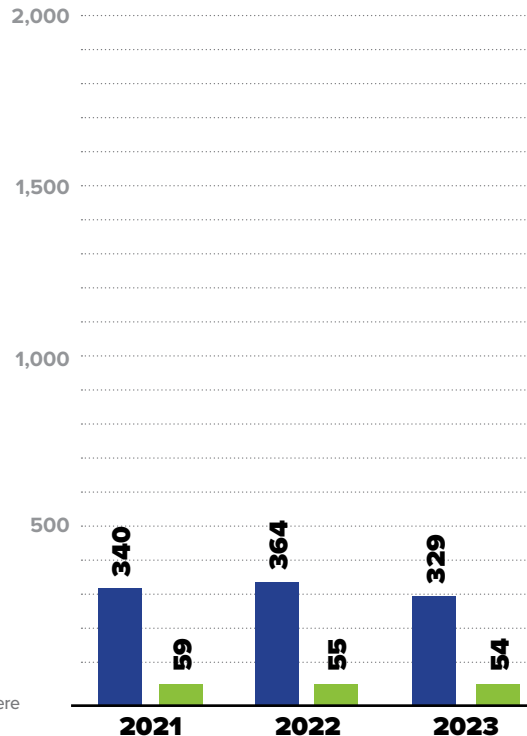
329

■ TOTAL REPORTS

54

■ SUBSTANTIATED REPORTS

▲ NOTE: CPS and GPS data reported were investigated and substantiated by the CCYA and may vary from statewide data which include both CCYA and OCYF Regional Office investigations.



▲ NOTE: 2021 totals above will not align with the 2021 totals in this same table in the 2021 report, as regional investigations were included for that year in error in the 2021 report.

SUBSTANTIATED REPORTS BY SEX OF VICTIM

FEMALE

32

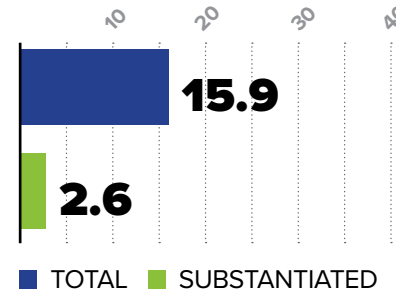
59.3%

MALE

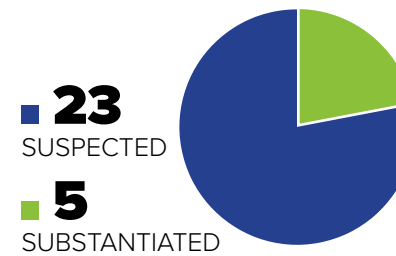
22

40.7%

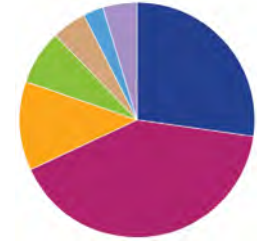
CHILD ABUSE REPORTS PER 1,000 CHILDREN



CASES OF REPEAT ABUSE SUBSTANTIATED REPORTS



TYPES OF ALLEGATIONS SUBSTANTIATED REPORTS



66 TOTAL ALLEGATIONS

- **18** (27.3%) Sexual Abuse
- **27** (40.9%) Physical Abuse/Bodily Injury
- **8** (12.1%) Reasonable Likelihood of Bodily Injury
- **5** (7.6%) Serious Physical Neglect
- **3** (4.5%) Engaging in Per Se Acts
- **2** (3.0%) Likelihood of Sexual Abuse/Exploitation
- **3** (4.5%) Severe Form of Trafficking in Persons or Sex Trafficking
- **0** (0.0%) Serious Mental Injury
- **0** (0.0%) Munchausen Syndrome by Proxy/Medical Abuse

▲ NOTE: A report may have more than one allegation for each report; therefore, the total number of allegations will be greater than the total number of reports.

\$3,035,791

EXPENDITURES CHILD ABUSE INVESTIGATIONS AND GENERAL PROTECTIVE SERVICES ASSESSMENTS



2023 SUBSTANTIATED FATALITIES

1/57 MALE 1 FEMALE 0

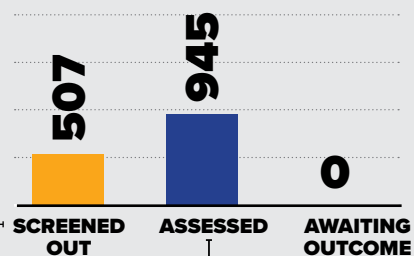
2023 SUBSTANTIATED NEAR FATALITIES

1/119 MALE 1 FEMALE 0

2023 REPORTS OF GENERAL PROTECTIVE SERVICES

1,452

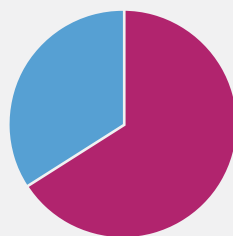
TOTAL REPORTS



6,000
5,000
4,000
3,000
2,000
1,000

BREAKDOWN VALID ASSESSED REPORTS

626



TOTAL
VALID
INVALID

NUMBER OF CHILDREN ASSESSED

1,447 TOTAL

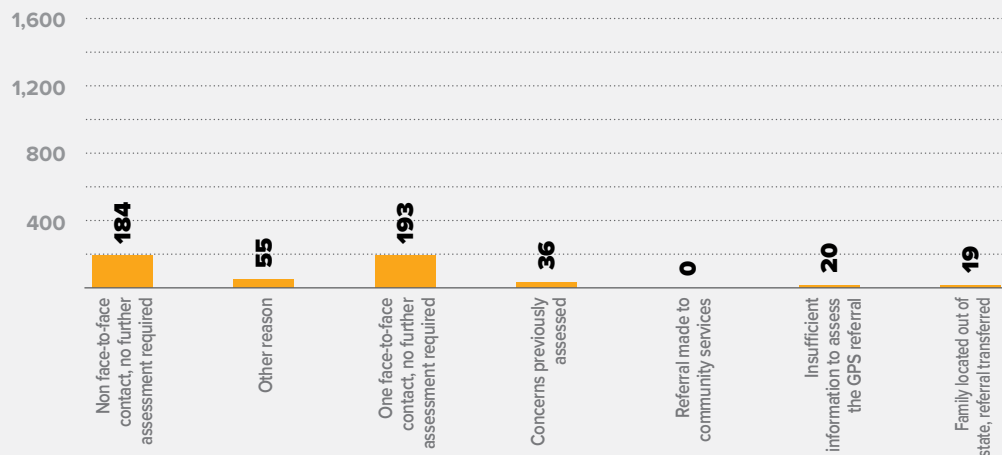
934 VALID

CHILDREN
ASSESSED
PER 1,000
CHILDREN

70.1 TOTAL

45.2 VALID

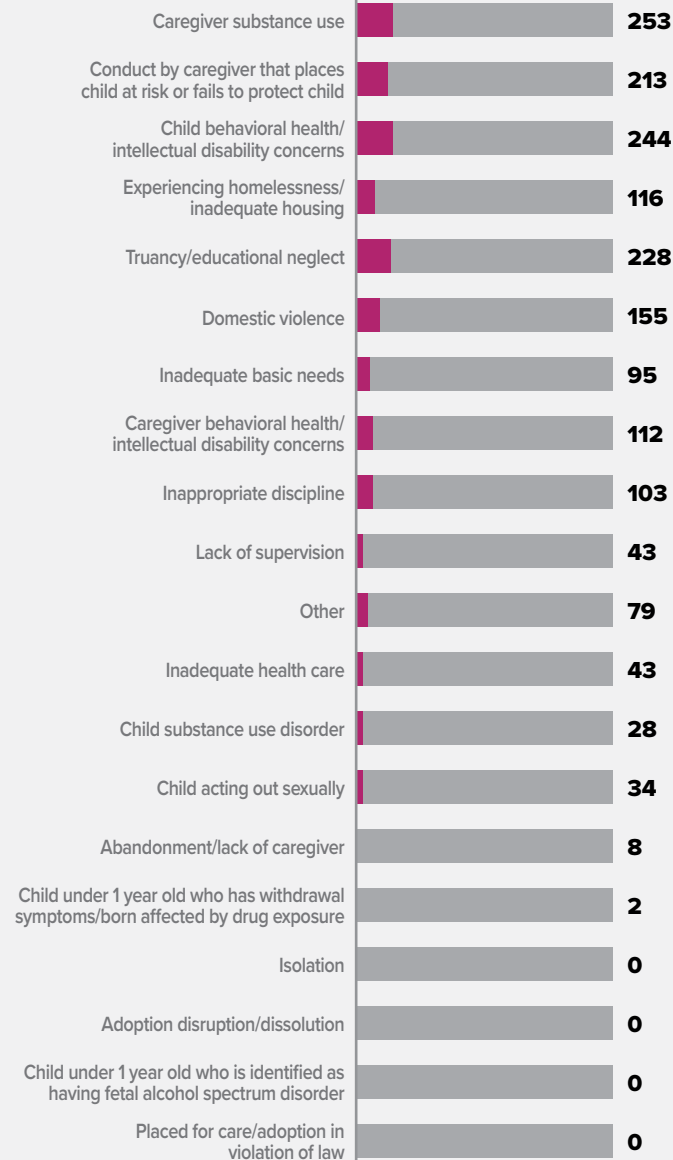
BREAKDOWN REPORTS SCREENED OUT BY REASON



VALID GPS CONCERNS BY TYPE

1,756

TOTAL CONCERNS



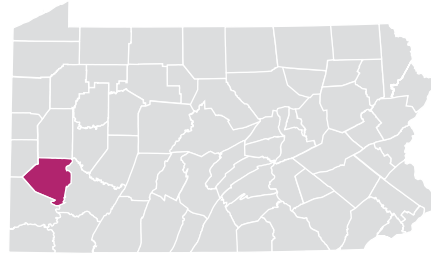
ADAMS COUNTY

NOTE: A report may have more than one concern for each report; therefore, the total number of concerns will be greater than the total number of reports. In some reports, more than one child was assessed with valid concerns; therefore, the number of children assessed exceeds the number of valid assessed reports.



ALLEGHENY COUNTY

URBAN // POPULATION • 1,245,310 / POPULATION UNDER 18 • 231,388

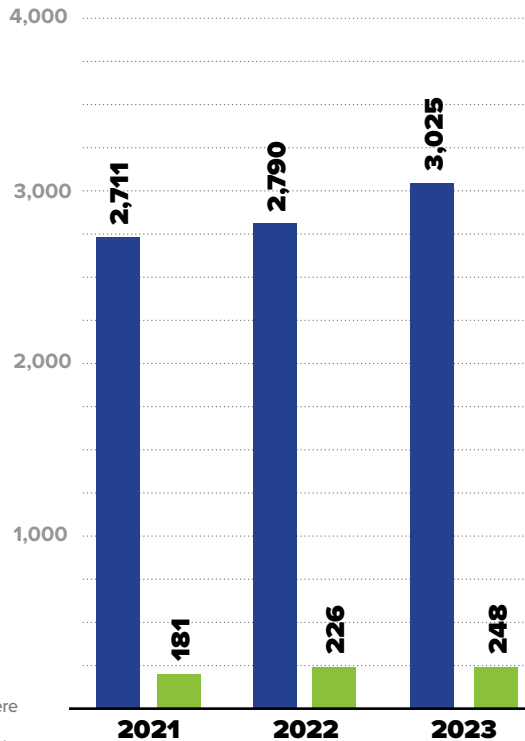


2023 REPORTS OF CHILD ABUSE

3,025
TOTAL REPORTS

248
SUBSTANTIATED REPORTS

▲ NOTE: CPS and GPS data reported were investigated and substantiated by the CCYA and may vary from statewide data which include both CCYA and OCYF Regional Office investigations.



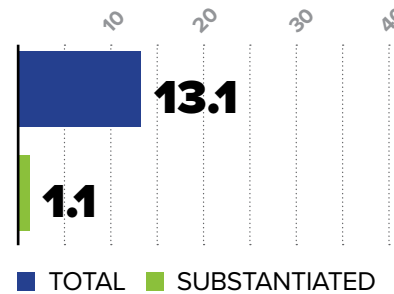
▲ NOTE: 2021 totals above will not align with the 2021 totals in this same table in the 2021 report, as regional investigations were included for that year in error in the 2021 report.

SUBSTANTIATED REPORTS BY SEX OF VICTIM

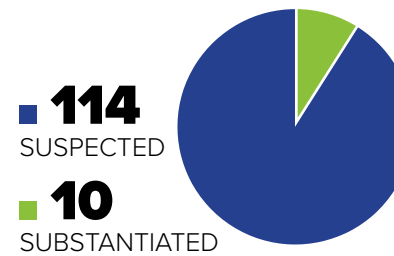
FEMALE
144
58.1%

MALE
104
41.9%

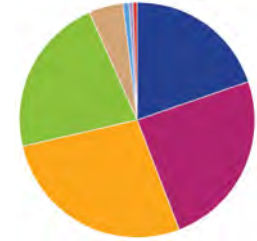
CHILD ABUSE REPORTS PER 1,000 CHILDREN



CASES OF REPEAT ABUSE SUBSTANTIATED REPORTS



TYPES OF ALLEGATIONS SUBSTANTIATED REPORTS



282 TOTAL ALLEGATIONS

- 56** (19.9%) Sexual Abuse
- 69** (24.5%) Physical Abuse/Bodily Injury
- 77** (27.3%) Reasonable Likelihood of Bodily Injury
- 62** (22.0%) Serious Physical Neglect
- 13** (4.6%) Engaging in Per Se Acts
- 2** (0.7%) Likelihood of Sexual Abuse/Exploitation
- 2** (0.7%) Severe Form of Trafficking in Persons or Sex Trafficking
- 0** (0.0%) Serious Mental Injury
- 1** (0.4%) Munchausen Syndrome by Proxy/Medical Abuse

▲ NOTE: A report may have more than one allegation for each report; therefore, the total number of allegations will be greater than the total number of reports.

\$71,468,357

EXPENDITURES CHILD ABUSE INVESTIGATIONS AND GENERAL PROTECTIVE SERVICES ASSESSMENTS



2023 SUBSTANTIATED FATALITIES

8/57 MALE 5 FEMALE 3

2023 SUBSTANTIATED NEAR FATALITIES

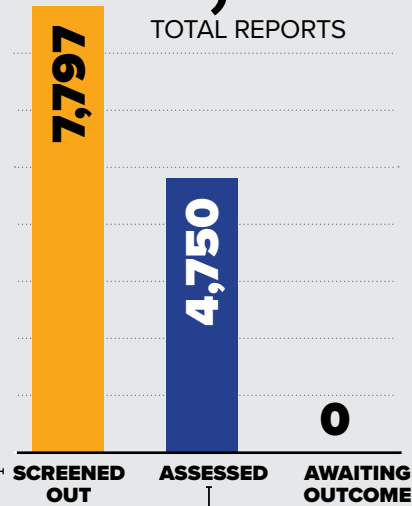
13/119 MALE 6 FEMALE 7



NOTE: A report may have more than one concern for each report; therefore, the total number of concerns will be greater than the total number of reports. In some reports, more than one child was assessed with valid concerns; therefore, the number of children assessed exceeds the number of valid assessed reports.

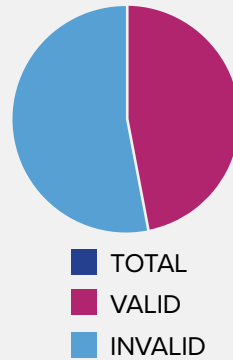
2023 REPORTS OF GENERAL PROTECTIVE SERVICES

12,547
TOTAL REPORTS



BREAKDOWN VALID ASSESSED REPORTS

2,214



NUMBER OF CHILDREN ASSESSED

6,585
TOTAL

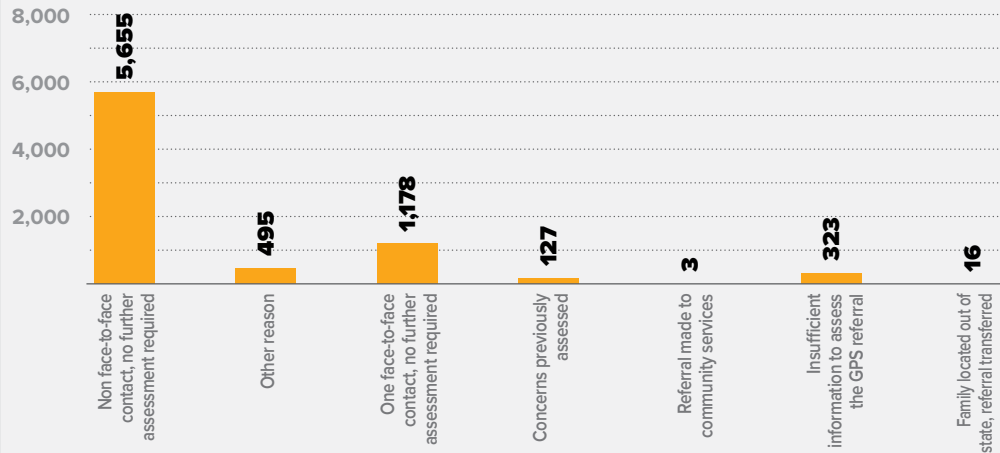
2,796
VALID

CHILDREN
ASSESSED
PER 1,000
CHILDREN

28.5
TOTAL

12.1
VALID

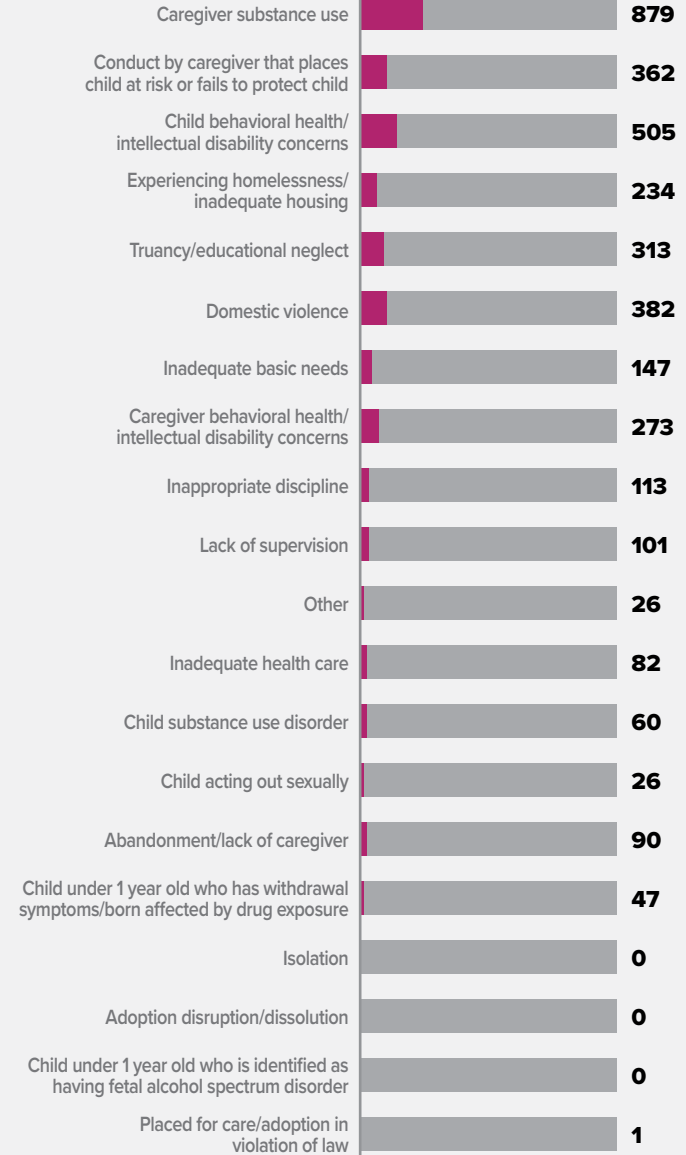
BREAKDOWN REPORTS SCREENED OUT BY REASON



VALID GPS CONCERNS BY TYPE

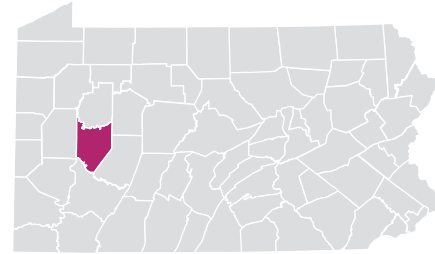
3,641

TOTAL CONCERNS

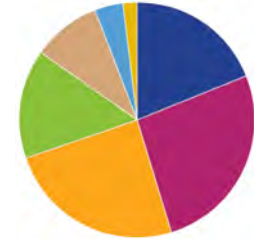


ARMSTRONG COUNTY

RURAL // POPULATION • 65,538 / POPULATION UNDER 18 • 12,429



TYPES OF ALLEGATIONS SUBSTANTIATED REPORTS



53 TOTAL ALLEGATIONS

- 10** (18.9%) Sexual Abuse
- 14** (26.4%) Physical Abuse/Bodily Injury
- 13** (24.5%) Reasonable Likelihood of Bodily Injury
- 8** (15.1%) Serious Physical Neglect
- 5** (9.4%) Engaging in Per Se Acts
- 2** (3.8%) Likelihood of Sexual Abuse/Exploitation
- 0** (0.0%) Severe Form of Trafficking in Persons or Sex Trafficking
- 1** (1.9%) Serious Mental Injury
- 0** (0.0%) Munchausen Syndrome by Proxy/Medical Abuse

▲ NOTE: A report may have more than one allegation for each report; therefore, the total number of allegations will be greater than the total number of reports.

2023 REPORTS OF CHILD ABUSE

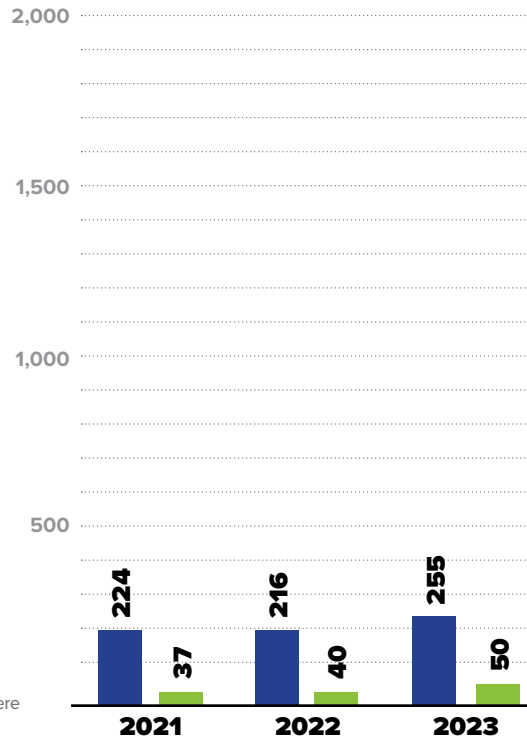
255

■ TOTAL REPORTS

50

■ SUBSTANTIATED REPORTS

▲ NOTE: CPS and GPS data reported were investigated and substantiated by the CCYA and may vary from statewide data which include both CCYA and OCYF Regional Office investigations.



▲ NOTE: 2021 totals above will not align with the 2021 totals in this same table in the 2021 report, as regional investigations were included for that year in error in the 2021 report.

SUBSTANTIATED REPORTS BY SEX OF VICTIM

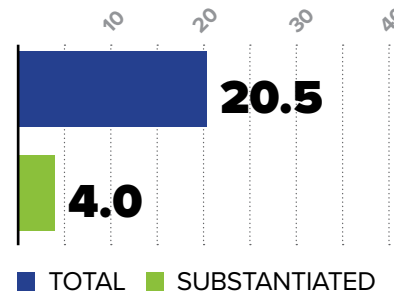
FEMALE

32
64.0%

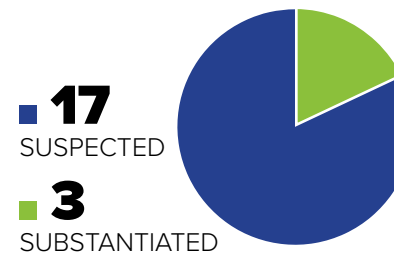
MALE

18
36.0%

CHILD ABUSE REPORTS PER 1,000 CHILDREN



CASES OF REPEAT ABUSE SUBSTANTIATED REPORTS



\$1,220,754

EXPENDITURES CHILD ABUSE
INVESTIGATIONS AND GENERAL
PROTECTIVE SERVICES ASSESSMENTS



2023 SUBSTANTIATED FATALITIES

0/57 MALE FEMALE

2023 SUBSTANTIATED NEAR FATALITIES

0/119 MALE FEMALE



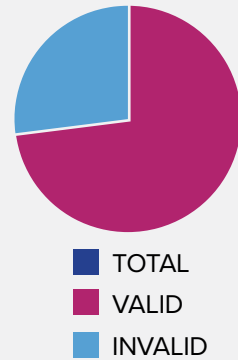
2023 REPORTS OF GENERAL PROTECTIVE SERVICES

1,013
TOTAL REPORTS



BREAKDOWN VALID ASSESSED REPORTS

265



NUMBER OF CHILDREN ASSESSED

513
TOTAL

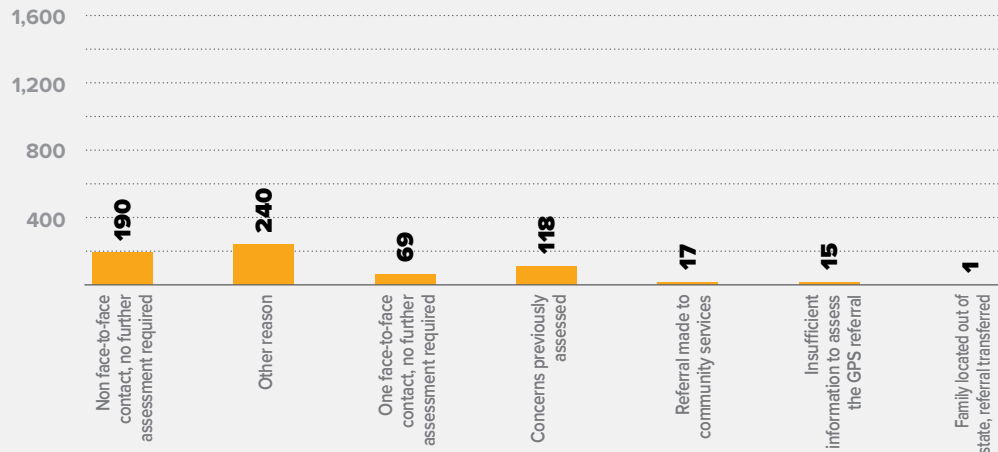
363
VALID

CHILDREN
ASSESSED
PER 1,000
CHILDREN

41.3
TOTAL

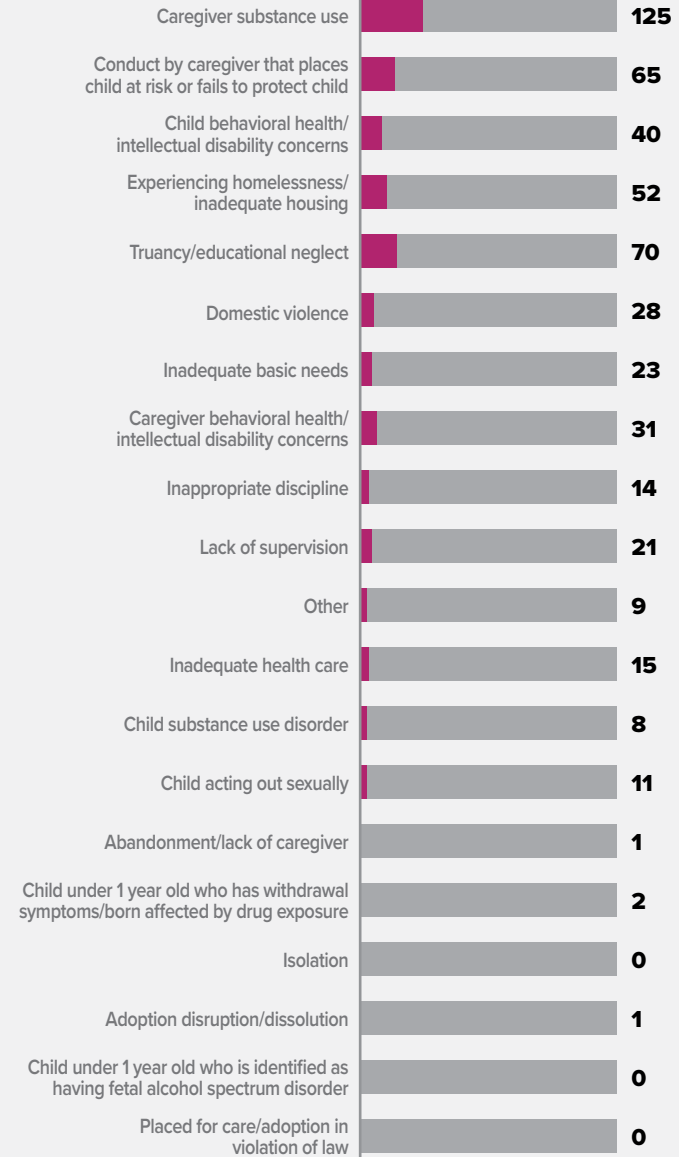
29.2
VALID

BREAKDOWN REPORTS SCREENED OUT BY REASON



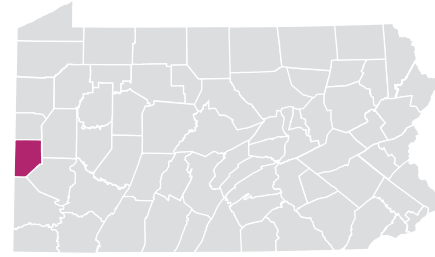
VALID GPS CONCERNS BY TYPE

516
TOTAL CONCERNS

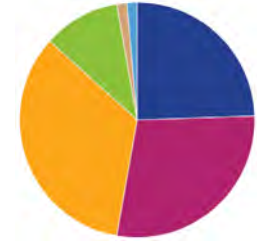


BEAVER COUNTY

URBAN // POPULATION • 167,629 / POPULATION UNDER 18 • 32,405



TYPES OF ALLEGATIONS SUBSTANTIATED REPORTS



151 TOTAL ALLEGATIONS

- 37** (24.5%) Sexual Abuse
- 43** (28.5%) Physical Abuse/Bodily Injury
- 51** (33.8%) Reasonable Likelihood of Bodily Injury
- 16** (10.6%) Serious Physical Neglect
- 2** (1.3%) Engaging in Per Se Acts
- 2** (1.3%) Likelihood of Sexual Abuse/Exploitation
- 0** (0.0%) Severe Form of Trafficking in Persons or Sex Trafficking
- 0** (0.0%) Serious Mental Injury
- 0** (0.0%) Munchausen Syndrome by Proxy/Medical Abuse

▲ NOTE: A report may have more than one allegation for each report; therefore, the total number of allegations will be greater than the total number of reports.

2023 REPORTS OF CHILD ABUSE

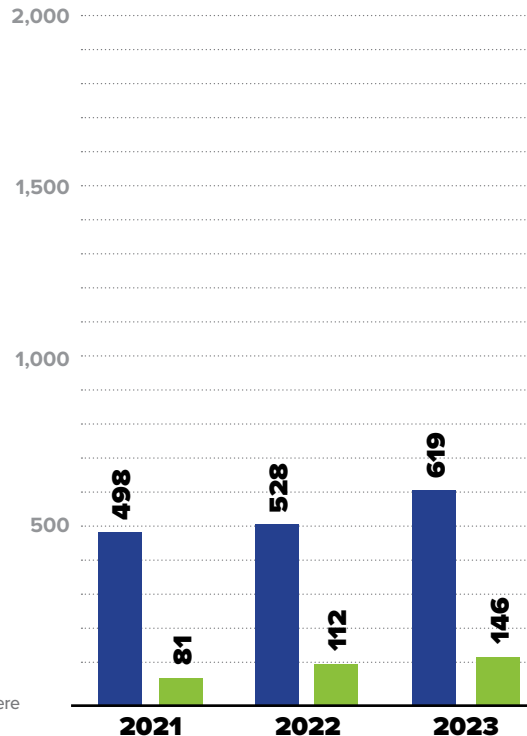
619

■ TOTAL REPORTS

146

■ SUBSTANTIATED REPORTS

▲ NOTE: CPS and GPS data reported were investigated and substantiated by the CCYA and may vary from statewide data which include both CCYA and OCYF Regional Office investigations.



▲ NOTE: 2021 totals above will not align with the 2021 totals in this same table in the 2021 report, as regional investigations were included for that year in error in the 2021 report.

SUBSTANTIATED REPORTS BY SEX OF VICTIM

FEMALE

89

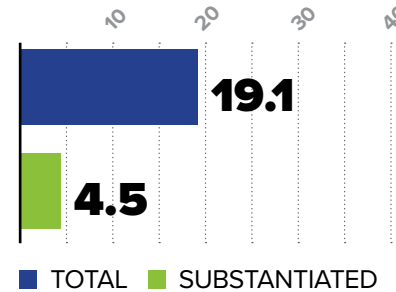
61.0%

MALE

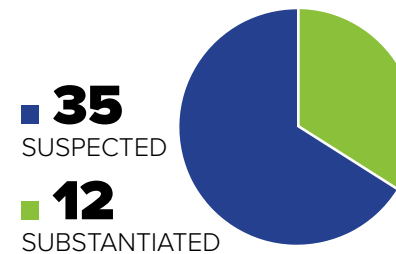
57

39.0%

CHILD ABUSE REPORTS PER 1,000 CHILDREN



CASES OF REPEAT ABUSE SUBSTANTIATED REPORTS



\$7,311,865

EXPENDITURES CHILD ABUSE
INVESTIGATIONS AND GENERAL
PROTECTIVE SERVICES ASSESSMENTS



2023 SUBSTANTIATED FATALITIES

3/57 MALE 2 FEMALE 1

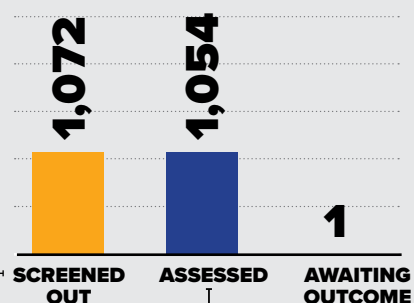
2023 SUBSTANTIATED NEAR FATALITIES

3/119 MALE 2 FEMALE 1

2023 REPORTS OF GENERAL PROTECTIVE SERVICES

2,127

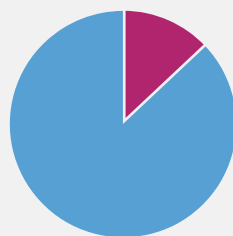
TOTAL REPORTS



6,000
5,000
4,000
3,000
2,000
1,000

BREAKDOWN VALID ASSESSED REPORTS

136



■ TOTAL
■ VALID
■ INVALID

NUMBER OF CHILDREN ASSESSED

1,458

TOTAL

186

VALID

CHILDREN
ASSESSED
PER 1,000
CHILDREN

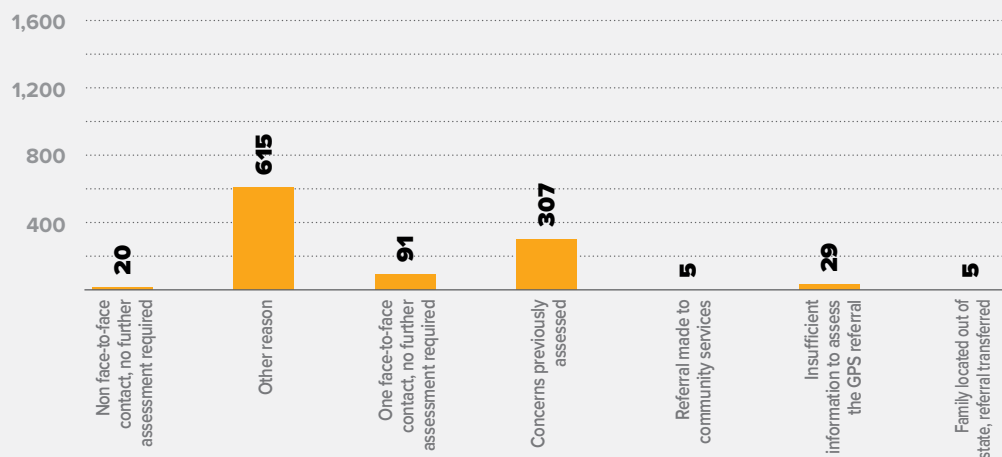
45.0

TOTAL

5.7

VALID

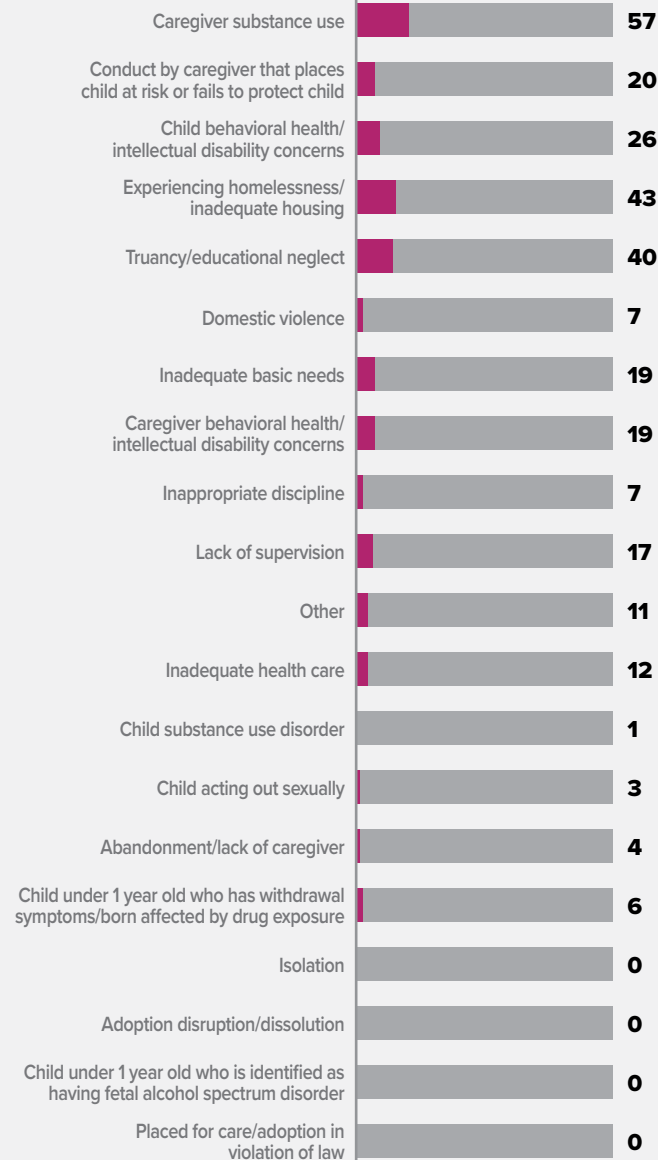
BREAKDOWN REPORTS SCREENED OUT BY REASON



VALID GPS CONCERNS BY TYPE

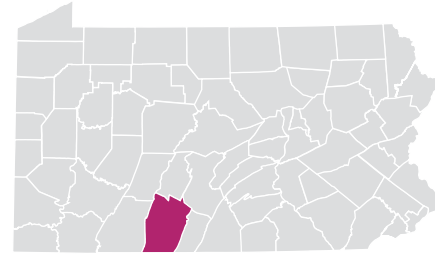
292

TOTAL CONCERNS



BEDFORD COUNTY

RURAL // POPULATION • 47,613 / POPULATION UNDER 18 • 9,200



2023 REPORTS OF CHILD ABUSE

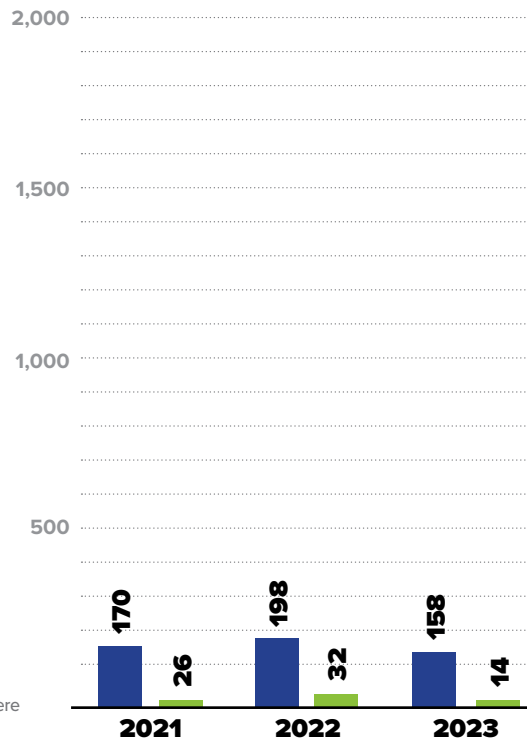
158

■ TOTAL REPORTS

14

■ SUBSTANTIATED
REPORTS

▲ NOTE: CPS and GPS data reported were investigated and substantiated by the CCYA and may vary from statewide data which include both CCYA and OCYF Regional Office investigations.



▲ NOTE: 2021 totals above will not align with the 2021 totals in this same table in the 2021 report, as regional investigations were included for that year in error in the 2021 report.

SUBSTANTIATED REPORTS BY SEX OF VICTIM

FEMALE

7

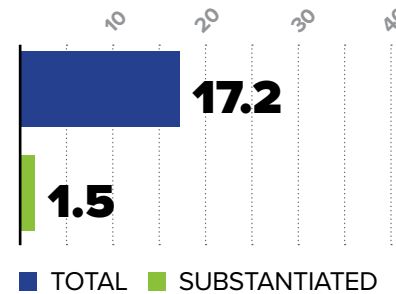
50.0%

MALE

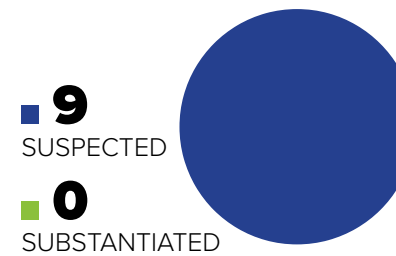
7

50.0%

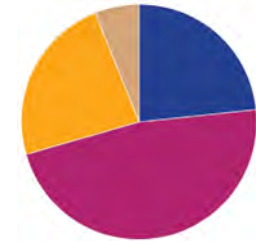
CHILD ABUSE REPORTS PER 1,000 CHILDREN



CASES OF REPEAT ABUSE SUBSTANTIATED REPORTS



TYPES OF ALLEGATIONS SUBSTANTIATED REPORTS



17 TOTAL
ALLEGATIONS

- **4** (23.5%) Sexual Abuse
- **8** (47.1%) Physical Abuse/Bodily Injury
- **4** (23.5%) Reasonable Likelihood of Bodily Injury
- **0** (0.0%) Serious Physical Neglect
- **1** (5.9%) Engaging in Per Se Acts
- **0** (0.0%) Likelihood of Sexual Abuse/Exploitation
- **0** (0.0%) Severe Form of Trafficking in Persons or Sex Trafficking
- **0** (0.0%) Serious Mental Injury
- **0** (0.0%) Munchausen Syndrome by Proxy/Medical Abuse

▲ NOTE: A report may have more than one allegation for each report; therefore, the total number of allegations will be greater than the total number of reports.

\$710,045

EXPENDITURES CHILD ABUSE
INVESTIGATIONS AND GENERAL
PROTECTIVE SERVICES ASSESSMENTS



2023 SUBSTANTIATED FATALITIES

1/57 MALE **1** FEMALE **0**

2023 SUBSTANTIATED NEAR FATALITIES

0/119 MALE **0** FEMALE **0**

2023 REPORTS OF GENERAL PROTECTIVE SERVICES

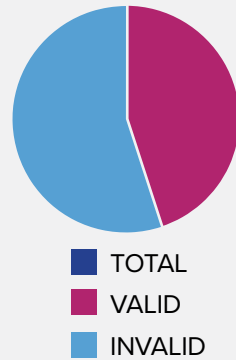
609

TOTAL REPORTS



BREAKDOWN VALID ASSESSED REPORTS

153



NUMBER OF CHILDREN ASSESSED

515
TOTAL

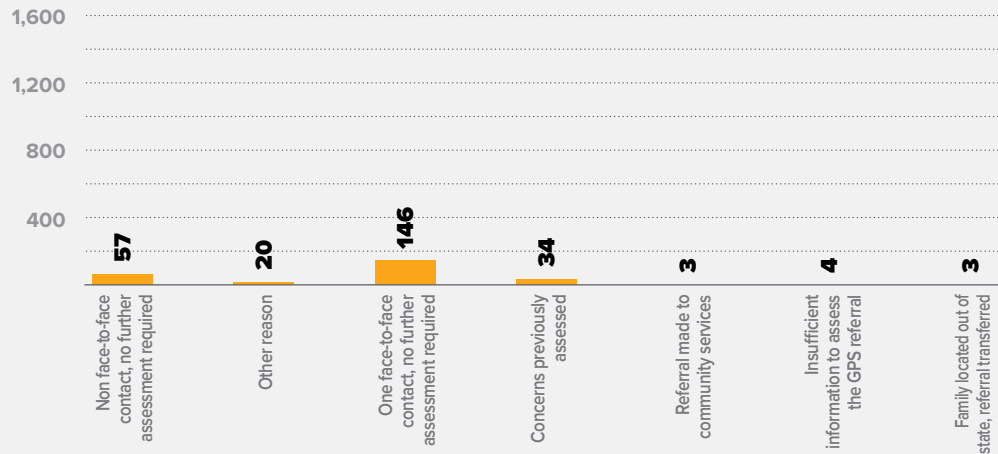
229
VALID

CHILDREN
ASSESSED
PER 1,000
CHILDREN

56.0
TOTAL

24.9
VALID

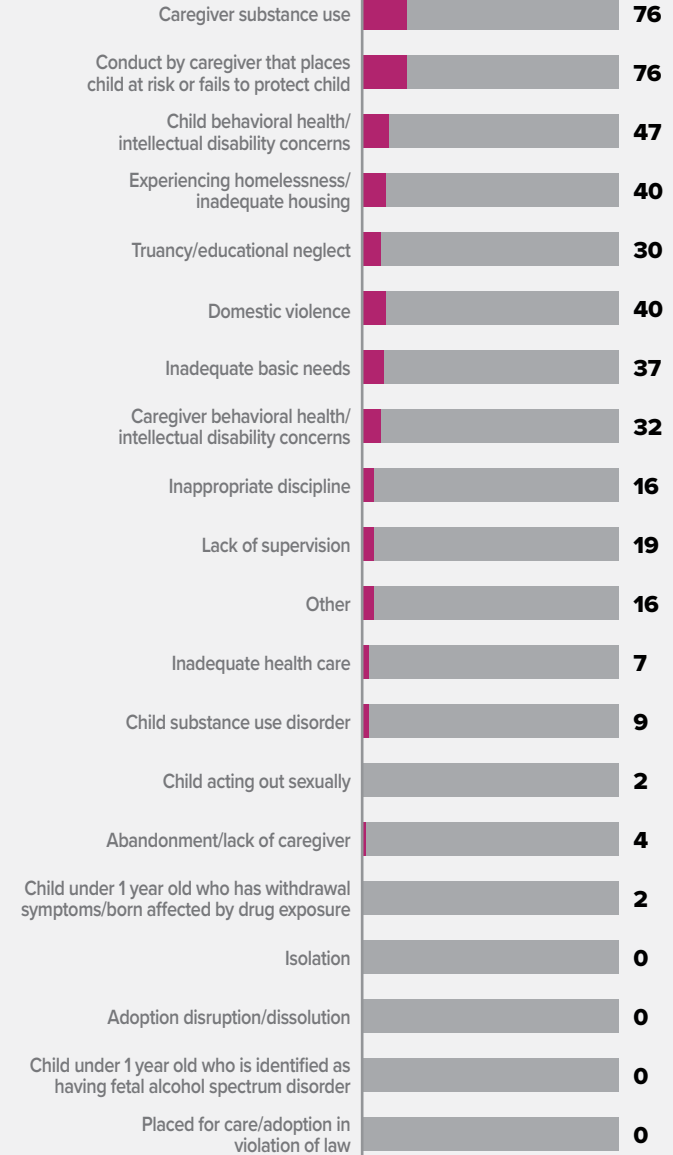
BREAKDOWN REPORTS SCREENED OUT BY REASON



VALID GPS CONCERNS BY TYPE

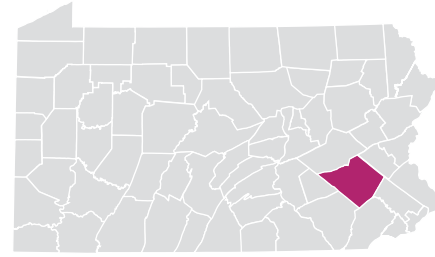
453

TOTAL CONCERNS



BERKS COUNTY

URBAN // POPULATION • 428,483 / POPULATION UNDER 18 • 94,539

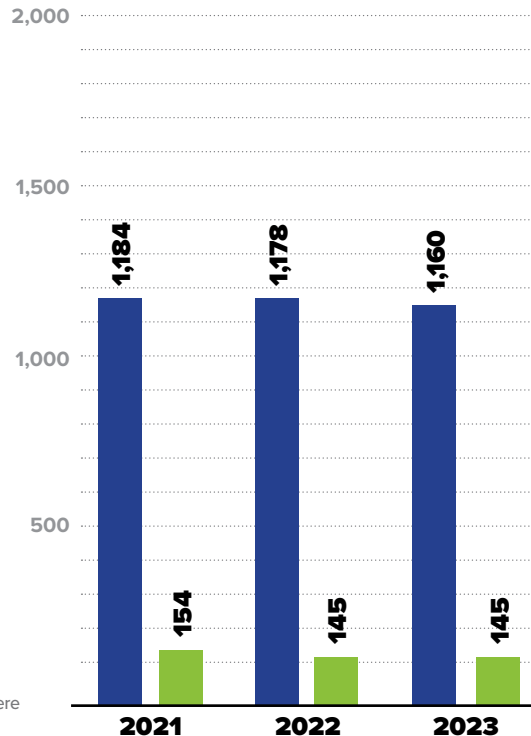


2023 REPORTS OF CHILD ABUSE

1,160
TOTAL REPORTS

145
SUBSTANTIATED REPORTS

▲ NOTE: CPS and GPS data reported were investigated and substantiated by the CCYA and may vary from statewide data which include both CCYA and OCYF Regional Office investigations.



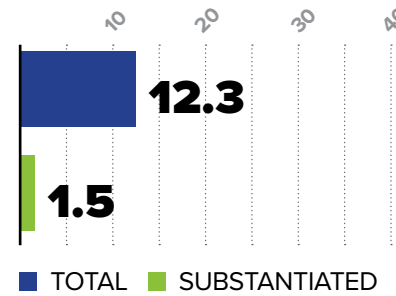
▲ NOTE: 2021 totals above will not align with the 2021 totals in this same table in the 2021 report, as regional investigations were included for that year in error in the 2021 report.

SUBSTANTIATED REPORTS BY SEX OF VICTIM

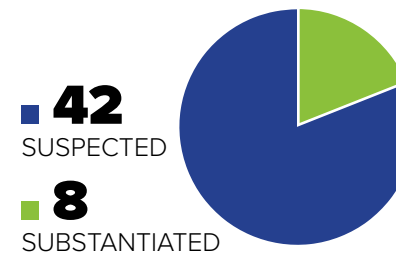
FEMALE
102
70.3%

MALE
43
29.7%

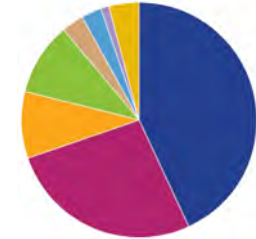
CHILD ABUSE REPORTS PER 1,000 CHILDREN



CASES OF REPEAT ABUSE SUBSTANTIATED REPORTS



TYPES OF ALLEGATIONS SUBSTANTIATED REPORTS



153 TOTAL ALLEGATIONS

- 66** (43.1%) Sexual Abuse
- 41** (26.8%) Physical Abuse/Bodily Injury
- 14** (9.2%) Reasonable Likelihood of Bodily Injury
- 15** (9.8%) Serious Physical Neglect
- 5** (3.3%) Engaging in Per Se Acts
- 4** (2.6%) Likelihood of Sexual Abuse/Exploitation
- 2** (1.3%) Severe Form of Trafficking in Persons or Sex Trafficking
- 6** (3.9%) Serious Mental Injury
- 0** (0.0%) Munchausen Syndrome by Proxy/Medical Abuse

▲ NOTE: A report may have more than one allegation for each report; therefore, the total number of allegations will be greater than the total number of reports.

\$4,082,237

EXPENDITURES CHILD ABUSE INVESTIGATIONS AND GENERAL PROTECTIVE SERVICES ASSESSMENTS



2023 SUBSTANTIATED FATALITIES

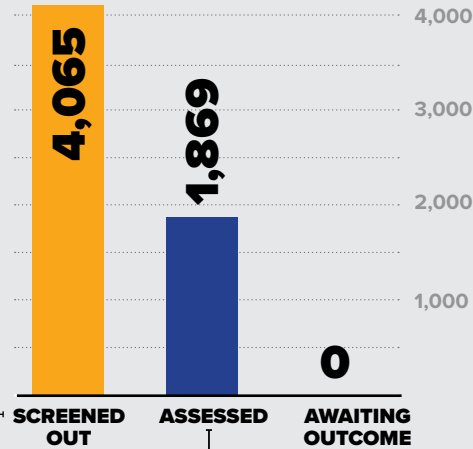
2/57 MALE **2** FEMALE **0**

2023 SUBSTANTIATED NEAR FATALITIES

4/119 MALE **3** FEMALE **1**

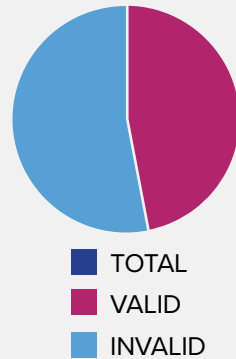
2023 REPORTS OF GENERAL PROTECTIVE SERVICES

5,934
TOTAL REPORTS



BREAKDOWN VALID ASSESSED REPORTS

882



NUMBER OF CHILDREN ASSESSED

2,567
TOTAL

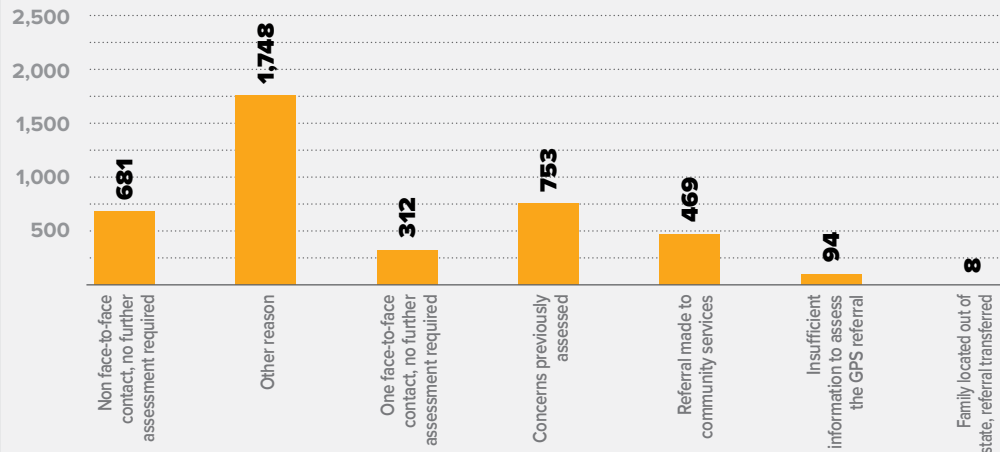
1,153
VALID

CHILDREN
ASSESSED
PER 1,000
CHILDREN

27.2
TOTAL

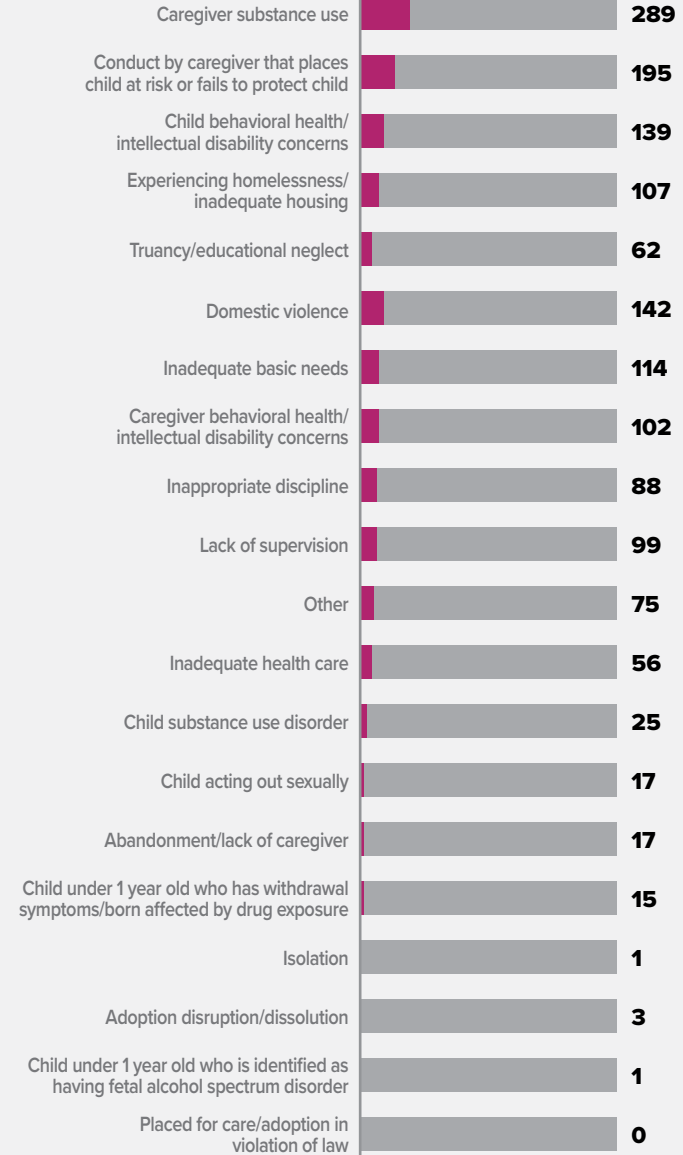
12.2
VALID

BREAKDOWN REPORTS SCREENED OUT BY REASON



VALID GPS CONCERNS BY TYPE

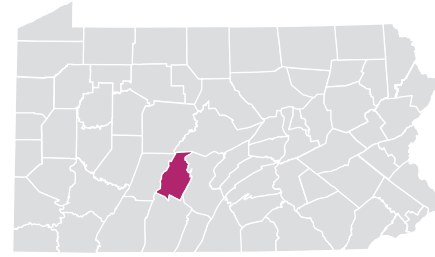
1,547
TOTAL CONCERNS



NOTE: A report may have more than one concern for each report; therefore, the total number of concerns will be greater than the total number of reports. In some reports, more than one child was assessed with valid concerns; therefore, the number of children assessed exceeds the number of valid assessed reports.

BLAIR COUNTY

RURAL // POPULATION • 122,640 / POPULATION UNDER 18 • 24,732



2023 REPORTS OF CHILD ABUSE

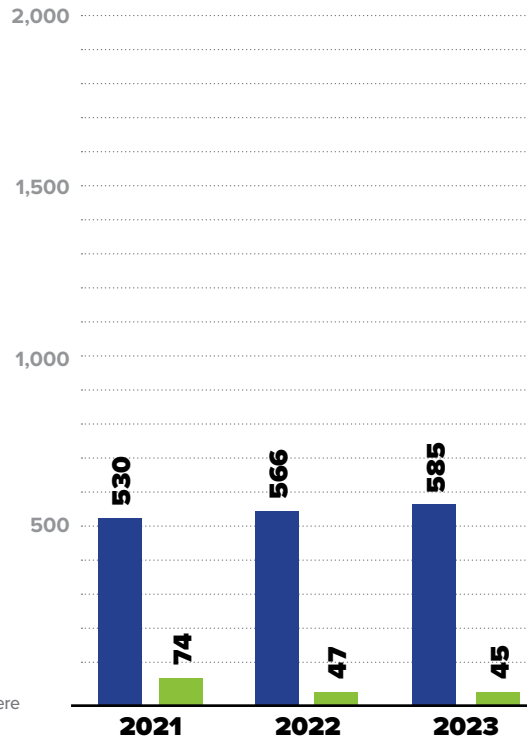
585

■ TOTAL REPORTS

45

■ SUBSTANTIATED REPORTS

▲ NOTE: CPS and GPS data reported were investigated and substantiated by the CCYA and may vary from statewide data which include both CCYA and OCYF Regional Office investigations.



▲ NOTE: 2021 totals above will not align with the 2021 totals in this same table in the 2021 report, as regional investigations were included for that year in error in the 2021 report.

SUBSTANTIATED REPORTS BY SEX OF VICTIM

FEMALE

29

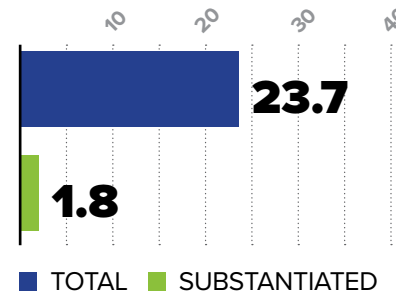
64.4%

MALE

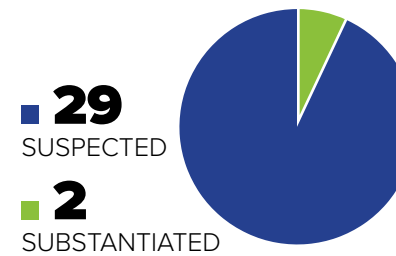
16

35.6%

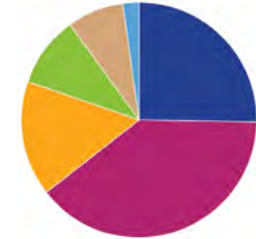
CHILD ABUSE REPORTS PER 1,000 CHILDREN



CASES OF REPEAT ABUSE SUBSTANTIATED REPORTS



TYPES OF ALLEGATIONS SUBSTANTIATED REPORTS



51 TOTAL ALLEGATIONS

- **13** (25.5%) Sexual Abuse
- **20** (39.2%) Physical Abuse/Bodily Injury
- **8** (15.7%) Reasonable Likelihood of Bodily Injury
- **5** (9.8%) Serious Physical Neglect
- **4** (7.8%) Engaging in Per Se Acts
- **1** (2.0%) Likelihood of Sexual Abuse/Exploitation
- **0** (0.0%) Severe Form of Trafficking in Persons or Sex Trafficking
- **0** (0.0%) Serious Mental Injury
- **0** (0.0%) Munchausen Syndrome by Proxy/Medical Abuse

▲ NOTE: A report may have more than one allegation for each report; therefore, the total number of allegations will be greater than the total number of reports.

\$1,449,698

EXPENDITURES CHILD ABUSE INVESTIGATIONS AND GENERAL PROTECTIVE SERVICES ASSESSMENTS



2023 SUBSTANTIATED FATALITIES

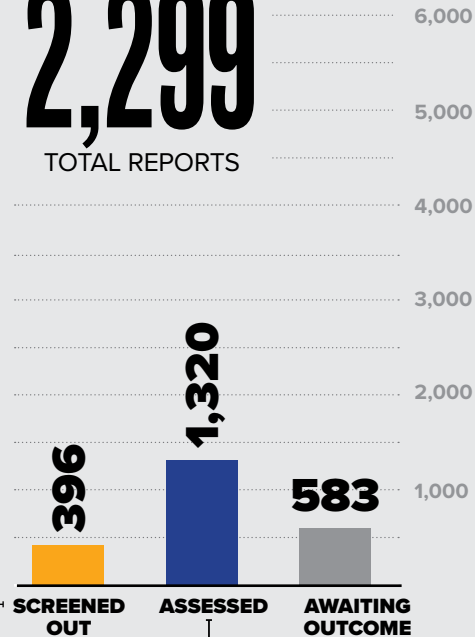
0/57 MALE 0 FEMALE 0

2023 SUBSTANTIATED NEAR FATALITIES

2/119 MALE 0 FEMALE 2

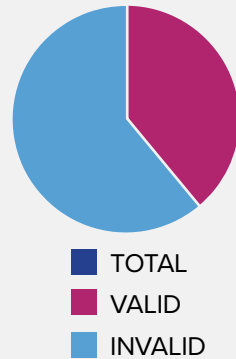
2023 REPORTS OF GENERAL PROTECTIVE SERVICES

2,299
TOTAL REPORTS



BREAKDOWN VALID ASSESSED REPORTS

521



NUMBER OF CHILDREN ASSESSED

1,879
TOTAL

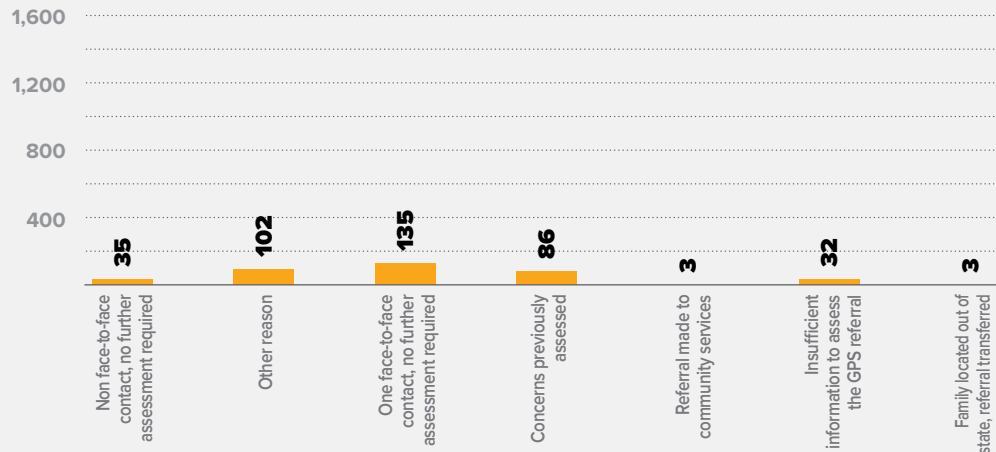
731
VALID

CHILDREN
ASSESSED
PER 1,000
CHILDREN

76.0
TOTAL

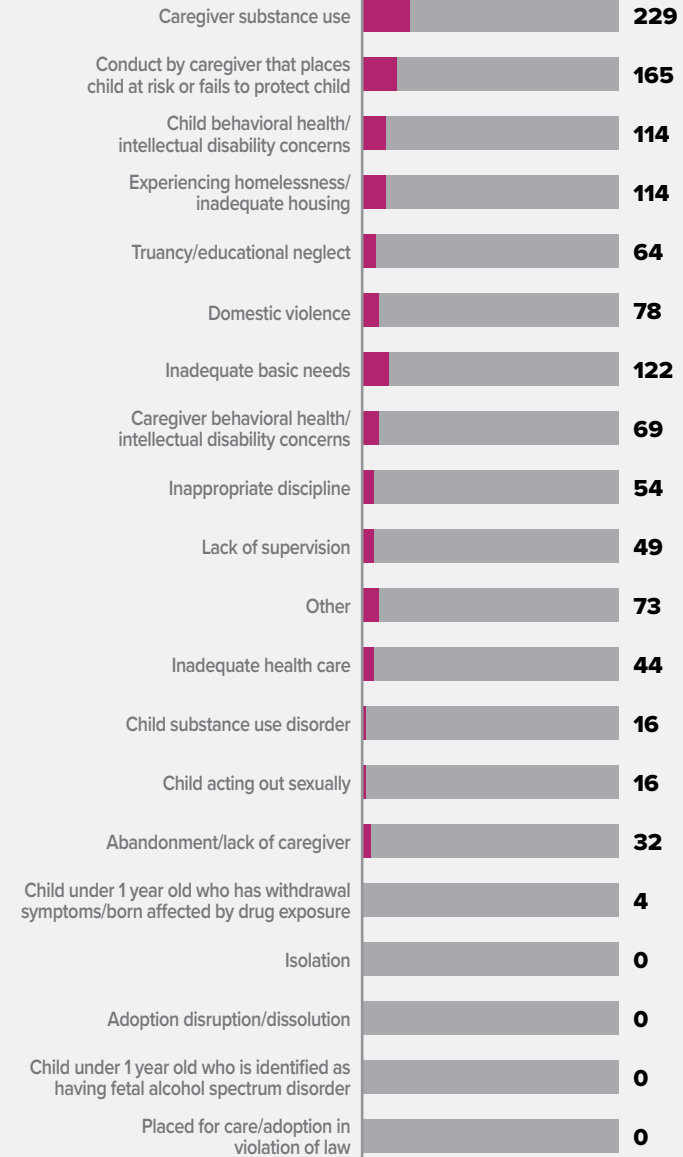
29.6
VALID

BREAKDOWN REPORTS SCREENED OUT BY REASON



VALID GPS CONCERNS BY TYPE

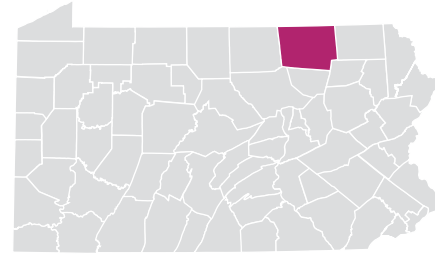
1,243
TOTAL CONCERNS



NOTE: A report may have more than one concern for each report; therefore, the total number of concerns will be greater than the total number of reports. In some reports, more than one child was assessed with valid concerns; therefore, the number of children assessed exceeds the number of valid assessed reports.

BRADFORD COUNTY

RURAL // POPULATION • 60,159 / POPULATION UNDER 18 • 13,208



2023 REPORTS OF CHILD ABUSE

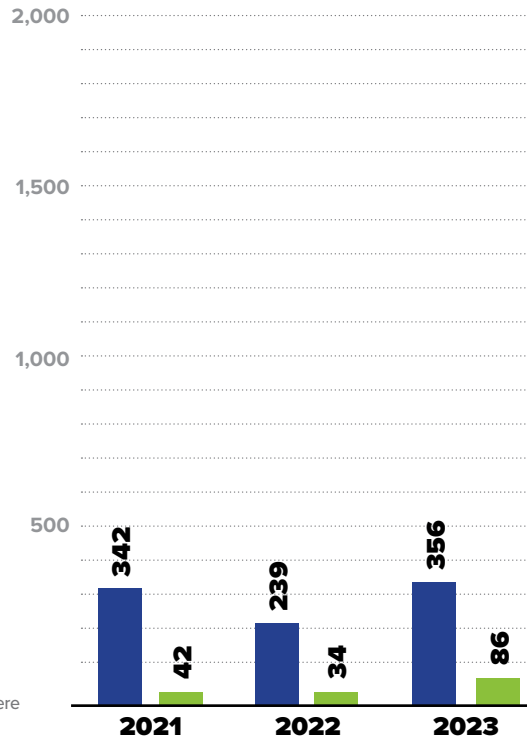
356

■ TOTAL REPORTS

86

■ SUBSTANTIATED REPORTS

▲ NOTE: CPS and GPS data reported were investigated and substantiated by the CCYA and may vary from statewide data which include both CCYA and OCYF Regional Office investigations.



▲ NOTE: 2021 totals above will not align with the 2021 totals in this same table in the 2021 report, as regional investigations were included for that year in error in the 2021 report.

SUBSTANTIATED REPORTS BY SEX OF VICTIM

FEMALE

55

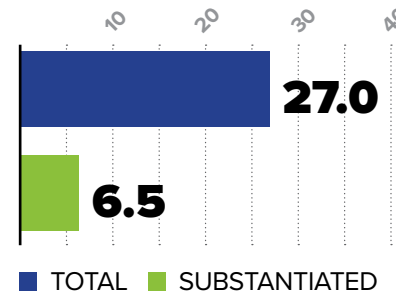
64.0%

MALE

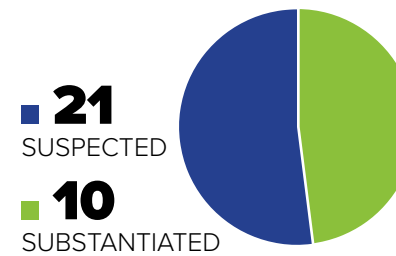
31

36.0%

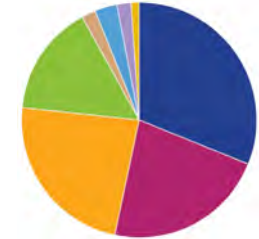
CHILD ABUSE REPORTS PER 1,000 CHILDREN



CASES OF REPEAT ABUSE SUBSTANTIATED REPORTS



TYPES OF ALLEGATIONS SUBSTANTIATED REPORTS



99 TOTAL ALLEGATIONS

- **31** (31.3%) Sexual Abuse
- **22** (22.2%) Physical Abuse/Bodily Injury
- **23** (23.2%) Reasonable Likelihood of Bodily Injury
- **15** (15.2%) Serious Physical Neglect
- **2** (2.0%) Engaging in Per Se Acts
- **3** (3.0%) Likelihood of Sexual Abuse/Exploitation
- **2** (2.0%) Severe Form of Trafficking in Persons or Sex Trafficking
- **1** (1.0%) Serious Mental Injury
- **0** (0.0%) Munchausen Syndrome by Proxy/Medical Abuse

▲ NOTE: A report may have more than one allegation for each report; therefore, the total number of allegations will be greater than the total number of reports.

\$1,886,677

EXPENDITURES CHILD ABUSE INVESTIGATIONS AND GENERAL PROTECTIVE SERVICES ASSESSMENTS



2023 SUBSTANTIATED FATALITIES

0/57 MALE 0 FEMALE 0

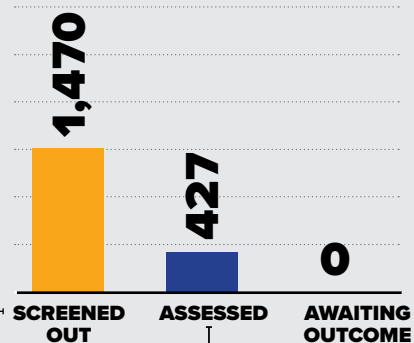
2023 SUBSTANTIATED NEAR FATALITIES

3/119 MALE 1 FEMALE 2

2023 REPORTS OF GENERAL PROTECTIVE SERVICES

1,897

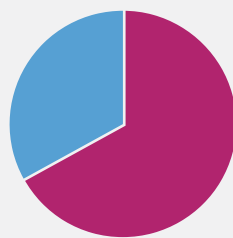
TOTAL REPORTS



6,000
5,000
4,000
3,000
2,000
1,000

BREAKDOWN VALID ASSESSED REPORTS

286



TOTAL
VALID
INVALID

NUMBER OF CHILDREN ASSESSED

677 TOTAL

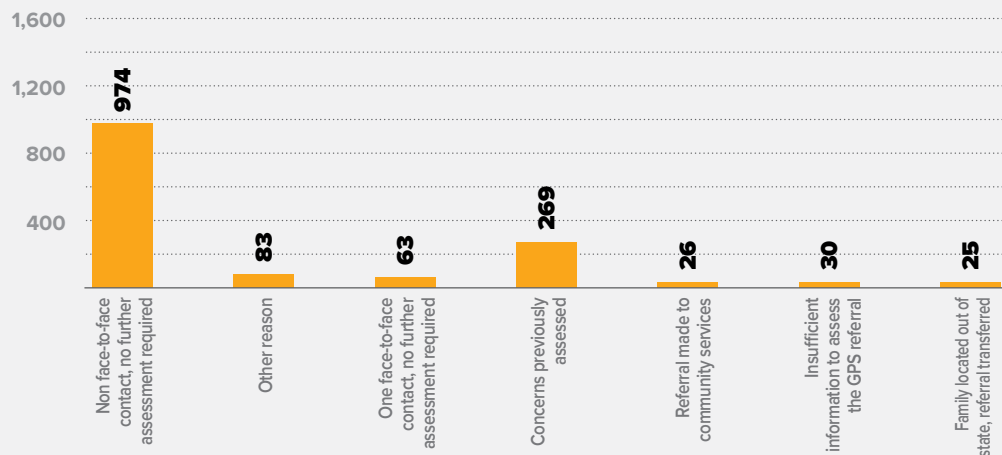
443 VALID

CHILDREN ASSESSED PER 1,000 CHILDREN

51.3 TOTAL

33.5 VALID

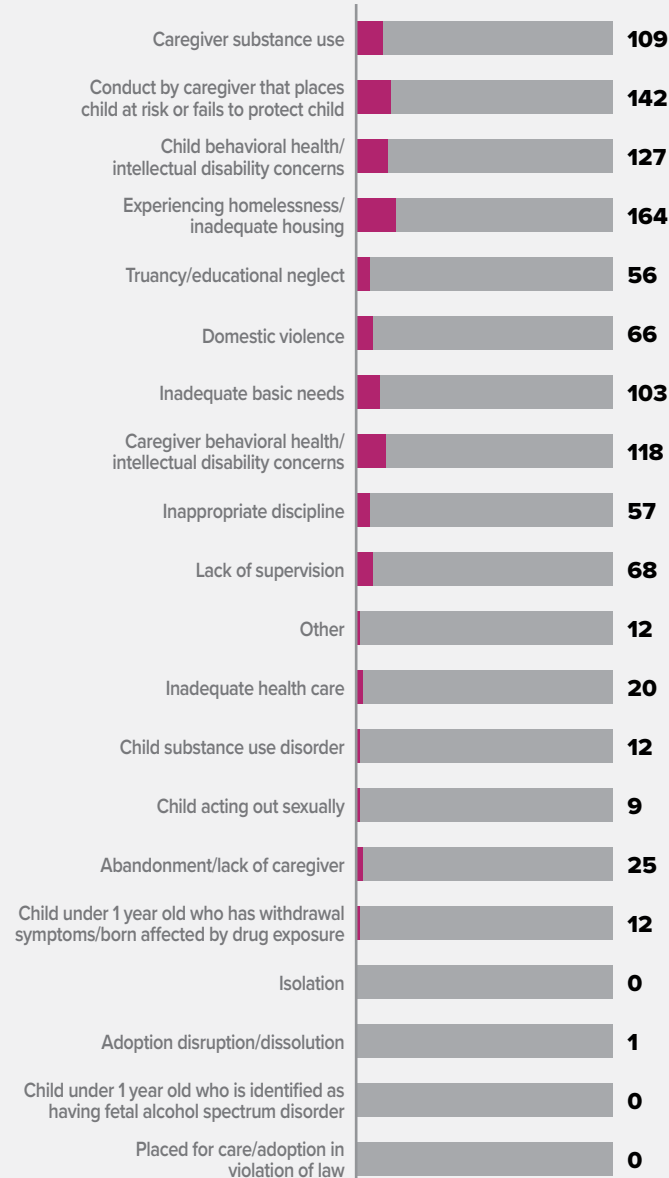
BREAKDOWN REPORTS SCREENED OUT BY REASON



VALID GPS CONCERNS BY TYPE

1,101

TOTAL CONCERNS



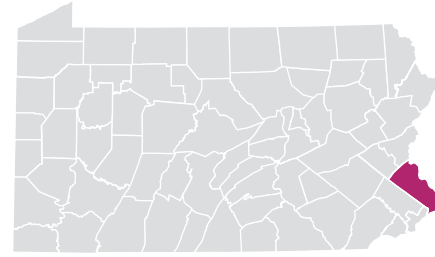
BRADFORD COUNTY

NOTE: A report may have more than one concern for each report; therefore, the total number of concerns will be greater than the total number of reports. In some reports, more than one child was assessed with valid concerns; therefore, the number of children assessed exceeds the number of valid assessed reports.



BUCKS COUNTY

URBAN // POPULATION • 645,163 / POPULATION UNDER 18 • 129,300



2023 REPORTS OF CHILD ABUSE

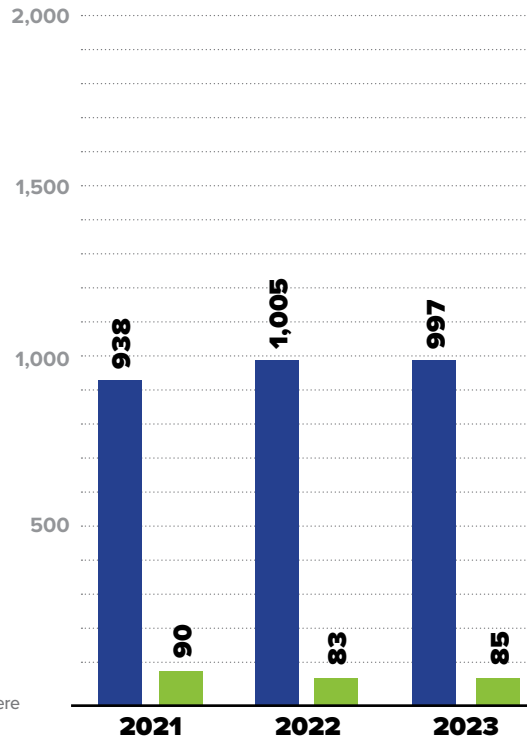
997

■ TOTAL REPORTS

85

■ SUBSTANTIATED REPORTS

▲ NOTE: CPS and GPS data reported were investigated and substantiated by the CCYA and may vary from statewide data which include both CCYA and OCYF Regional Office investigations.



▲ NOTE: 2021 totals above will not align with the 2021 totals in this same table in the 2021 report, as regional investigations were included for that year in error in the 2021 report.

SUBSTANTIATED REPORTS BY SEX OF VICTIM

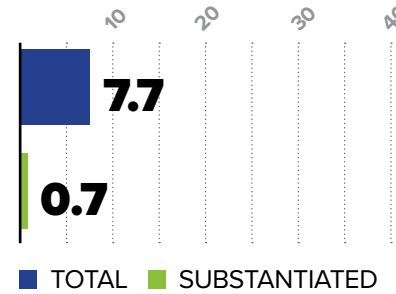
FEMALE

45
52.9%

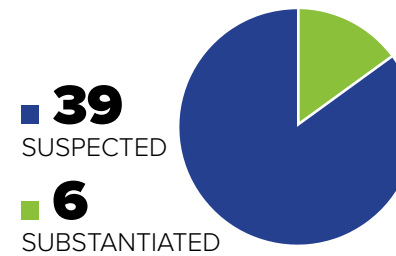
MALE

40
47.1%

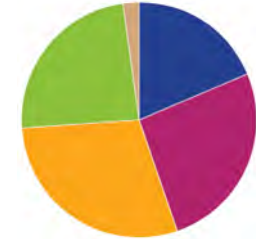
CHILD ABUSE REPORTS PER 1,000 CHILDREN



CASES OF REPEAT ABUSE SUBSTANTIATED REPORTS



TYPES OF ALLEGATIONS SUBSTANTIATED REPORTS



96 TOTAL ALLEGATIONS

- **18** (18.8%) Sexual Abuse
- **25** (26.0%) Physical Abuse/Bodily Injury
- **28** (29.2%) Reasonable Likelihood of Bodily Injury
- **23** (24.0%) Serious Physical Neglect
- **2** (2.1%) Engaging in Per Se Acts
- **0** (0.0%) Likelihood of Sexual Abuse/Exploitation
- **0** (0.0%) Severe Form of Trafficking in Persons or Sex Trafficking
- **0** (0.0%) Serious Mental Injury
- **0** (0.0%) Munchausen Syndrome by Proxy/Medical Abuse

▲ NOTE: A report may have more than one allegation for each report; therefore, the total number of allegations will be greater than the total number of reports.

\$12,302,861

EXPENDITURES CHILD ABUSE INVESTIGATIONS AND GENERAL PROTECTIVE SERVICES ASSESSMENTS



2023 SUBSTANTIATED FATALITIES

2/57 MALE **2** FEMALE **0**

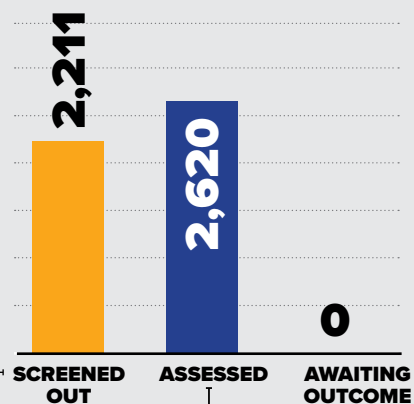
2023 SUBSTANTIATED NEAR FATALITIES

1/119 MALE **0** FEMALE **1**

2023 REPORTS OF GENERAL PROTECTIVE SERVICES

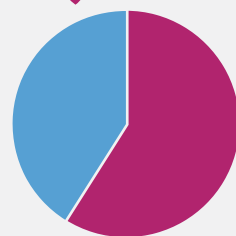
4,831

TOTAL REPORTS



BREAKDOWN VALID ASSESSED REPORTS

1,555



■ TOTAL
■ VALID
■ INVALID

NUMBER OF CHILDREN ASSESSED

3,767

TOTAL

2,199

VALID

CHILDREN
ASSESSED
PER 1,000
CHILDREN

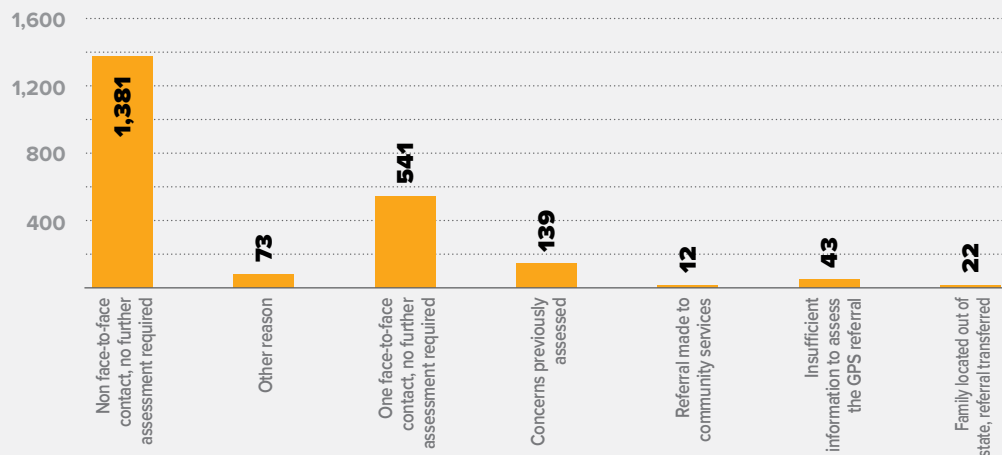
29.1

TOTAL

17.0

VALID

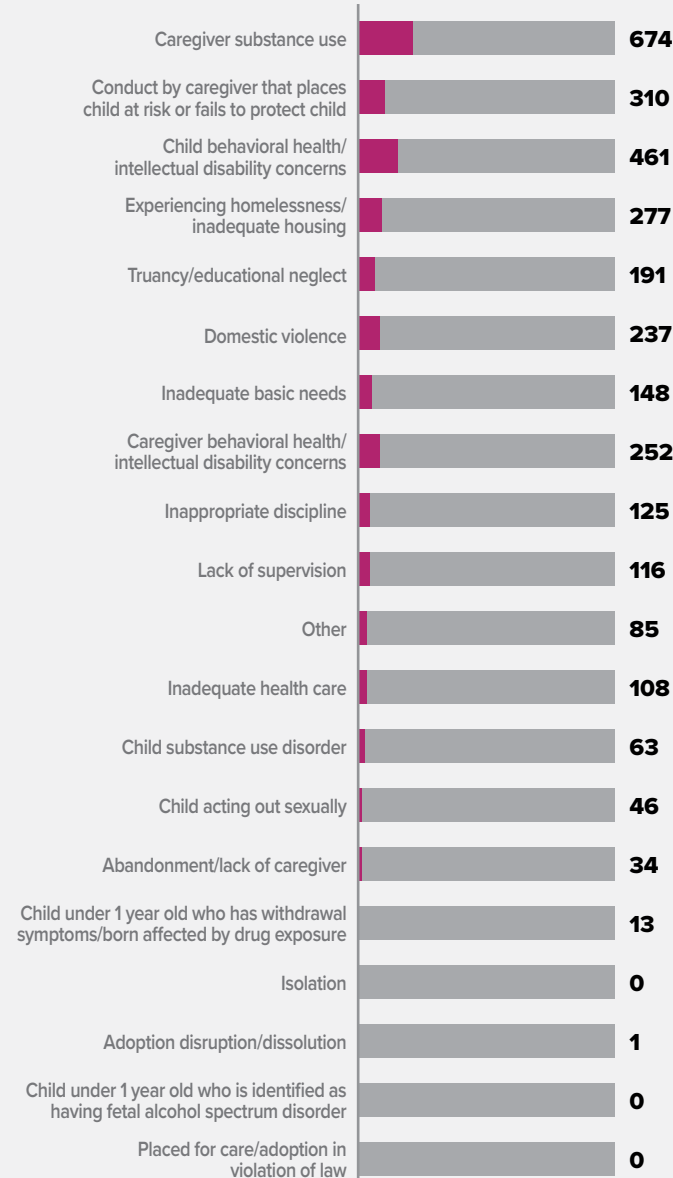
BREAKDOWN REPORTS SCREENED OUT BY REASON



VALID GPS CONCERNS BY TYPE

3,141

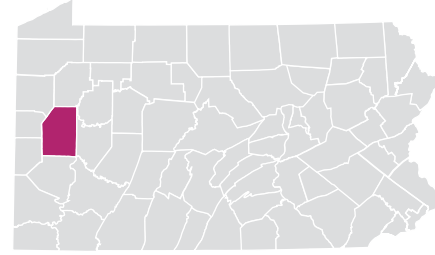
TOTAL CONCERNS



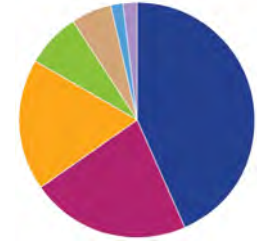
NOTE: A report may have more than one concern for each report; therefore, the total number of concerns will be greater than the total number of reports. In some reports, more than one child was assessed with valid concerns; therefore, the number of children assessed exceeds the number of valid assessed reports.

BUTLER COUNTY

RURAL // POPULATION • 194,562 / POPULATION UNDER 18 • 37,837



TYPES OF ALLEGATIONS SUBSTANTIATED REPORTS



55 TOTAL ALLEGATIONS

- 24** (43.6%) Sexual Abuse
- 12** (21.8%) Physical Abuse/Bodily Injury
- 10** (18.2%) Reasonable Likelihood of Bodily Injury
- 4** (7.3%) Serious Physical Neglect
- 3** (5.5%) Engaging in Per Se Acts
- 1** (1.8%) Likelihood of Sexual Abuse/Exploitation
- 1** (1.8%) Severe Form of Trafficking in Persons or Sex Trafficking
- 0** (0.0%) Serious Mental Injury
- 0** (0.0%) Munchausen Syndrome by Proxy/Medical Abuse

▲ NOTE: A report may have more than one allegation for each report; therefore, the total number of allegations will be greater than the total number of reports.

2023 REPORTS OF CHILD ABUSE

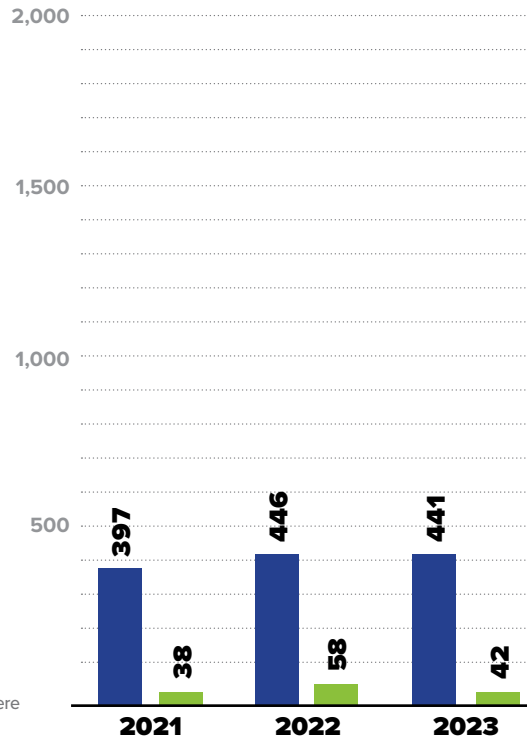
441

■ TOTAL REPORTS

42

■ SUBSTANTIATED REPORTS

▲ NOTE: CPS and GPS data reported were investigated and substantiated by the CCYA and may vary from statewide data which include both CCYA and OCYF Regional Office investigations.



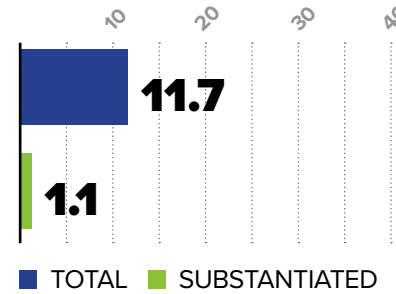
▲ NOTE: 2021 totals above will not align with the 2021 totals in this same table in the 2021 report, as regional investigations were included for that year in error in the 2021 report.

SUBSTANTIATED REPORTS BY SEX OF VICTIM

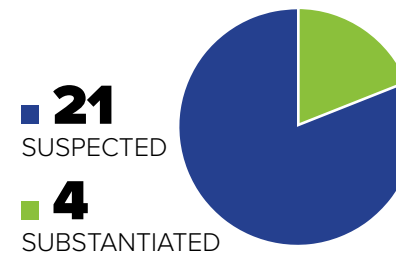
FEMALE
34
81.0%

MALE
8
19.0%

CHILD ABUSE REPORTS PER 1,000 CHILDREN



CASES OF REPEAT ABUSE SUBSTANTIATED REPORTS



\$3,290,020

EXPENDITURES CHILD ABUSE
INVESTIGATIONS AND GENERAL
PROTECTIVE SERVICES ASSESSMENTS



2023 SUBSTANTIATED FATALITIES

0/57 MALE FEMALE

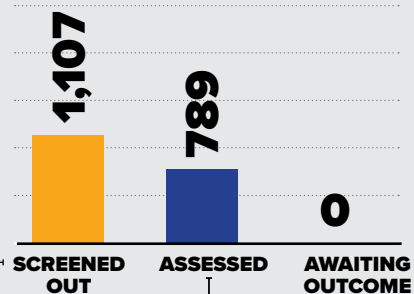
2023 SUBSTANTIATED NEAR FATALITIES

0/119 MALE FEMALE

2023 REPORTS OF GENERAL PROTECTIVE SERVICES

1,896

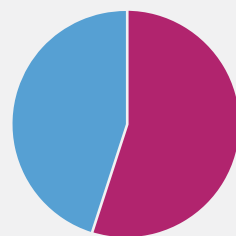
TOTAL REPORTS



6,000
5,000
4,000
3,000
2,000
1,000

BREAKDOWN VALID ASSESSED REPORTS

435



TOTAL
VALID
INVALID

NUMBER OF CHILDREN ASSESSED

1,196

TOTAL

658

VALID

CHILDREN
ASSESSED
PER 1,000
CHILDREN

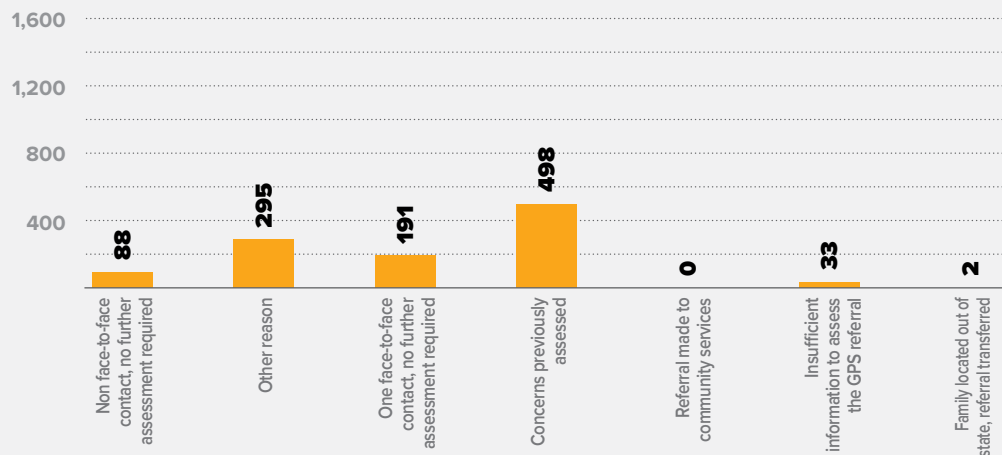
31.6

TOTAL

17.4

VALID

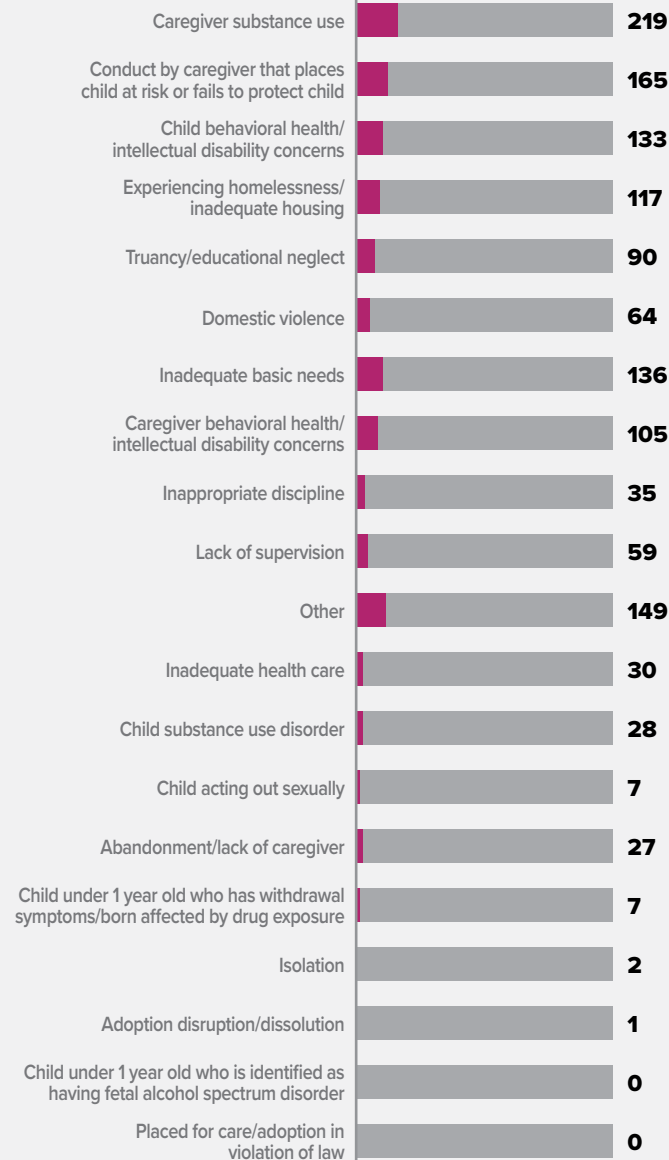
BREAKDOWN REPORTS SCREENED OUT BY REASON



VALID GPS CONCERNS BY TYPE

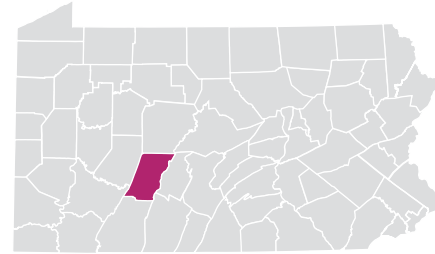
1,374

TOTAL CONCERNS



CAMBRIA COUNTY

RURAL // POPULATION • 133,263 / POPULATION UNDER 18 • 25,457



2023 REPORTS OF CHILD ABUSE

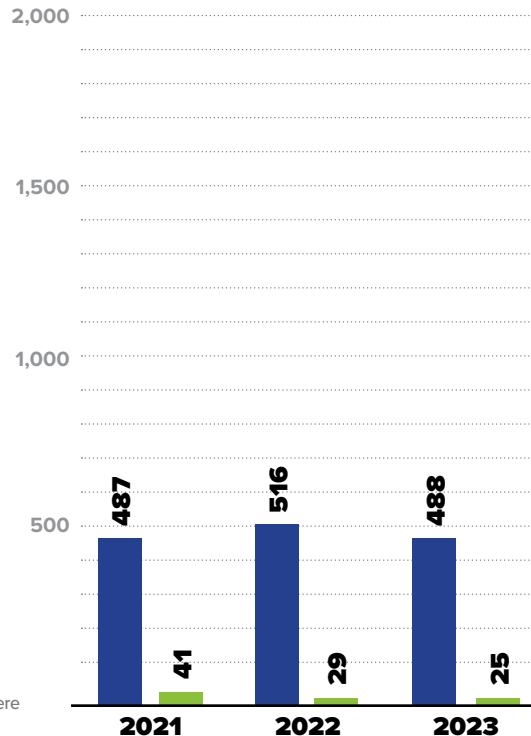
488

■ TOTAL REPORTS

25

■ SUBSTANTIATED REPORTS

▲ NOTE: CPS and GPS data reported were investigated and substantiated by the CCYA and may vary from statewide data which include both CCYA and OCYF Regional Office investigations.



▲ NOTE: 2021 totals above will not align with the 2021 totals in this same table in the 2021 report, as regional investigations were included for that year in error in the 2021 report.

SUBSTANTIATED REPORTS BY SEX OF VICTIM

FEMALE

15

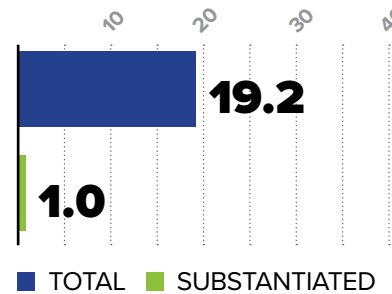
60.0%

MALE

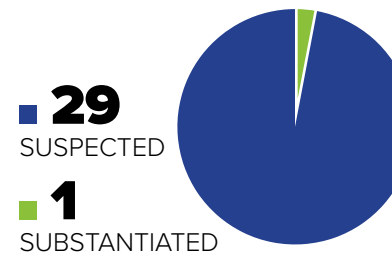
10

40.0%

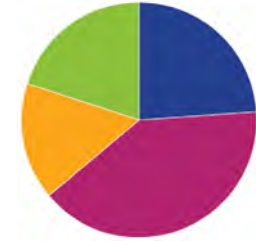
CHILD ABUSE REPORTS PER 1,000 CHILDREN



CASES OF REPEAT ABUSE SUBSTANTIATED REPORTS



TYPES OF ALLEGATIONS SUBSTANTIATED REPORTS



25 TOTAL ALLEGATIONS

- **6** (24.0%) Sexual Abuse
- **10** (40.0%) Physical Abuse/Bodily Injury
- **4** (16.0%) Reasonable Likelihood of Bodily Injury
- **5** (20.0%) Serious Physical Neglect
- **0** (0.0%) Engaging in Per Se Acts
- **0** (0.0%) Likelihood of Sexual Abuse/Exploitation
- **0** (0.0%) Severe Form of Trafficking in Persons or Sex Trafficking
- **0** (0.0%) Serious Mental Injury
- **0** (0.0%) Munchausen Syndrome by Proxy/Medical Abuse

▲ NOTE: A report may have more than one allegation for each report; therefore, the total number of allegations will be greater than the total number of reports.

\$2,042,678

EXPENDITURES CHILD ABUSE INVESTIGATIONS AND GENERAL PROTECTIVE SERVICES ASSESSMENTS



2023 SUBSTANTIATED FATALITIES

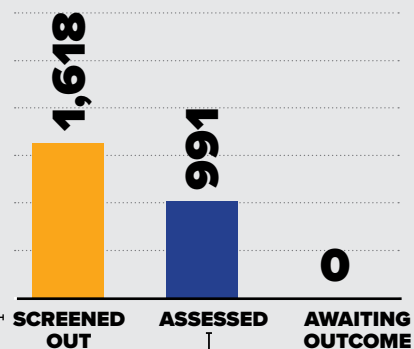
1/57 MALE 0 FEMALE 1

2023 SUBSTANTIATED NEAR FATALITIES

2/119 MALE 1 FEMALE 1

2023 REPORTS OF GENERAL PROTECTIVE SERVICES

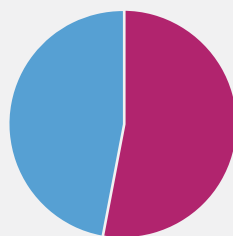
2,609
TOTAL REPORTS



6,000
5,000
4,000
3,000
2,000
1,000

BREAKDOWN VALID ASSESSED REPORTS

529



■ TOTAL
■ VALID
■ INVALID

NUMBER OF CHILDREN ASSESSED

1,533
TOTAL

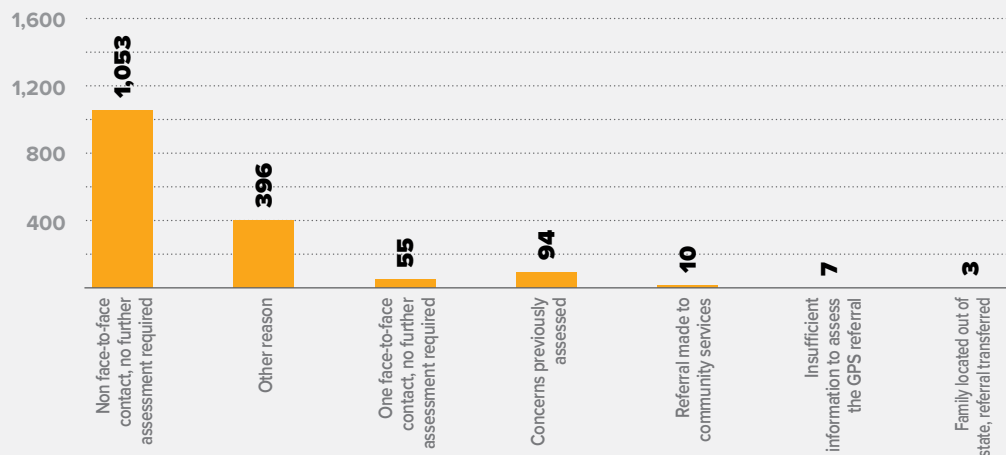
821
VALID

CHILDREN
ASSESSED
PER 1,000
CHILDREN

60.2
TOTAL

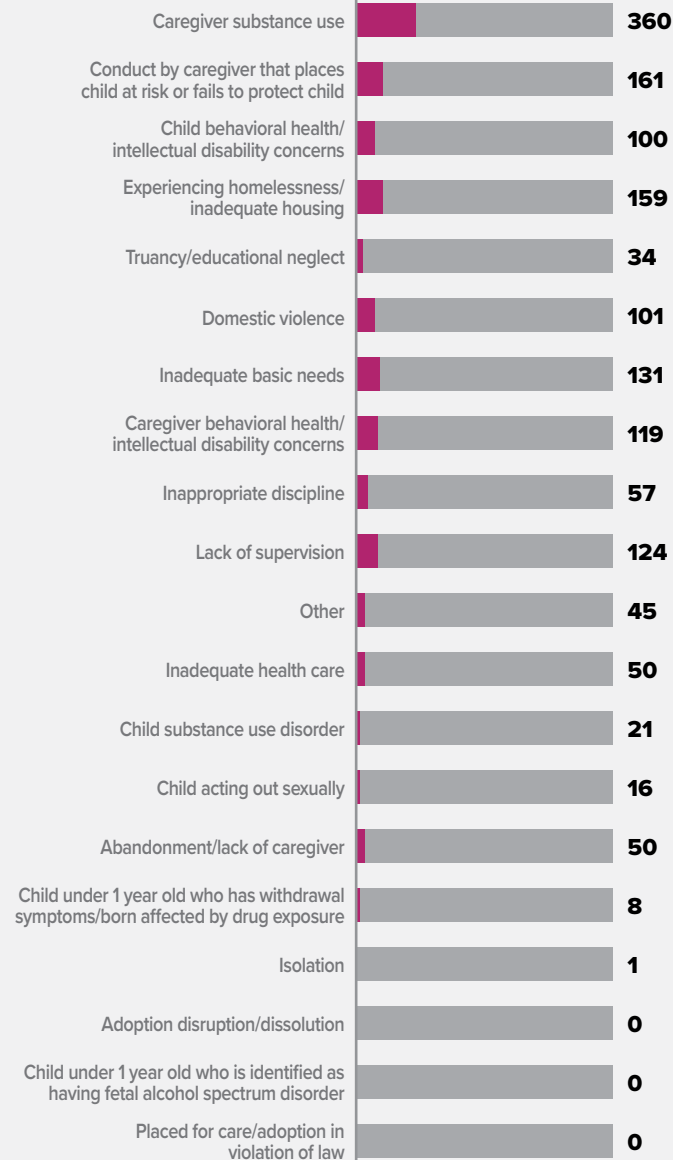
32.3
VALID

BREAKDOWN REPORTS SCREENED OUT BY REASON



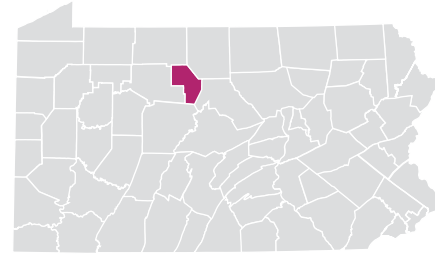
VALID GPS CONCERNS BY TYPE

1,537
TOTAL CONCERNS



CAMERON COUNTY

RURAL // POPULATION • 4,536 / POPULATION UNDER 18 • 782



2023 REPORTS OF CHILD ABUSE

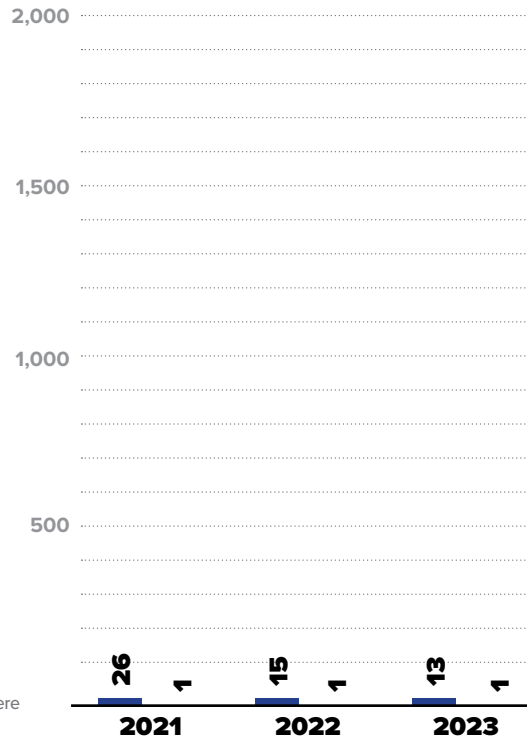
13

■ TOTAL REPORTS

1

■ SUBSTANTIATED REPORTS

▲ NOTE: CPS and GPS data reported were investigated and substantiated by the CCYA and may vary from statewide data which include both CCYA and OCYF Regional Office investigations.



▲ NOTE: 2021 totals above will not align with the 2021 totals in this same table in the 2021 report, as regional investigations were included for that year in error in the 2021 report.

SUBSTANTIATED REPORTS BY SEX OF VICTIM

FEMALE

1

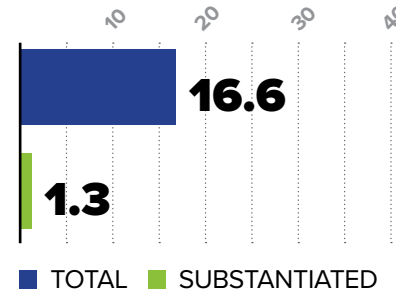
100.0%

MALE

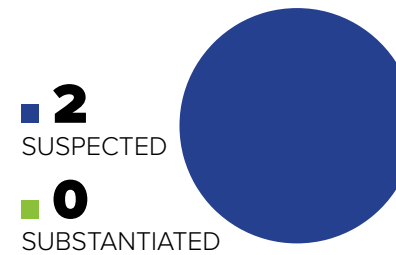
0

0.0%

CHILD ABUSE REPORTS PER 1,000 CHILDREN



CASES OF REPEAT ABUSE SUBSTANTIATED REPORTS



TYPES OF ALLEGATIONS SUBSTANTIATED REPORTS



1 TOTAL ALLEGATIONS

- **1** (100.0%) Sexual Abuse
- **0** (0.0%) Physical Abuse/Bodily Injury
- **0** (0.0%) Reasonable Likelihood of Bodily Injury
- **0** (0.0%) Serious Physical Neglect
- **0** (0.0%) Engaging in Per Se Acts
- **0** (0.0%) Likelihood of Sexual Abuse/Exploitation
- **0** (0.0%) Severe Form of Trafficking in Persons or Sex Trafficking
- **0** (0.0%) Serious Mental Injury
- **0** (0.0%) Munchausen Syndrome by Proxy/Medical Abuse

▲ NOTE: A report may have more than one allegation for each report; therefore, the total number of allegations will be greater than the total number of reports.

\$207,325

EXPENDITURES CHILD ABUSE INVESTIGATIONS AND GENERAL PROTECTIVE SERVICES ASSESSMENTS



2023 SUBSTANTIATED FATALITIES

0/57 MALE FEMALE

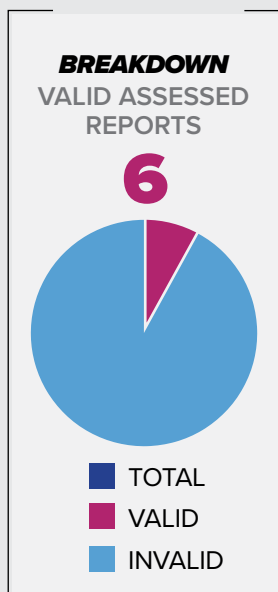
2023 SUBSTANTIATED NEAR FATALITIES

0/119 MALE FEMALE

2023 REPORTS OF GENERAL PROTECTIVE SERVICES

75

TOTAL REPORTS



NUMBER OF CHILDREN ASSESSED

118
TOTAL


11
VALID

CHILDREN
ASSESSED
PER 1,000
CHILDREN

150.9
TOTAL

14.1
VALID

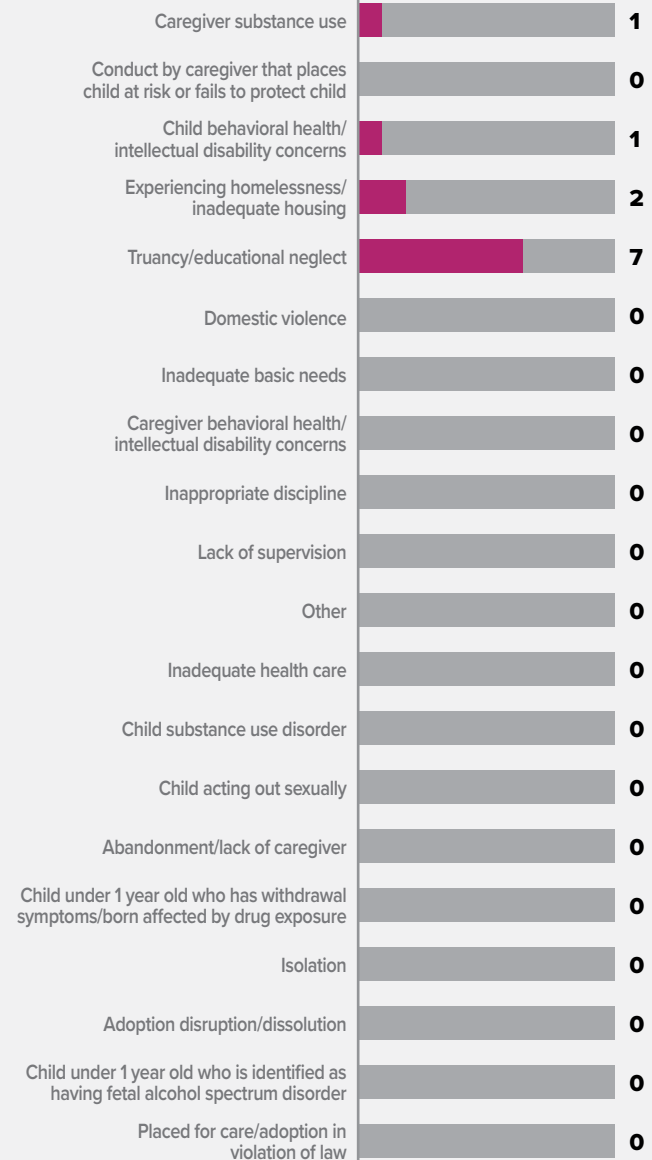
BREAKDOWN REPORTS SCREENED OUT BY REASON



VALID GPS CONCERNS BY TYPE

11

TOTAL CONCERNS



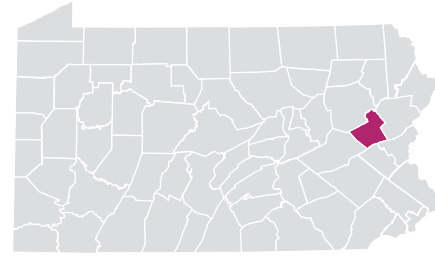
CAMERON COUNTY

NOTE: A report may have more than one concern for each report; therefore, the total number of concerns will be greater than the total number of reports. In some reports, more than one child was assessed with valid concerns; therefore, the number of children assessed exceeds the number of valid assessed reports.



CARBON COUNTY

RURAL // POPULATION • 65,018 / POPULATION UNDER 18 • 12,359



2023 REPORTS OF CHILD ABUSE

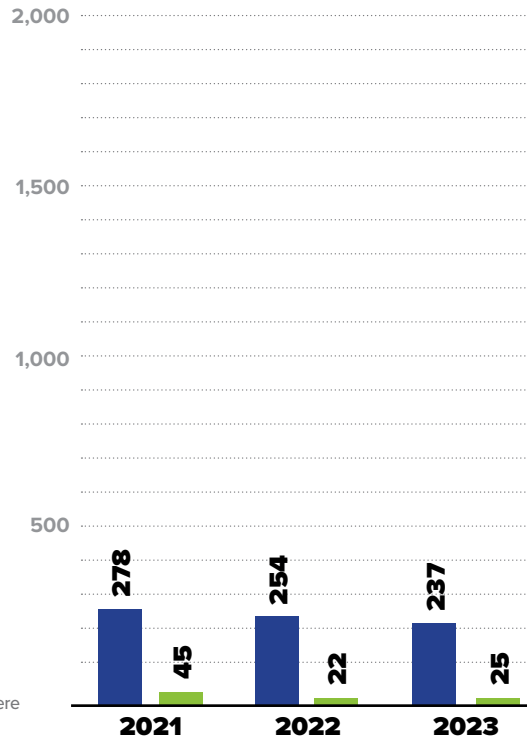
237

■ TOTAL REPORTS

25

■ SUBSTANTIATED REPORTS

▲ NOTE: CPS and GPS data reported were investigated and substantiated by the CCYA and may vary from statewide data which include both CCYA and OCYF Regional Office investigations.



▲ NOTE: 2021 totals above will not align with the 2021 totals in this same table in the 2021 report, as regional investigations were included for that year in error in the 2021 report.

SUBSTANTIATED REPORTS BY SEX OF VICTIM

FEMALE

19

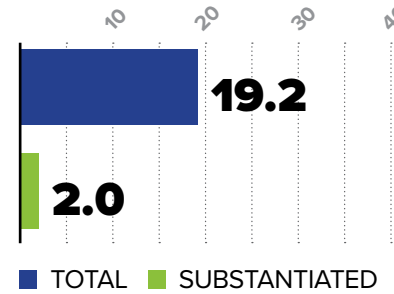
76.0%

MALE

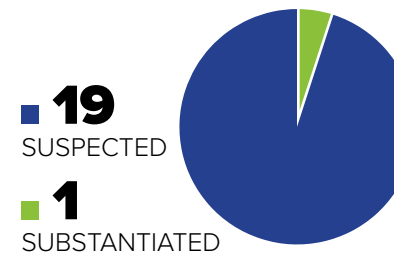
6

24.0%

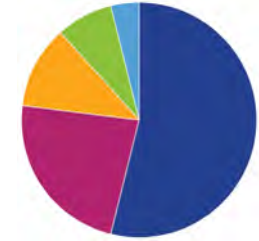
CHILD ABUSE REPORTS PER 1,000 CHILDREN



CASES OF REPEAT ABUSE SUBSTANTIATED REPORTS



TYPES OF ALLEGATIONS SUBSTANTIATED REPORTS




26 TOTAL ALLEGATIONS

- **14** (53.8%) Sexual Abuse
- **6** (23.1%) Physical Abuse/Bodily Injury
- **3** (11.5%) Reasonable Likelihood of Bodily Injury
- **2** (7.7%) Serious Physical Neglect
- **0** (0.0%) Engaging in Per Se Acts
- **1** (3.8%) Likelihood of Sexual Abuse/Exploitation
- **0** (0.0%) Severe Form of Trafficking in Persons or Sex Trafficking
- **0** (0.0%) Serious Mental Injury
- **0** (0.0%) Munchausen Syndrome by Proxy/Medical Abuse

▲ NOTE: A report may have more than one allegation for each report; therefore, the total number of allegations will be greater than the total number of reports.

\$1,211,791

EXPENDITURES CHILD ABUSE INVESTIGATIONS AND GENERAL PROTECTIVE SERVICES ASSESSMENTS



2023 SUBSTANTIATED FATALITIES

0/57 MALE 0 FEMALE 0

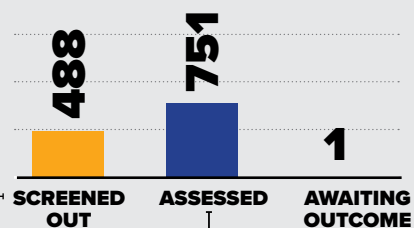
2023 SUBSTANTIATED NEAR FATALITIES

2/119 MALE 1 FEMALE 1

2023 REPORTS OF GENERAL PROTECTIVE SERVICES

1,240

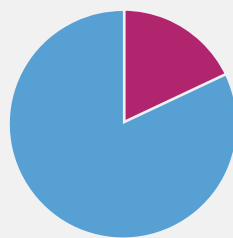
TOTAL REPORTS



6,000
5,000
4,000
3,000
2,000
1,000

BREAKDOWN VALID ASSESSED REPORTS

137



TOTAL
VALID
INVALID

NUMBER OF CHILDREN ASSESSED

1,133

TOTAL

212

VALID

CHILDREN ASSESSED PER 1,000 CHILDREN

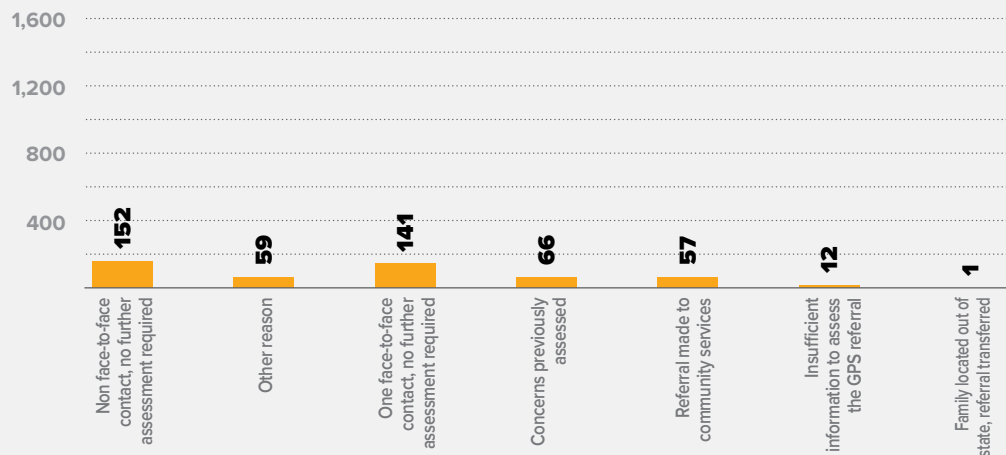
91.7

TOTAL

17.2

VALID

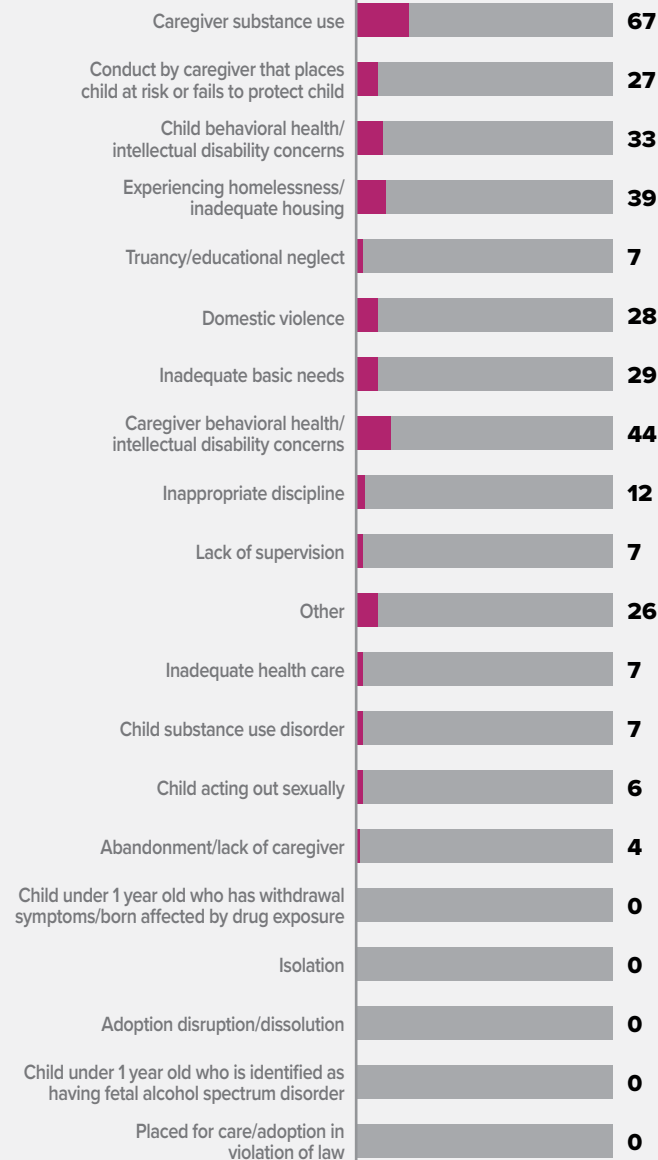
BREAKDOWN REPORTS SCREENED OUT BY REASON



VALID GPS CONCERNS BY TYPE

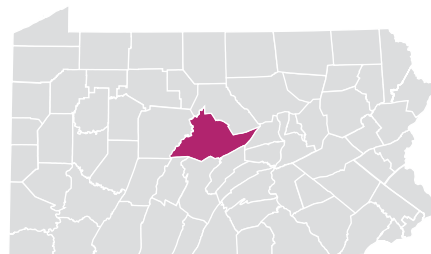
343

TOTAL CONCERNS



CENTRE COUNTY

RURAL // POPULATION • 158,665 / POPULATION UNDER 18 • 23,215



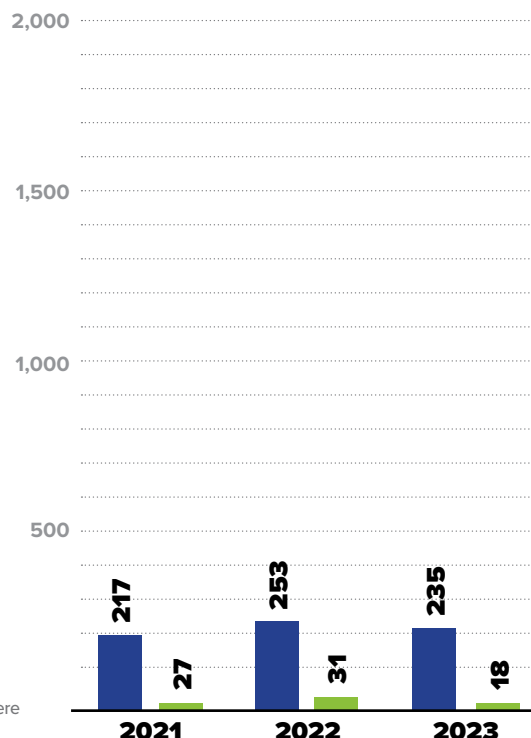
2023 REPORTS OF CHILD ABUSE

235
18

■ TOTAL REPORTS

■ SUBSTANTIATED REPORTS

▲ NOTE: CPS and GPS data reported were investigated and substantiated by the CCYA and may vary from statewide data which include both CCYA and OCYF Regional Office investigations.



▲ NOTE: 2021 totals above will not align with the 2021 totals in this same table in the 2021 report, as regional investigations were included for that year in error in the 2021 report.

SUBSTANTIATED REPORTS BY SEX OF VICTIM

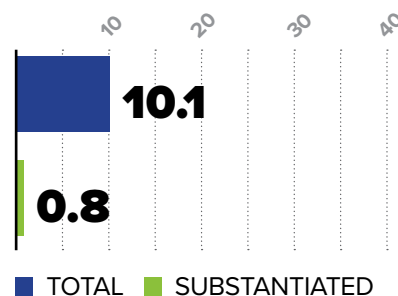
FEMALE

15
83.3%

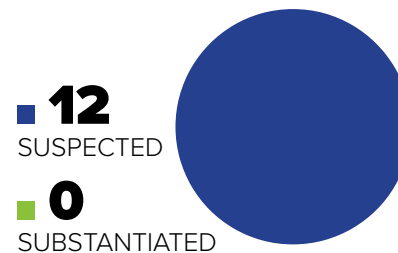
MALE

3
16.7%

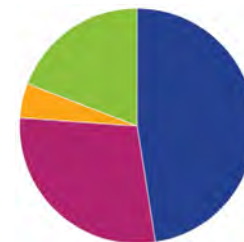
CHILD ABUSE REPORTS PER 1,000 CHILDREN



CASES OF REPEAT ABUSE SUBSTANTIATED REPORTS



TYPES OF ALLEGATIONS SUBSTANTIATED REPORTS



21 TOTAL ALLEGATIONS

- **10** (47.6%) Sexual Abuse
- **6** (28.6%) Physical Abuse/Bodily Injury
- **1** (4.8%) Reasonable Likelihood of Bodily Injury
- **4** (19.0%) Serious Physical Neglect
- **0** (0.0%) Engaging in Per Se Acts
- **0** (0.0%) Likelihood of Sexual Abuse/Exploitation
- **0** (0.0%) Severe Form of Trafficking in Persons or Sex Trafficking
- **0** (0.0%) Serious Mental Injury
- **0** (0.0%) Munchausen Syndrome by Proxy/Medical Abuse

▲ NOTE: A report may have more than one allegation for each report; therefore, the total number of allegations will be greater than the total number of reports.

\$1,112,981

EXPENDITURES CHILD ABUSE INVESTIGATIONS AND GENERAL PROTECTIVE SERVICES ASSESSMENTS



2023 SUBSTANTIATED FATALITIES

0/57 MALE FEMALE

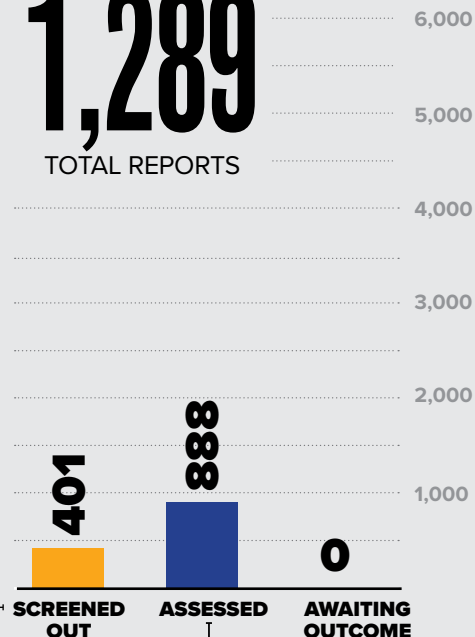
2023 SUBSTANTIATED NEAR FATALITIES

0/119 MALE FEMALE

2023 REPORTS OF GENERAL PROTECTIVE SERVICES

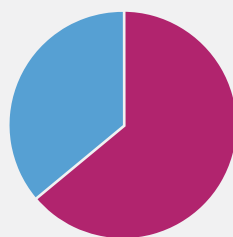
1,289

TOTAL REPORTS



BREAKDOWN VALID ASSESSED REPORTS

571



TOTAL
VALID
INVALID

NUMBER OF CHILDREN ASSESSED

1,231 TOTAL

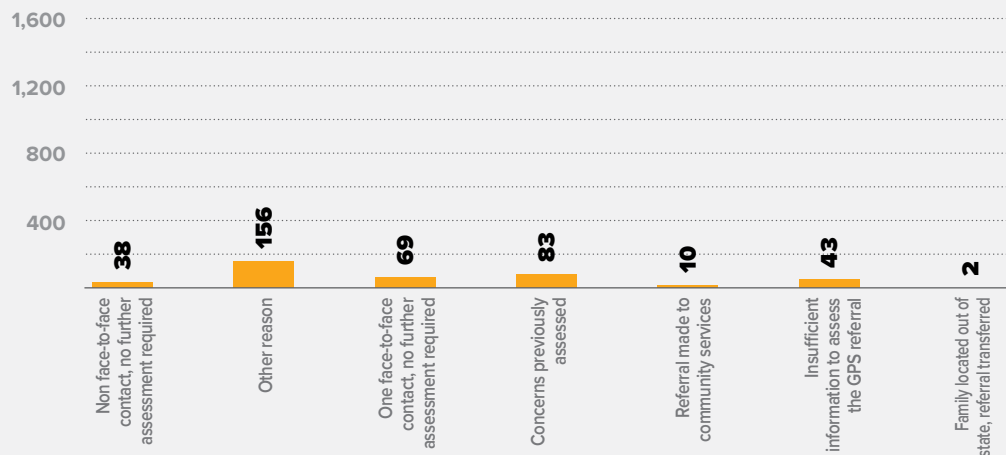
762 VALID

CHILDREN ASSESSED PER 1,000 CHILDREN

53.0 TOTAL

32.8 VALID

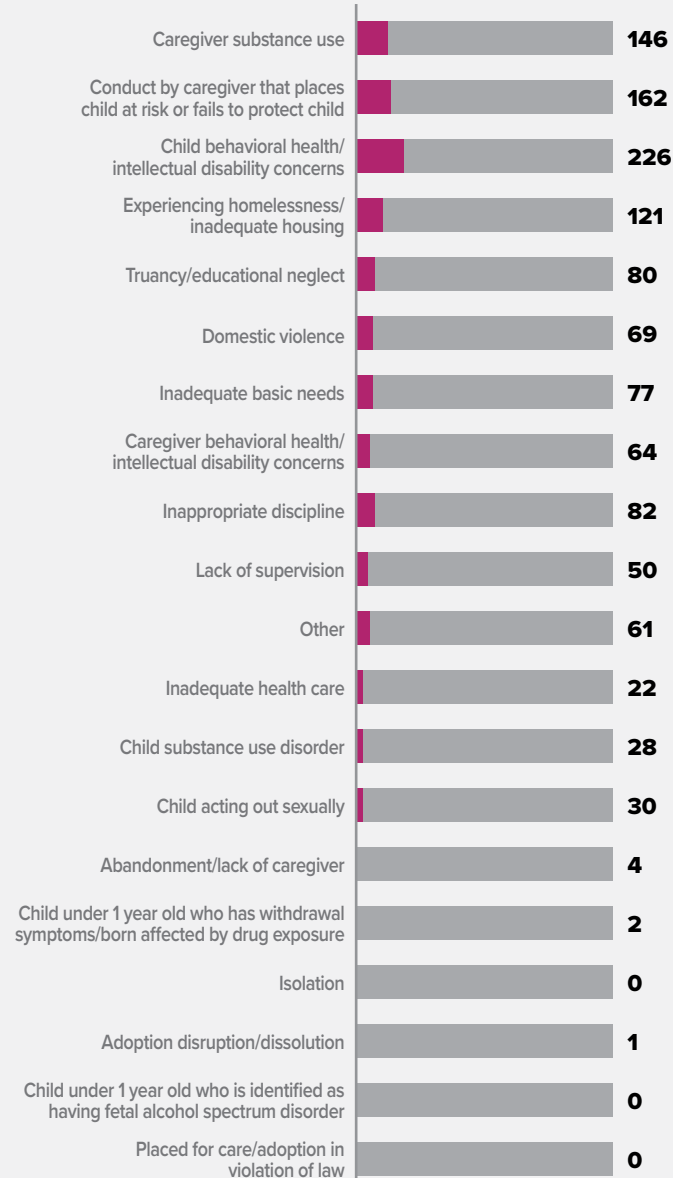
BREAKDOWN REPORTS SCREENED OUT BY REASON



VALID GPS CONCERNS BY TYPE

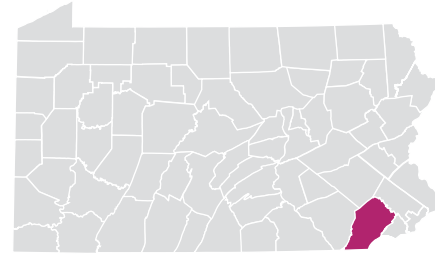
1,225

TOTAL CONCERNS



CHESTER COUNTY

URBAN // POPULATION • 536,474 / POPULATION UNDER 18 • 119,505



2023 REPORTS OF CHILD ABUSE

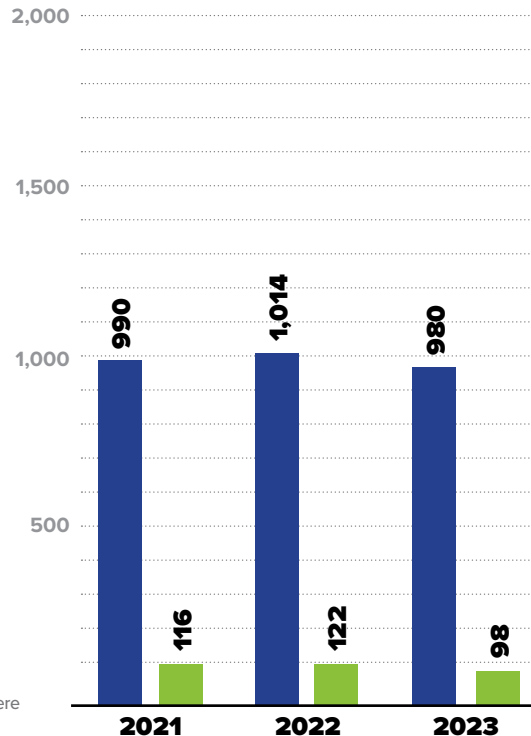
980

■ TOTAL REPORTS

98

■ SUBSTANTIATED REPORTS

▲ NOTE: CPS and GPS data reported were investigated and substantiated by the CCYA and may vary from statewide data which include both CCYA and OCYF Regional Office investigations.



▲ NOTE: 2021 totals above will not align with the 2021 totals in this same table in the 2021 report, as regional investigations were included for that year in error in the 2021 report.

SUBSTANTIATED REPORTS BY SEX OF VICTIM

FEMALE

59

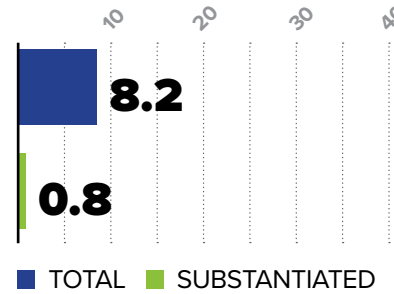
60.2%

MALE

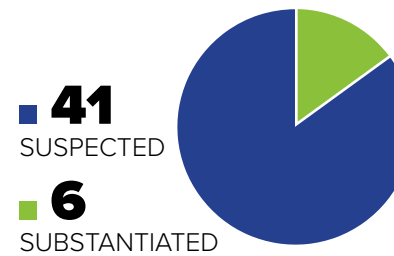
39

39.8%

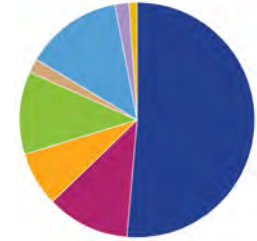
CHILD ABUSE REPORTS PER 1,000 CHILDREN



CASES OF REPEAT ABUSE SUBSTANTIATED REPORTS



TYPES OF ALLEGATIONS SUBSTANTIATED REPORTS



105 TOTAL ALLEGATIONS

- 54** (51.4%) Sexual Abuse
- 12** (11.4%) Physical Abuse/Bodily Injury
- 8** (7.6%) Reasonable Likelihood of Bodily Injury
- 12** (11.4%) Serious Physical Neglect
- 2** (1.9%) Engaging in Per Se Acts
- 14** (13.3%) Likelihood of Sexual Abuse/Exploitation
- 2** (1.9%) Severe Form of Trafficking in Persons or Sex Trafficking
- 1** (1.0%) Serious Mental Injury
- 0** (0.0%) Munchausen Syndrome by Proxy/Medical Abuse

▲ NOTE: A report may have more than one allegation for each report; therefore, the total number of allegations will be greater than the total number of reports.

\$3,342,581

EXPENDITURES CHILD ABUSE INVESTIGATIONS AND GENERAL PROTECTIVE SERVICES ASSESSMENTS



2023 SUBSTANTIATED FATALITIES

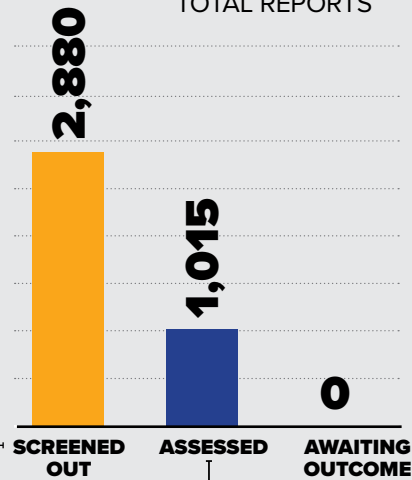
2/57 MALE **2** FEMALE **0**

2023 SUBSTANTIATED NEAR FATALITIES

0/119 MALE **0** FEMALE **0**

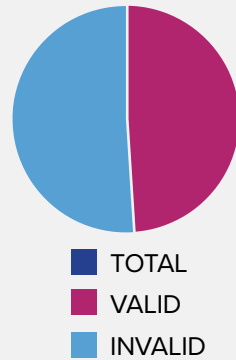
2023 REPORTS OF GENERAL PROTECTIVE SERVICES

3,895
TOTAL REPORTS



BREAKDOWN VALID ASSESSED REPORTS

495



NUMBER OF CHILDREN ASSESSED

1,502
TOTAL

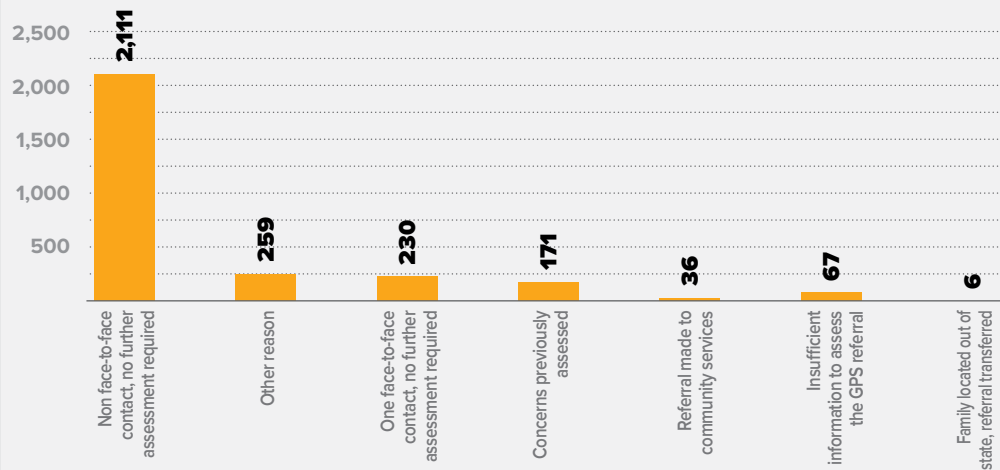
709
VALID

CHILDREN
ASSESSED
PER 1,000
CHILDREN

12.6
TOTAL

5.9
VALID

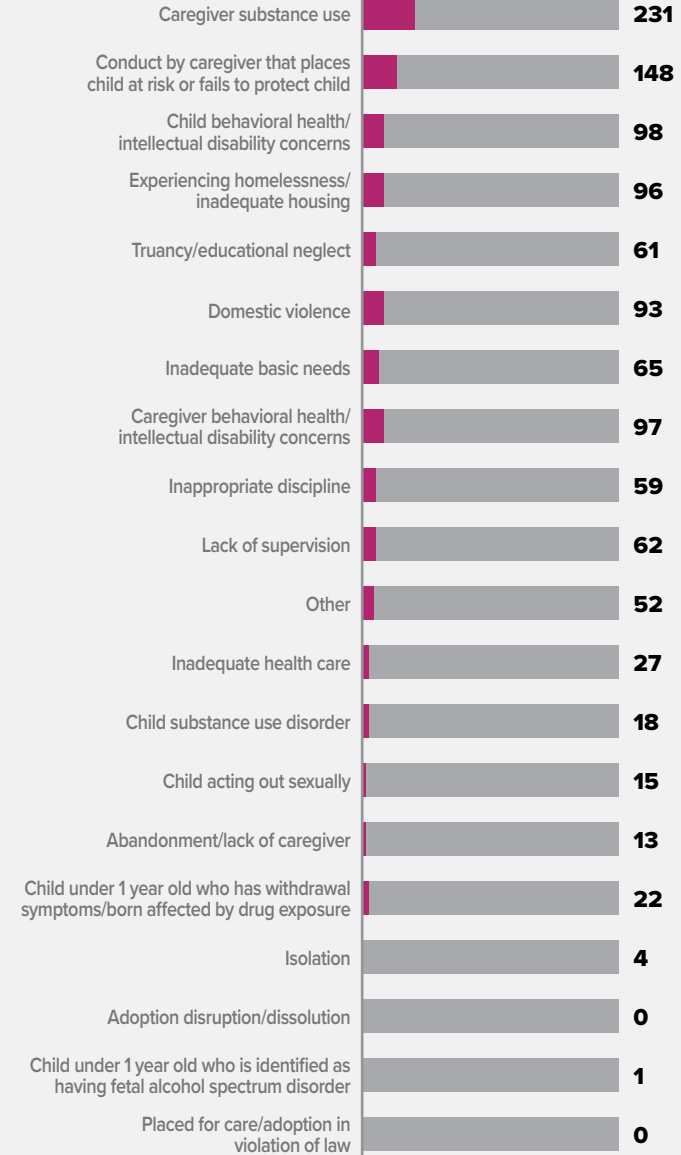
BREAKDOWN REPORTS SCREENED OUT BY REASON



VALID GPS CONCERNS BY TYPE

1,162

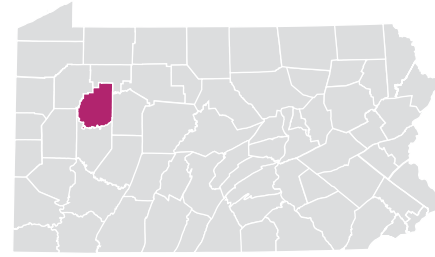
TOTAL CONCERNS



NOTE: A report may have more than one concern for each report; therefore, the total number of concerns will be greater than the total number of reports. In some reports, more than one child was assessed with valid concerns; therefore, the number of children assessed exceeds the number of valid assessed reports.

CLARION COUNTY

RURAL // POPULATION • 37,489 / POPULATION UNDER 18 • 7,034



2023 REPORTS OF CHILD ABUSE

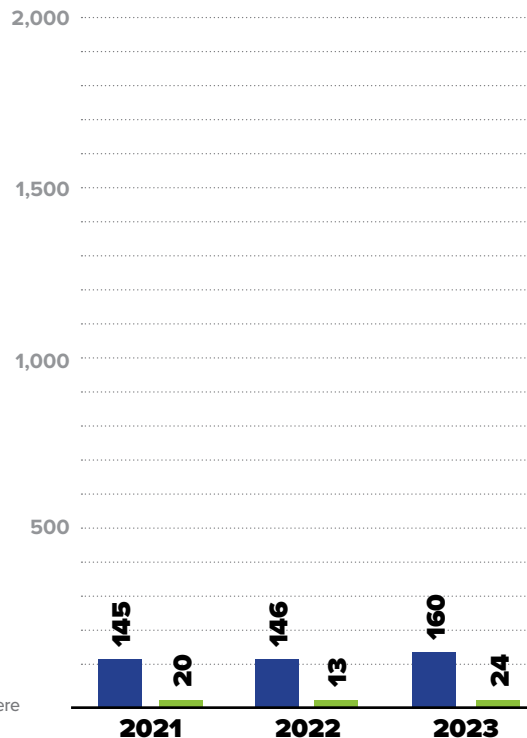
160

■ TOTAL REPORTS

24

■ SUBSTANTIATED
REPORTS

▲ NOTE: CPS and GPS data reported were investigated and substantiated by the CCYA and may vary from statewide data which include both CCYA and OCYF Regional Office investigations.



▲ NOTE: 2021 totals above will not align with the 2021 totals in this same table in the 2021 report, as regional investigations were included for that year in error in the 2021 report.

SUBSTANTIATED REPORTS BY SEX OF VICTIM

FEMALE

14

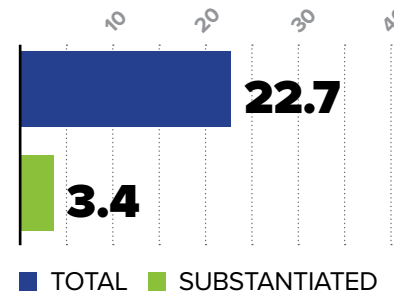
58.3%

MALE

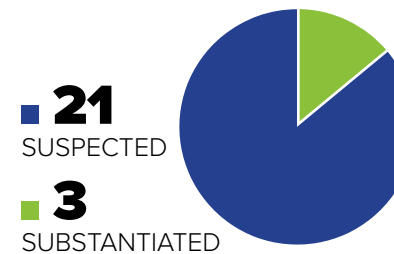
10

41.7%

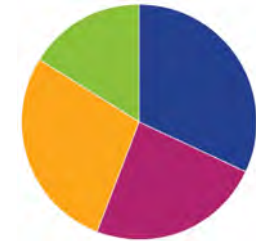
CHILD ABUSE REPORTS PER 1,000 CHILDREN



CASES OF REPEAT ABUSE SUBSTANTIATED REPORTS



TYPES OF ALLEGATIONS SUBSTANTIATED REPORTS



25 TOTAL
ALLEGATIONS

- **8** (32.0%) Sexual Abuse
- **6** (24.0%) Physical Abuse/Bodily Injury
- **7** (28.0%) Reasonable Likelihood of Bodily Injury
- **4** (16.0%) Serious Physical Neglect
- **0** (0.0%) Engaging in Per Se Acts
- **0** (0.0%) Likelihood of Sexual Abuse/Exploitation
- **0** (0.0%) Severe Form of Trafficking in Persons or Sex Trafficking
- **0** (0.0%) Serious Mental Injury
- **0** (0.0%) Munchausen Syndrome by Proxy/Medical Abuse

▲ NOTE: A report may have more than one allegation for each report; therefore, the total number of allegations will be greater than the total number of reports.

\$1,312,881

EXPENDITURES CHILD ABUSE
INVESTIGATIONS AND GENERAL
PROTECTIVE SERVICES ASSESSMENTS



2023 SUBSTANTIATED FATALITIES

0/57 MALE FEMALE

2023 SUBSTANTIATED NEAR FATALITIES

0/119 MALE FEMALE

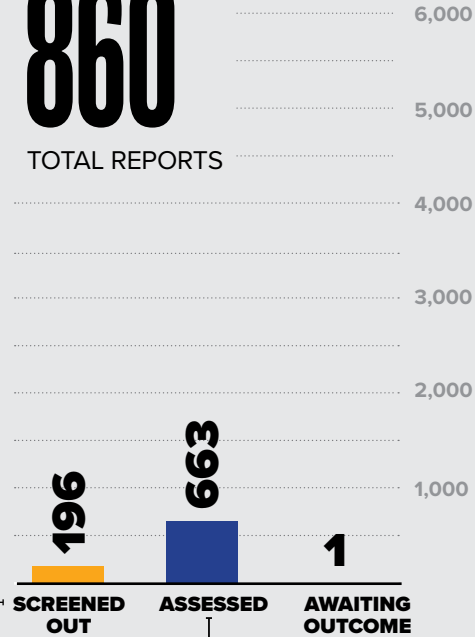


NOTE: A report may have more than one concern for each report; therefore, the total number of concerns will be greater than the total number of reports. In some reports, more than one child was assessed with valid concerns; therefore, the number of children assessed exceeds the number of valid assessed reports.

2023 REPORTS OF GENERAL PROTECTIVE SERVICES

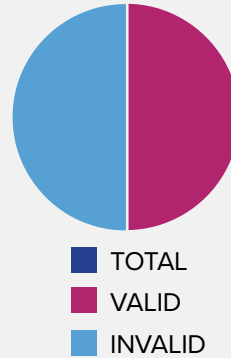
860

TOTAL REPORTS



BREAKDOWN VALID ASSESSED REPORTS

332



NUMBER OF CHILDREN ASSESSED

978
TOTAL

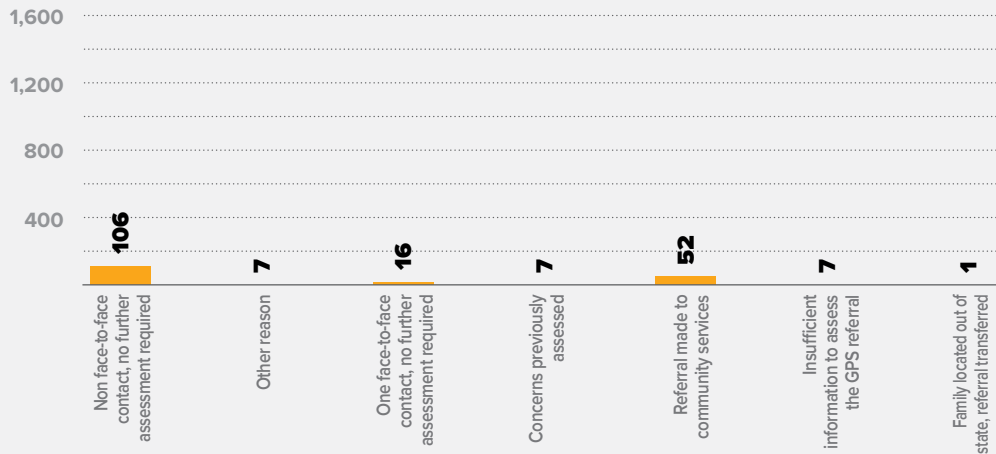
455
VALID

CHILDREN
ASSESSED
PER 1,000
CHILDREN

139.0
TOTAL

64.7
VALID

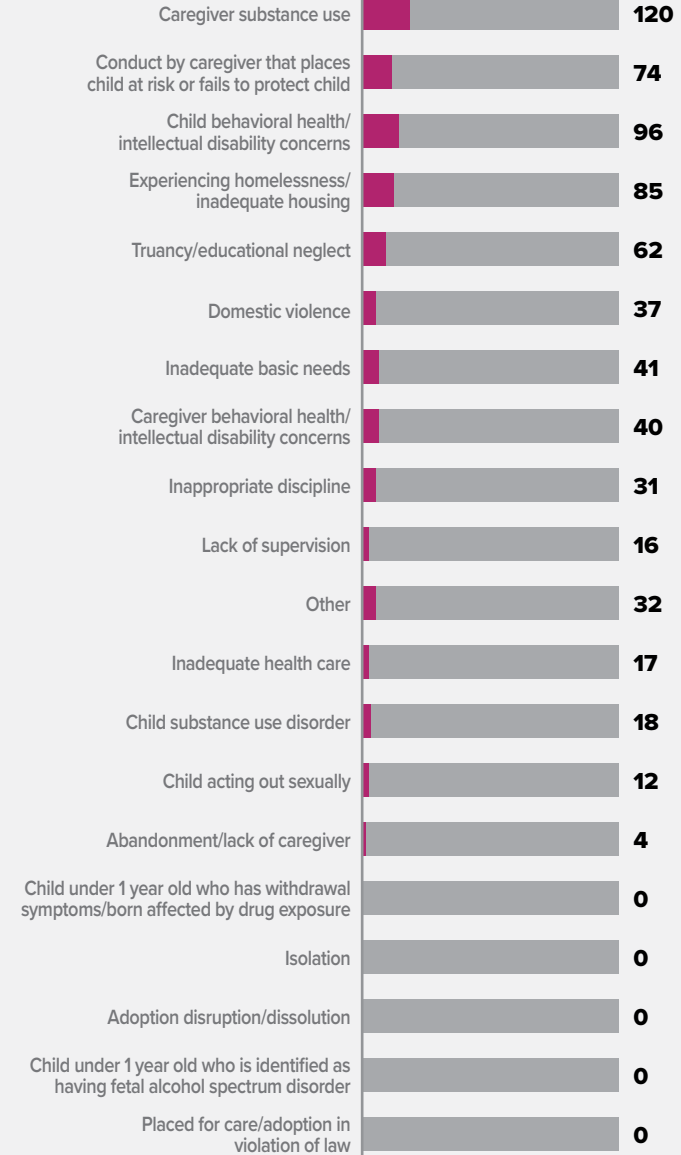
BREAKDOWN REPORTS SCREENED OUT BY REASON



VALID GPS CONCERNS BY TYPE

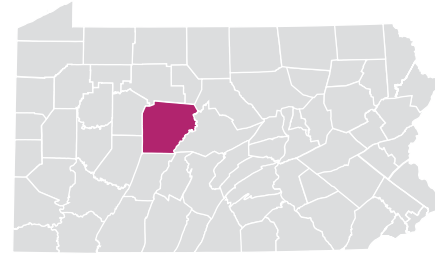
685

TOTAL CONCERNS



CLEARFIELD COUNTY

RURAL // POPULATION • 79,707 / POPULATION UNDER 18 • 14,496



2023 REPORTS OF CHILD ABUSE

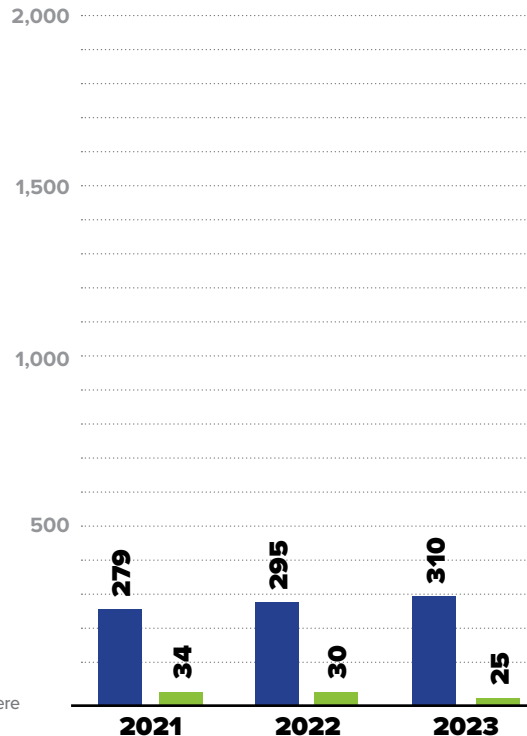
310

■ TOTAL REPORTS

25

■ SUBSTANTIATED REPORTS

▲ NOTE: CPS and GPS data reported were investigated and substantiated by the CCYA and may vary from statewide data which include both CCYA and OCYF Regional Office investigations.



▲ NOTE: 2021 totals above will not align with the 2021 totals in this same table in the 2021 report, as regional investigations were included for that year in error in the 2021 report.

SUBSTANTIATED REPORTS BY SEX OF VICTIM

FEMALE

9

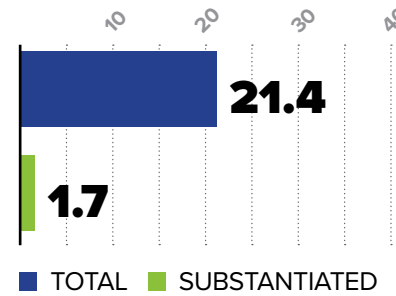
36.0%

MALE

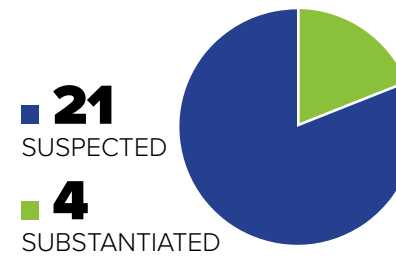
16

64.0%

CHILD ABUSE REPORTS PER 1,000 CHILDREN



CASES OF REPEAT ABUSE SUBSTANTIATED REPORTS



TYPES OF ALLEGATIONS SUBSTANTIATED REPORTS



29 TOTAL ALLEGATIONS

- **14** (48.3%) Sexual Abuse
- **9** (31.0%) Physical Abuse/Bodily Injury
- **0** (0.0%) Reasonable Likelihood of Bodily Injury
- **6** (20.7%) Serious Physical Neglect
- **0** (0.0%) Engaging in Per Se Acts
- **0** (0.0%) Likelihood of Sexual Abuse/Exploitation
- **0** (0.0%) Severe Form of Trafficking in Persons or Sex Trafficking
- **0** (0.0%) Serious Mental Injury
- **0** (0.0%) Munchausen Syndrome by Proxy/Medical Abuse

▲ NOTE: A report may have more than one allegation for each report; therefore, the total number of allegations will be greater than the total number of reports.

\$1,139,022

EXPENDITURES CHILD ABUSE INVESTIGATIONS AND GENERAL PROTECTIVE SERVICES ASSESSMENTS



2023 SUBSTANTIATED FATALITIES

0/57 MALE 0 FEMALE 0

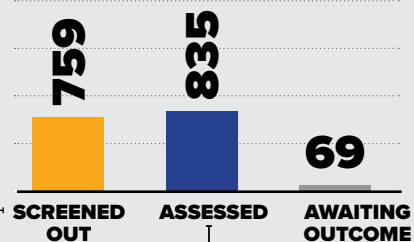
2023 SUBSTANTIATED NEAR FATALITIES

2/119 MALE 2 FEMALE 0

2023 REPORTS OF GENERAL PROTECTIVE SERVICES

1,663

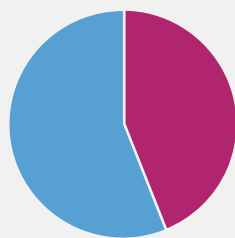
TOTAL REPORTS



6,000
5,000
4,000
3,000
2,000
1,000

BREAKDOWN VALID ASSESSED REPORTS

365



TOTAL
VALID
INVALID

NUMBER OF CHILDREN ASSESSED

1,117 TOTAL

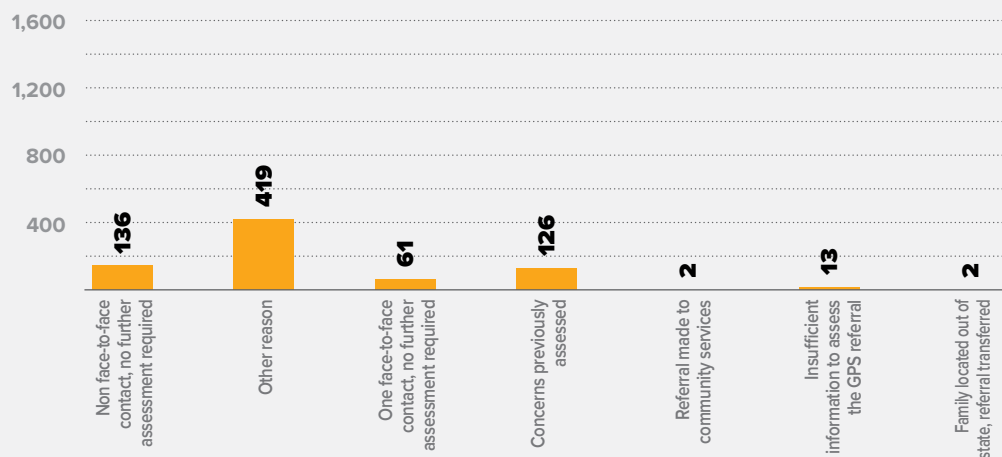
463 VALID

CHILDREN ASSESSED PER 1,000 CHILDREN

77.1 TOTAL

31.9 VALID

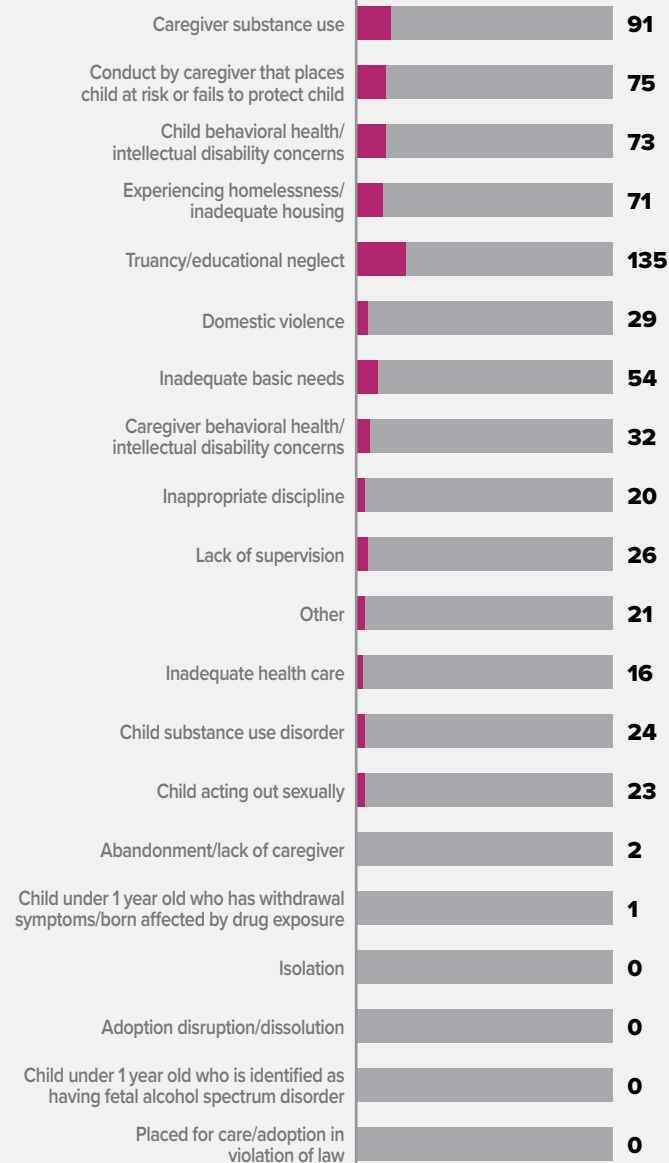
BREAKDOWN REPORTS SCREENED OUT BY REASON



VALID GPS CONCERNS BY TYPE

693

TOTAL CONCERNS



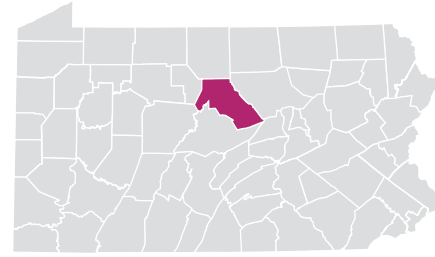
CLEARFIELD COUNTY

NOTE: A report may have more than one concern for each report; therefore, the total number of concerns will be greater than the total number of reports. In some reports, more than one child was assessed with valid concerns; therefore, the number of children assessed exceeds the number of valid assessed reports.



CLINTON COUNTY

RURAL // POPULATION • 37,860 / POPULATION UNDER 18 • 7,663



2023 REPORTS OF CHILD ABUSE

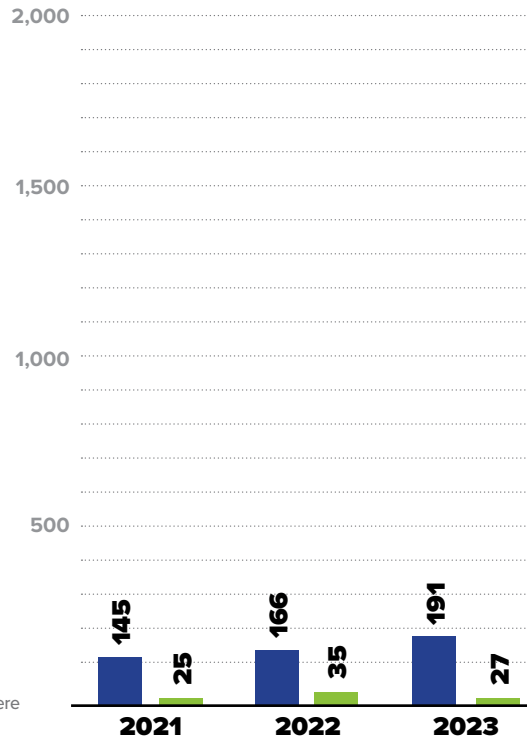
191

■ TOTAL REPORTS

27

■ SUBSTANTIATED REPORTS

▲ NOTE: CPS and GPS data reported were investigated and substantiated by the CCYA and may vary from statewide data which include both CCYA and OCYF Regional Office investigations.



▲ NOTE: 2021 totals above will not align with the 2021 totals in this same table in the 2021 report, as regional investigations were included for that year in error in the 2021 report.

SUBSTANTIATED REPORTS BY SEX OF VICTIM

FEMALE

13

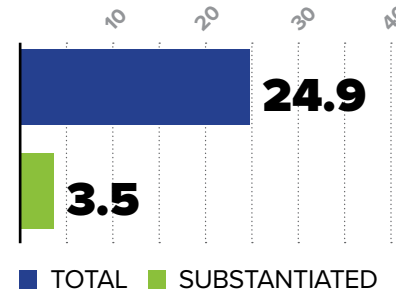
48.1%

MALE

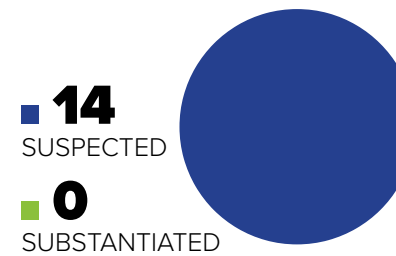
14

51.9%

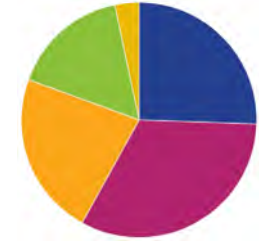
CHILD ABUSE REPORTS PER 1,000 CHILDREN



CASES OF REPEAT ABUSE SUBSTANTIATED REPORTS



TYPES OF ALLEGATIONS SUBSTANTIATED REPORTS



31 TOTAL ALLEGATIONS

- **8** (25.8%) Sexual Abuse
- **10** (32.3%) Physical Abuse/Bodily Injury
- **7** (22.6%) Reasonable Likelihood of Bodily Injury
- **5** (16.1%) Serious Physical Neglect
- **0** (0.0%) Engaging in Per Se Acts
- **0** (0.0%) Likelihood of Sexual Abuse/Exploitation
- **0** (0.0%) Severe Form of Trafficking in Persons or Sex Trafficking
- **1** (3.2%) Serious Mental Injury
- **0** (0.0%) Munchausen Syndrome by Proxy/Medical Abuse

▲ NOTE: A report may have more than one allegation for each report; therefore, the total number of allegations will be greater than the total number of reports.

\$922,622

EXPENDITURES CHILD ABUSE INVESTIGATIONS AND GENERAL PROTECTIVE SERVICES ASSESSMENTS



2023 SUBSTANTIATED FATALITIES

0/57 MALE FEMALE

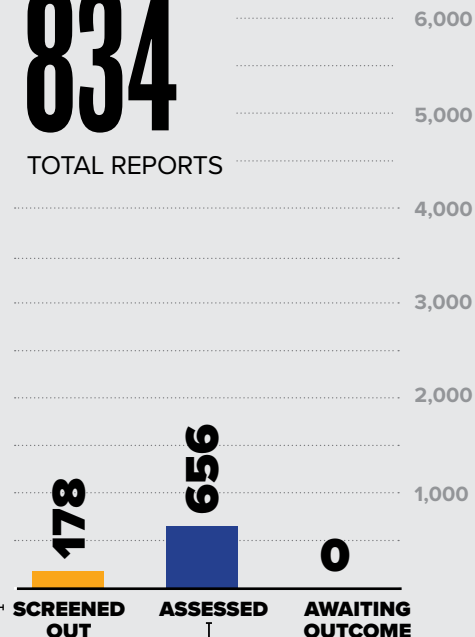
2023 SUBSTANTIATED NEAR FATALITIES

0/119 MALE FEMALE

2023 REPORTS OF GENERAL PROTECTIVE SERVICES

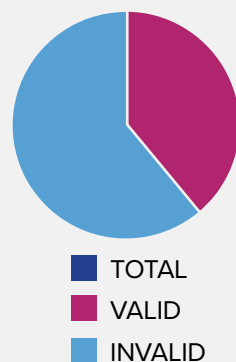
834

TOTAL REPORTS



BREAKDOWN VALID ASSESSED REPORTS

257



NUMBER OF CHILDREN ASSESSED

991 TOTAL

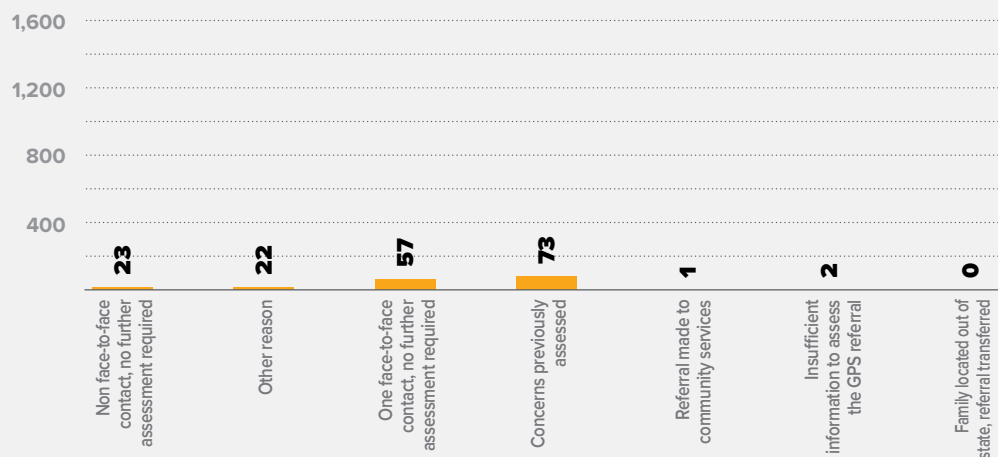
368 VALID

CHILDREN
ASSESSED
PER 1,000
CHILDREN

129.3 TOTAL

48.0 VALID

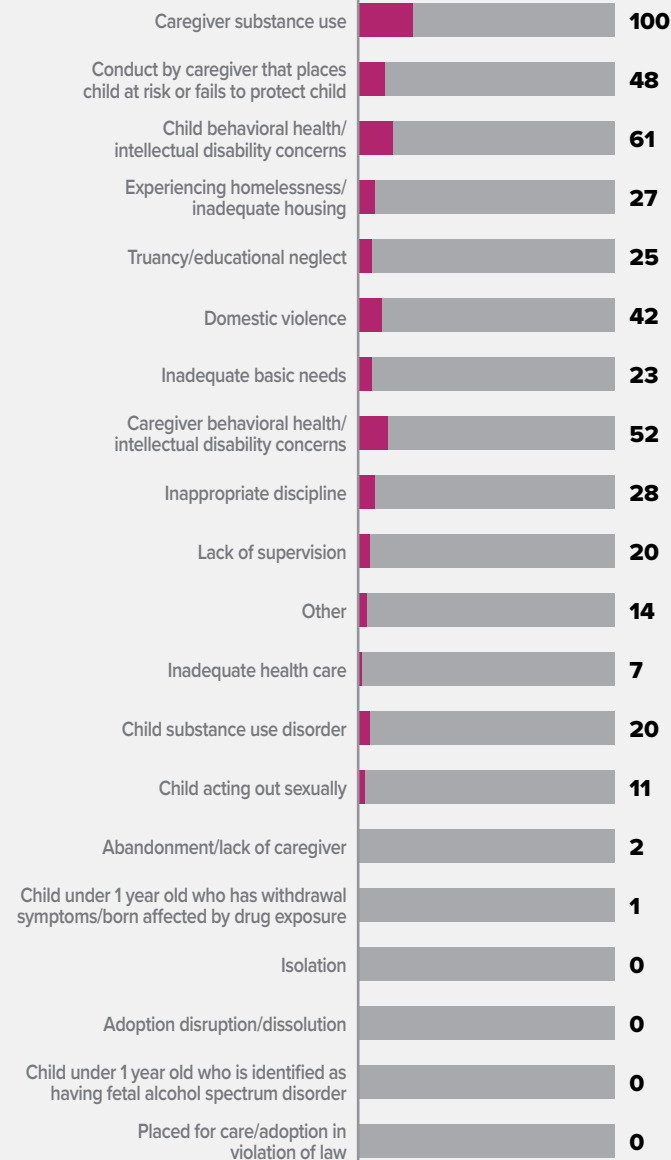
BREAKDOWN REPORTS SCREENED OUT BY REASON



VALID GPS CONCERNS BY TYPE

481

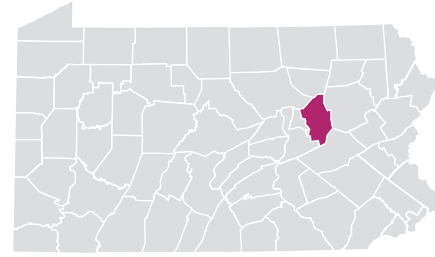
TOTAL CONCERNS



NOTE: A report may have more than one concern for each report; therefore, the total number of concerns will be greater than the total number of reports. In some reports, more than one child was assessed with valid concerns; therefore, the number of children assessed exceeds the number of valid assessed reports.

COLUMBIA COUNTY

RURAL // POPULATION • 64,924 / POPULATION UNDER 18 • 11,408



2023 REPORTS OF CHILD ABUSE

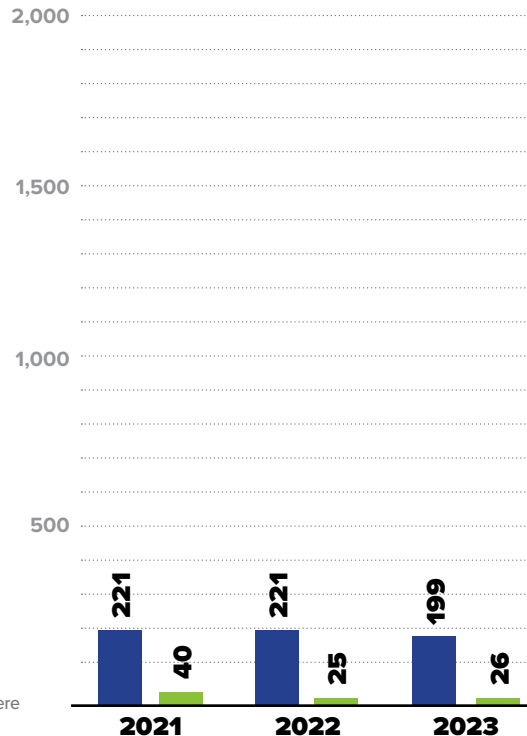
199

■ TOTAL REPORTS

26

■ SUBSTANTIATED REPORTS

▲ NOTE: CPS and GPS data reported were investigated and substantiated by the CCYA and may vary from statewide data which include both CCYA and OCYF Regional Office investigations.



▲ NOTE: 2021 totals above will not align with the 2021 totals in this same table in the 2021 report, as regional investigations were included for that year in error in the 2021 report.

SUBSTANTIATED REPORTS BY SEX OF VICTIM

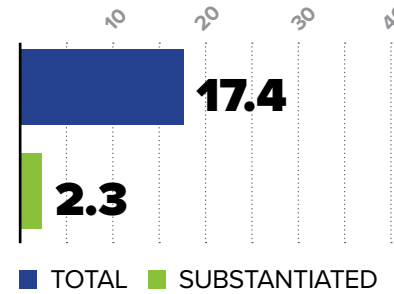
FEMALE

11
42.3%

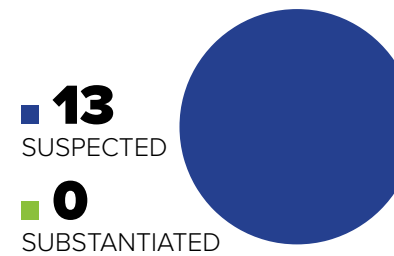
MALE

15
57.7%

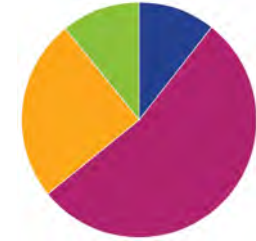
CHILD ABUSE REPORTS PER 1,000 CHILDREN



CASES OF REPEAT ABUSE SUBSTANTIATED REPORTS



TYPES OF ALLEGATIONS SUBSTANTIATED REPORTS



28 TOTAL ALLEGATIONS

- **3** (10.7%) Sexual Abuse
- **15** (53.6%) Physical Abuse/Bodily Injury
- **7** (25.0%) Reasonable Likelihood of Bodily Injury
- **3** (10.7%) Serious Physical Neglect
- **0** (0.0%) Engaging in Per Se Acts
- **0** (0.0%) Likelihood of Sexual Abuse/Exploitation
- **0** (0.0%) Severe Form of Trafficking in Persons or Sex Trafficking
- **0** (0.0%) Serious Mental Injury
- **0** (0.0%) Munchausen Syndrome by Proxy/Medical Abuse

▲ NOTE: A report may have more than one allegation for each report; therefore, the total number of allegations will be greater than the total number of reports.

\$527,863

EXPENDITURES CHILD ABUSE INVESTIGATIONS AND GENERAL PROTECTIVE SERVICES ASSESSMENTS



2023 SUBSTANTIATED FATALITIES

0/57 MALE 0 FEMALE 0

2023 SUBSTANTIATED NEAR FATALITIES

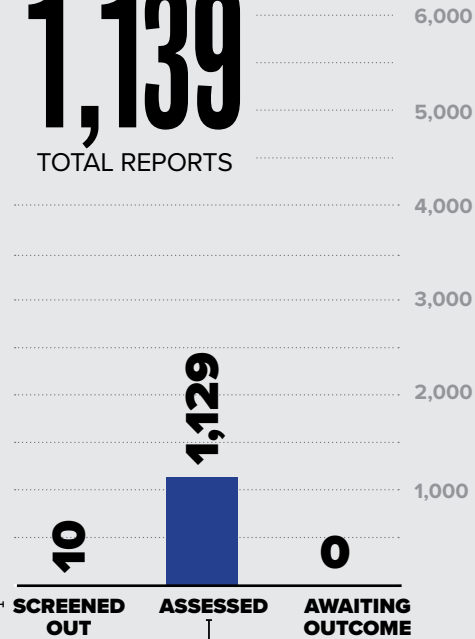
2/119 MALE 1 FEMALE 1



NOTE: A report may have more than one concern for each report; therefore, the total number of concerns will be greater than the total number of reports. In some reports, more than one child was assessed with valid concerns; therefore, the number of children assessed exceeds the number of valid assessed reports.

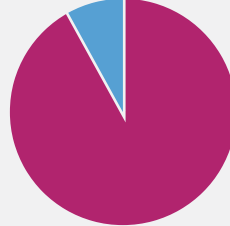
2023 REPORTS OF GENERAL PROTECTIVE SERVICES

1,139
TOTAL REPORTS



BREAKDOWN VALID ASSESSED REPORTS

1,039



■ TOTAL
■ VALID
■ INVALID

NUMBER OF CHILDREN ASSESSED

1,603
TOTAL

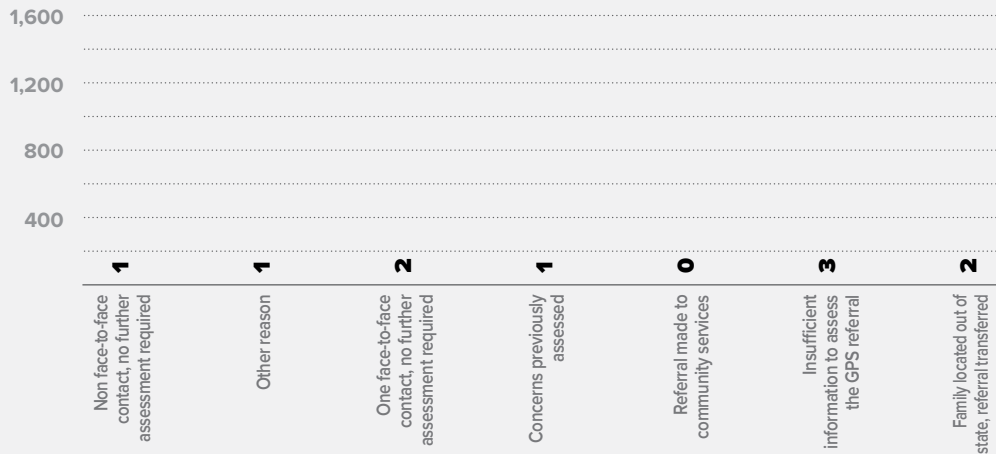
1,432
VALID

CHILDREN
ASSESSED
PER 1,000
CHILDREN

140.5
TOTAL

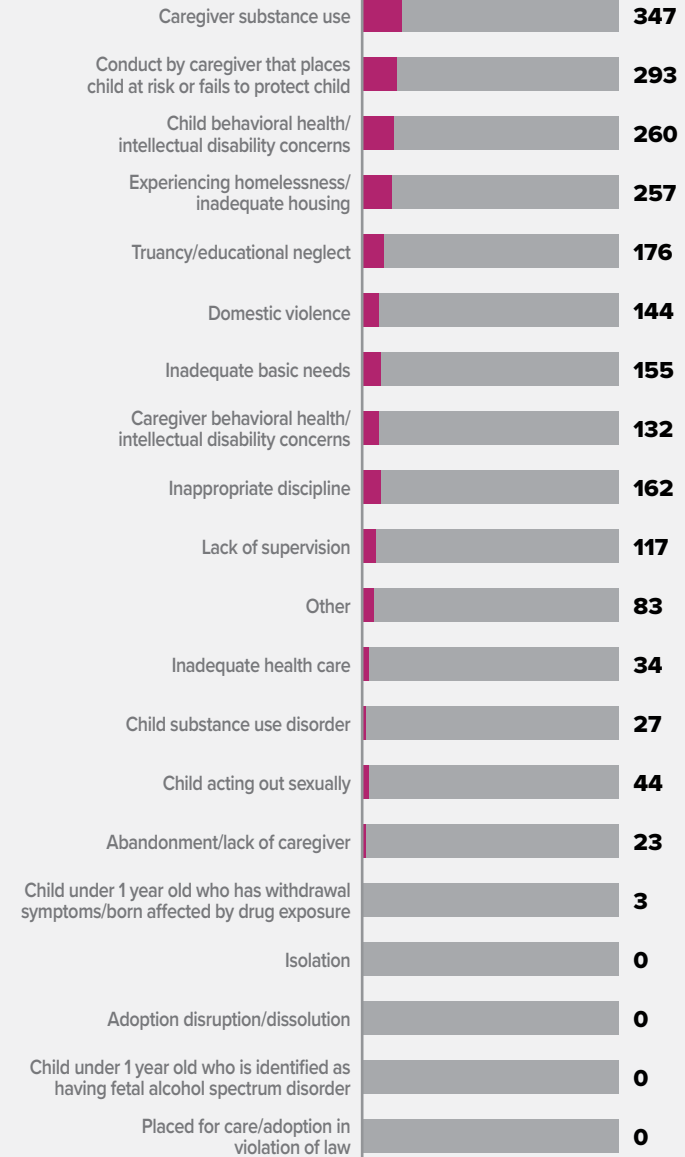
125.5
VALID

BREAKDOWN REPORTS SCREENED OUT BY REASON



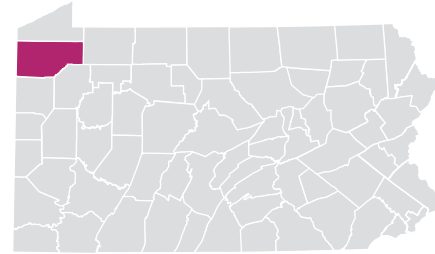
VALID GPS CONCERNS BY TYPE

2,257
TOTAL CONCERNS



CRAWFORD COUNTY

RURAL // POPULATION • 83,876 / POPULATION UNDER 18 • 17,177



2023 REPORTS OF CHILD ABUSE

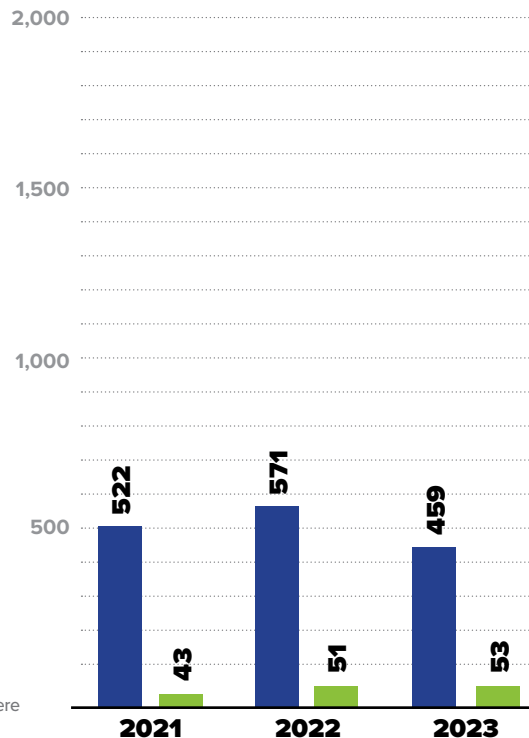
459

■ TOTAL REPORTS

53

■ SUBSTANTIATED REPORTS

▲ NOTE: CPS and GPS data reported were investigated and substantiated by the CCYA and may vary from statewide data which include both CCYA and OCYF Regional Office investigations.



▲ NOTE: 2021 totals above will not align with the 2021 totals in this same table in the 2021 report, as regional investigations were included for that year in error in the 2021 report.

SUBSTANTIATED REPORTS BY SEX OF VICTIM

FEMALE

34

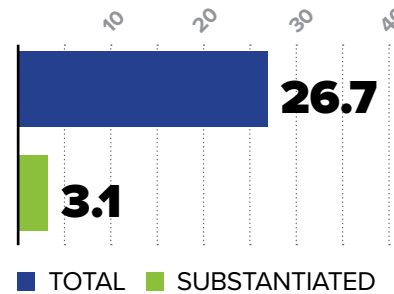
64.2%

MALE

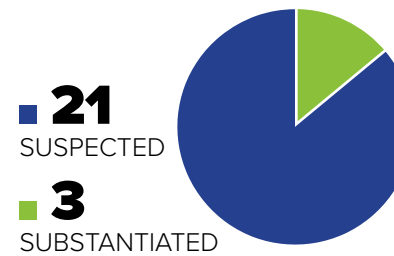
19

35.8%

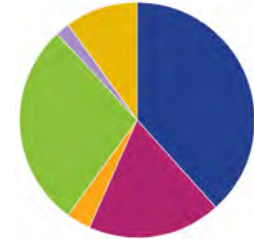
CHILD ABUSE REPORTS PER 1,000 CHILDREN



CASES OF REPEAT ABUSE SUBSTANTIATED REPORTS



TYPES OF ALLEGATIONS SUBSTANTIATED REPORTS



60 TOTAL ALLEGATIONS

- **23** (38.3%) Sexual Abuse
- **11** (18.3%) Physical Abuse/Bodily Injury
- **2** (3.3%) Reasonable Likelihood of Bodily Injury
- **17** (28.3%) Serious Physical Neglect
- **0** (0.0%) Engaging in Per Se Acts
- **0** (0.0%) Likelihood of Sexual Abuse/Exploitation
- **1** (1.7%) Severe Form of Trafficking in Persons or Sex Trafficking
- **6** (10.0%) Serious Mental Injury
- **0** (0.0%) Munchausen Syndrome by Proxy/Medical Abuse

▲ NOTE: A report may have more than one allegation for each report; therefore, the total number of allegations will be greater than the total number of reports.

\$3,788,711

EXPENDITURES CHILD ABUSE INVESTIGATIONS AND GENERAL PROTECTIVE SERVICES ASSESSMENTS



2023 SUBSTANTIATED FATALITIES

0/57 MALE 0 FEMALE 0

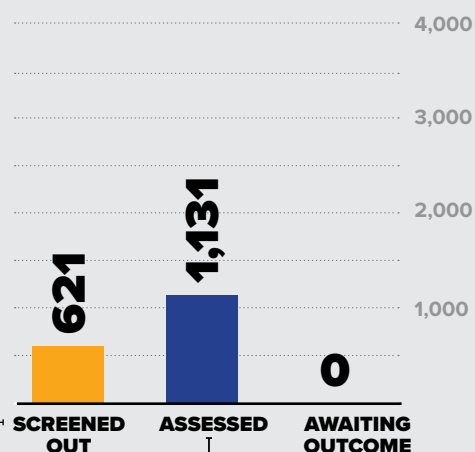
2023 SUBSTANTIATED NEAR FATALITIES

2/119 MALE 1 FEMALE 1

2023 REPORTS OF GENERAL PROTECTIVE SERVICES

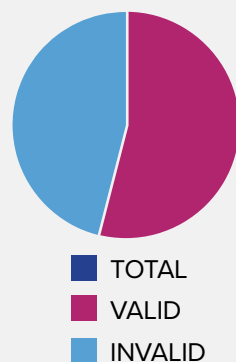
1,752

TOTAL REPORTS



BREAKDOWN VALID ASSESSED REPORTS

609



NUMBER OF CHILDREN ASSESSED

1,811

TOTAL

937

VALID

CHILDREN
ASSESSED
PER 1,000
CHILDREN

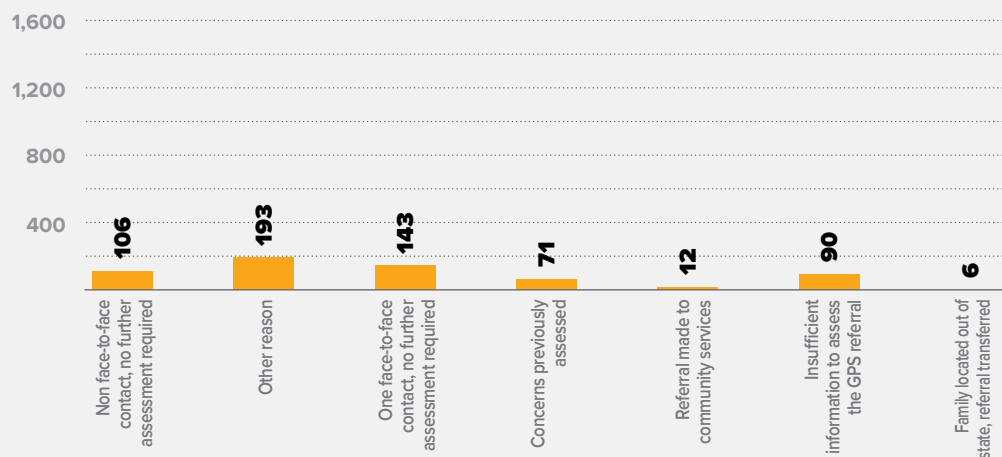
105.4

TOTAL

54.5

VALID

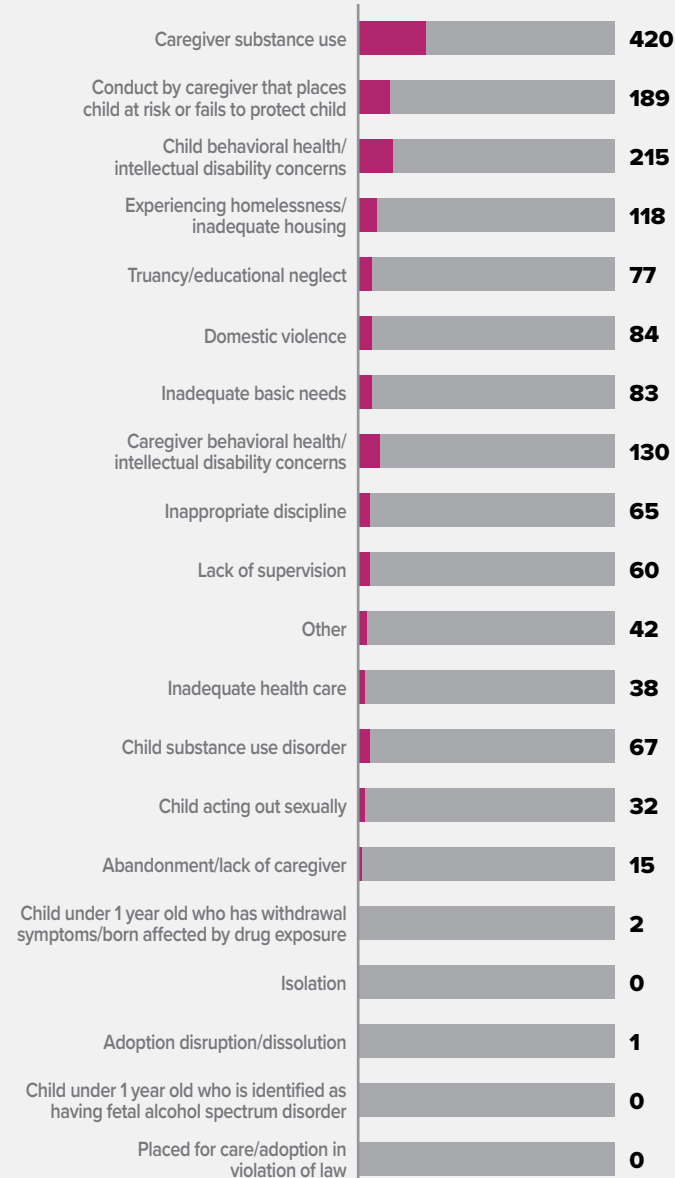
BREAKDOWN REPORTS SCREENED OUT BY REASON



VALID GPS CONCERNS BY TYPE

1,638

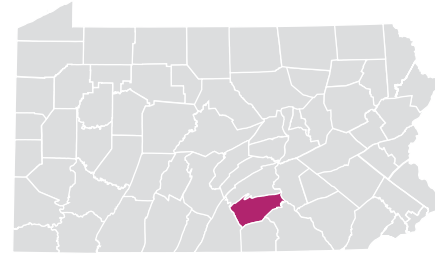
TOTAL CONCERNS



NOTE: A report may have more than one concern for each report; therefore, the total number of concerns will be greater than the total number of reports. In some reports, more than one child was assessed with valid concerns; therefore, the number of children assessed exceeds the number of valid assessed reports.

CUMBERLAND COUNTY

URBAN // POPULATION • 261,269 / POPULATION UNDER 18 • 52,970



2023 REPORTS OF CHILD ABUSE

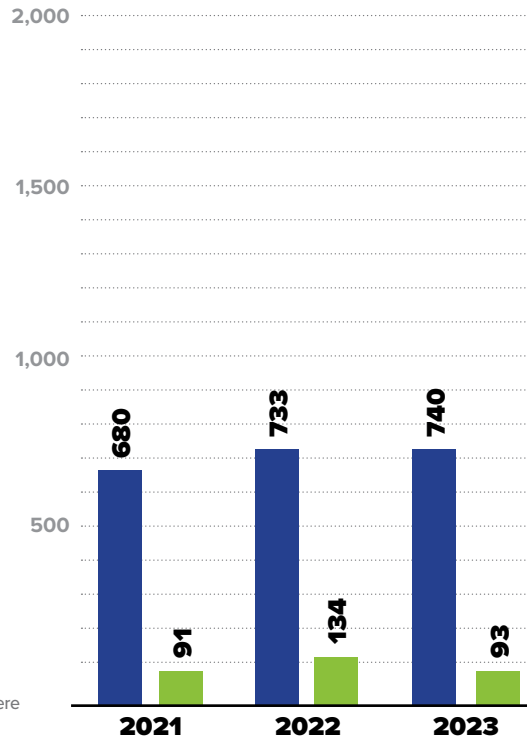
740

■ TOTAL REPORTS

93

■ SUBSTANTIATED REPORTS

▲ NOTE: CPS and GPS data reported were investigated and substantiated by the CCYA and may vary from statewide data which include both CCYA and OCYF Regional Office investigations.



▲ NOTE: 2021 totals above will not align with the 2021 totals in this same table in the 2021 report, as regional investigations were included for that year in error in the 2021 report.

SUBSTANTIATED REPORTS BY SEX OF VICTIM

FEMALE

66

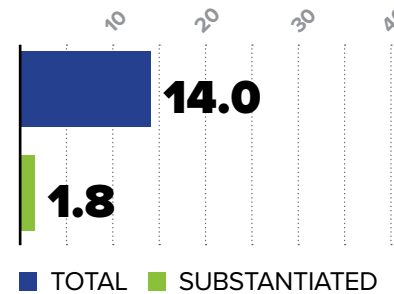
71.0%

MALE

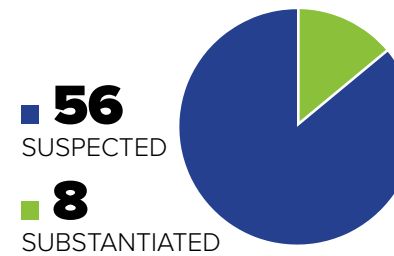
27

29.0%

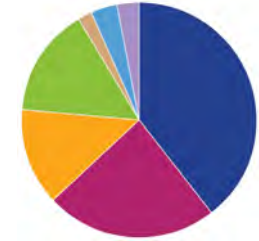
CHILD ABUSE REPORTS PER 1,000 CHILDREN



CASES OF REPEAT ABUSE SUBSTANTIATED REPORTS



TYPES OF ALLEGATIONS SUBSTANTIATED REPORTS



106 TOTAL ALLEGATIONS

- **42** (39.6%) Sexual Abuse
- **25** (23.6%) Physical Abuse/Bodily Injury
- **14** (13.2%) Reasonable Likelihood of Bodily Injury
- **16** (15.1%) Serious Physical Neglect
- **2** (1.9%) Engaging in Per Se Acts
- **4** (3.8%) Likelihood of Sexual Abuse/Exploitation
- **3** (2.8%) Severe Form of Trafficking in Persons or Sex Trafficking
- **0** (0.0%) Serious Mental Injury
- **0** (0.0%) Munchausen Syndrome by Proxy/Medical Abuse

▲ NOTE: A report may have more than one allegation for each report; therefore, the total number of allegations will be greater than the total number of reports.

\$1,681,675

EXPENDITURES CHILD ABUSE INVESTIGATIONS AND GENERAL PROTECTIVE SERVICES ASSESSMENTS



2023 SUBSTANTIATED FATALITIES

2/57 MALE **1** FEMALE **1**

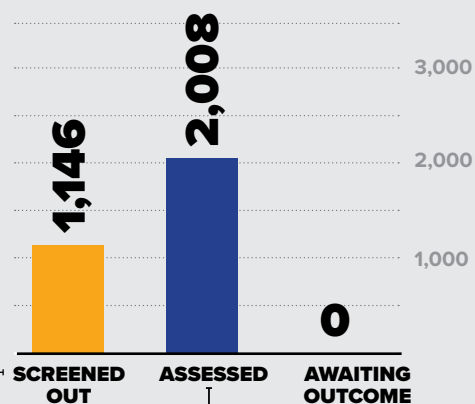
2023 SUBSTANTIATED NEAR FATALITIES

0/119 MALE **0** FEMALE **0**

2023 REPORTS OF GENERAL PROTECTIVE SERVICES

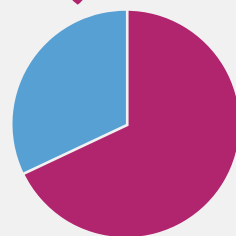
3,154

TOTAL REPORTS



BREAKDOWN VALID ASSESSED REPORTS

1,367



■ TOTAL
■ VALID
■ INVALID

NUMBER OF CHILDREN ASSESSED

2,990 TOTAL

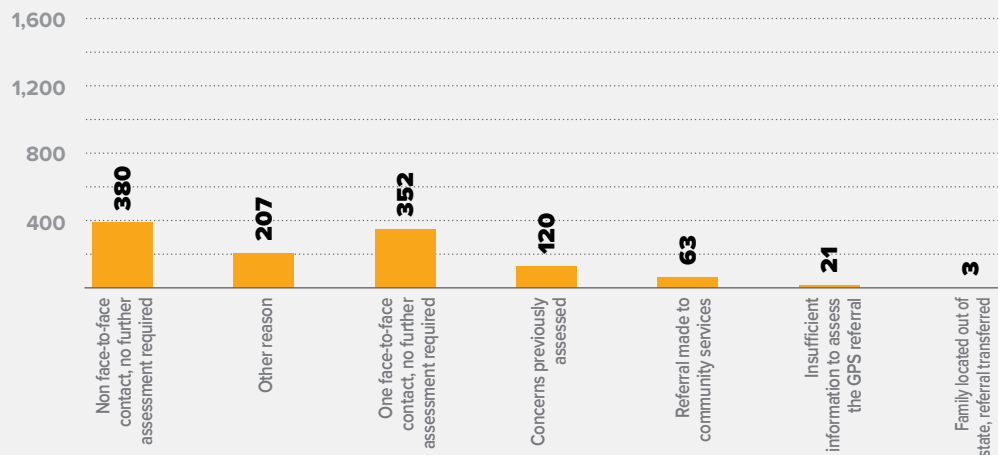
2,002 VALID

CHILDREN
ASSESSED
PER 1,000
CHILDREN

56.4 TOTAL

37.8 VALID

BREAKDOWN REPORTS SCREENED OUT BY REASON



VALID GPS CONCERNS BY TYPE

3,700

TOTAL CONCERNS



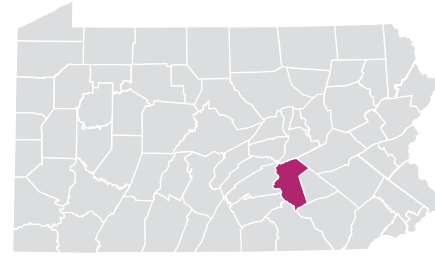
CUMBERLAND COUNTY

NOTE: A report may have more than one concern for each report; therefore, the total number of concerns will be greater than the total number of reports. In some reports, more than one child was assessed with valid concerns; therefore, the number of children assessed exceeds the number of valid assessed reports.



DAUPHIN COUNTY

URBAN // POPULATION • 286,108 / POPULATION UNDER 18 • 63,593

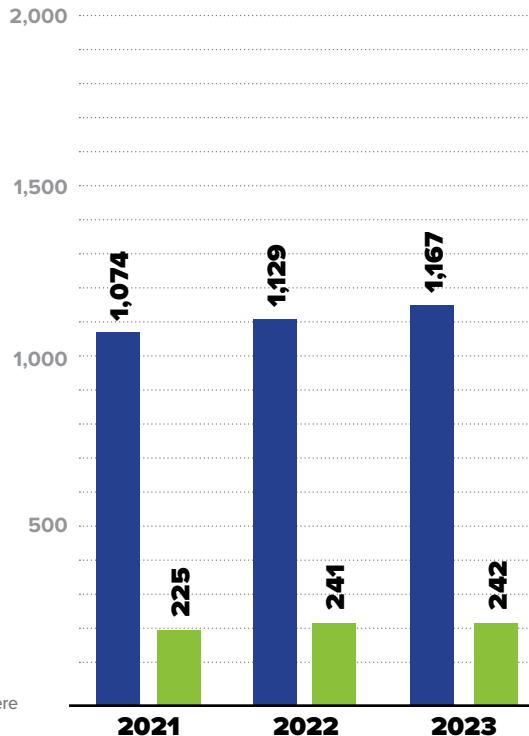


2023 REPORTS OF CHILD ABUSE

1,167
■ TOTAL REPORTS

242
■ SUBSTANTIATED REPORTS

▲ NOTE: CPS and GPS data reported were investigated and substantiated by the CCYA and may vary from statewide data which include both CCYA and OCYF Regional Office investigations.



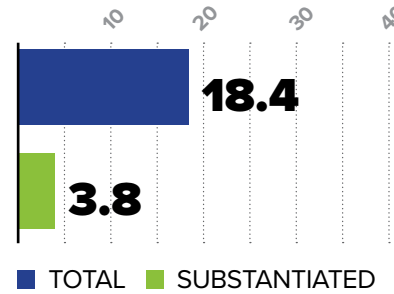
▲ NOTE: 2021 totals above will not align with the 2021 totals in this same table in the 2021 report, as regional investigations were included for that year in error in the 2021 report.

SUBSTANTIATED REPORTS BY SEX OF VICTIM

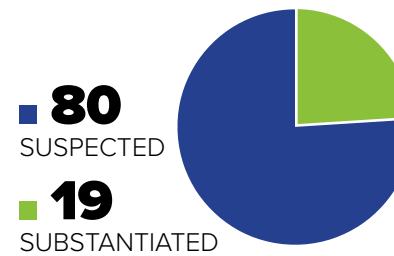
FEMALE
133
55.0%

MALE
109
45.0%

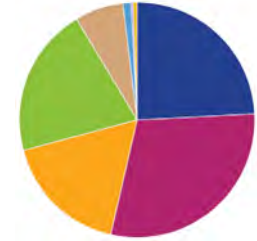
CHILD ABUSE REPORTS PER 1,000 CHILDREN



CASES OF REPEAT ABUSE SUBSTANTIATED REPORTS



TYPES OF ALLEGATIONS SUBSTANTIATED REPORTS



268 TOTAL ALLEGATIONS

- 65** (24.3%) Sexual Abuse
- 79** (29.5%) Physical Abuse/Bodily Injury
- 46** (17.2%) Reasonable Likelihood of Bodily Injury
- 55** (20.5%) Serious Physical Neglect
- 18** (6.7%) Engaging in Per Se Acts
- 3** (1.1%) Likelihood of Sexual Abuse/Exploitation
- 1** (0.4%) Severe Form of Trafficking in Persons or Sex Trafficking
- 1** (0.4%) Serious Mental Injury
- 0** (0.0%) Munchausen Syndrome by Proxy/Medical Abuse

▲ NOTE: A report may have more than one allegation for each report; therefore, the total number of allegations will be greater than the total number of reports.

\$3,954,591

EXPENDITURES CHILD ABUSE INVESTIGATIONS AND GENERAL PROTECTIVE SERVICES ASSESSMENTS



2023 SUBSTANTIATED FATALITIES

1/57 MALE 0 FEMALE 1

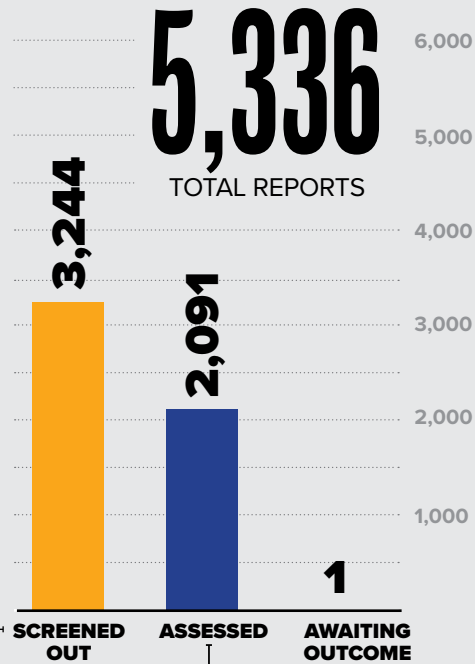
2023 SUBSTANTIATED NEAR FATALITIES

8/119 MALE 5 FEMALE 3



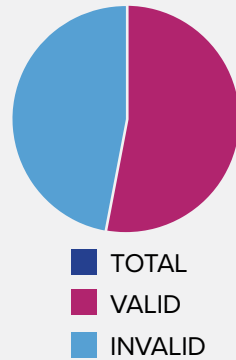
NOTE: A report may have more than one concern for each report; therefore, the total number of concerns will be greater than the total number of reports. In some reports, more than one child was assessed with valid concerns; therefore, the number of children assessed exceeds the number of valid assessed reports.

2023 REPORTS OF GENERAL PROTECTIVE SERVICES



BREAKDOWN VALID ASSESSED REPORTS

1,117



NUMBER OF CHILDREN ASSESSED

3,223
TOTAL

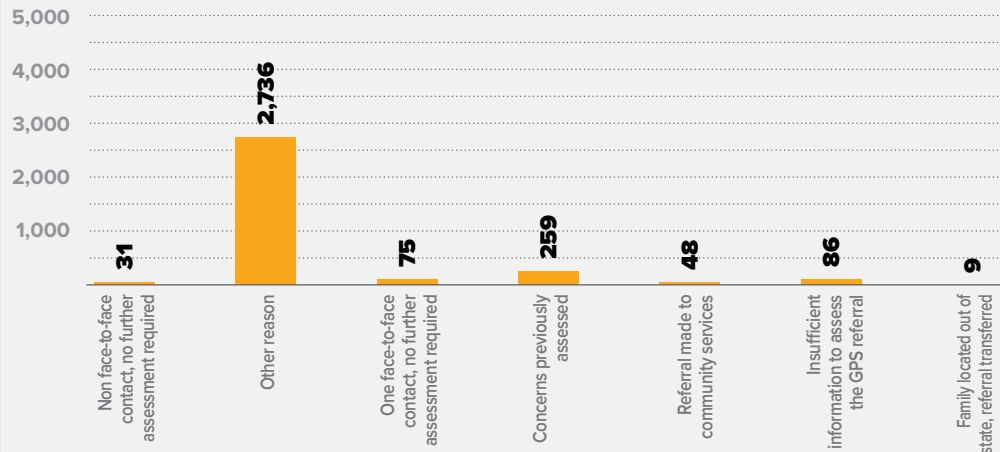
1,713
VALID

CHILDREN
ASSESSED
PER 1,000
CHILDREN

50.7
TOTAL

26.9
VALID

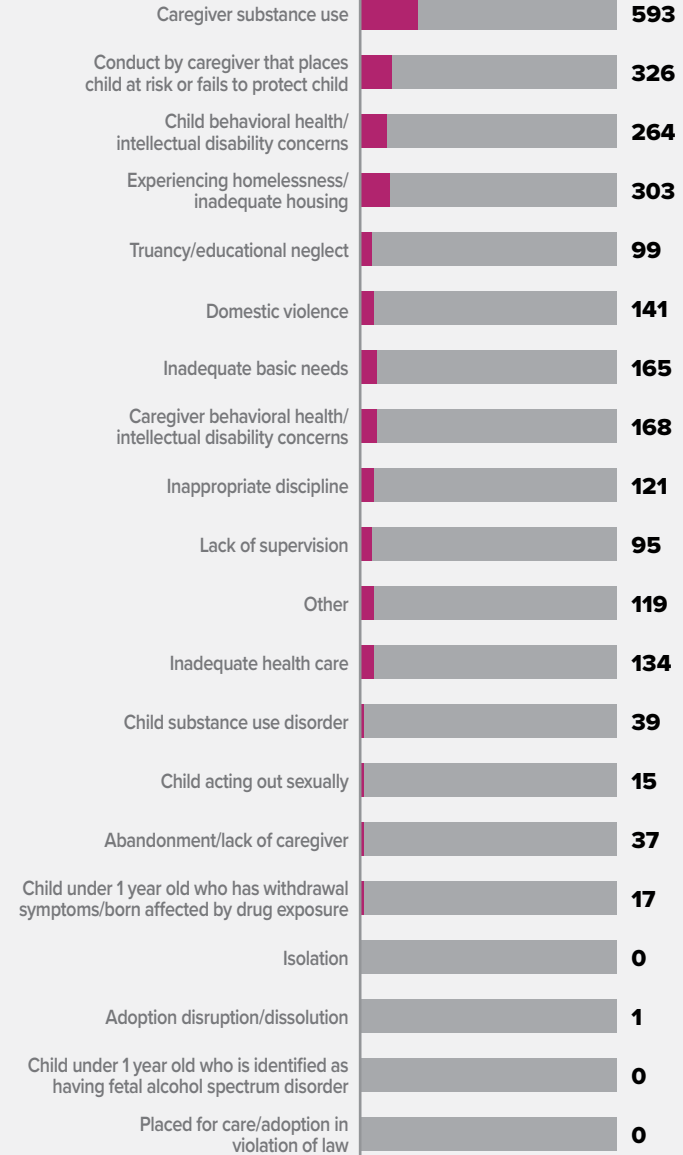
BREAKDOWN REPORTS SCREENED OUT BY REASON



VALID GPS CONCERNS BY TYPE

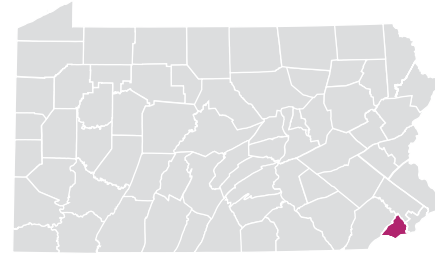
2,637

TOTAL CONCERNS



DELAWARE COUNTY

URBAN // POPULATION • 575,312 / POPULATION UNDER 18 • 126,050

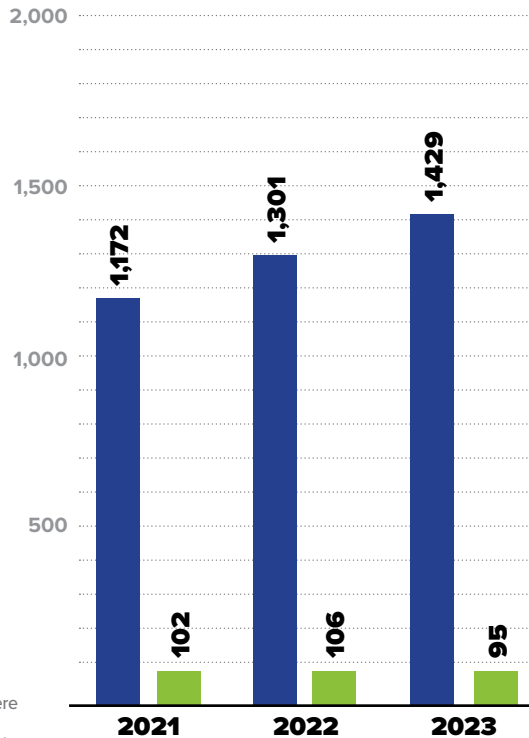


2023 REPORTS OF CHILD ABUSE

1,429
TOTAL REPORTS

95
SUBSTANTIATED REPORTS

▲ NOTE: CPS and GPS data reported were investigated and substantiated by the CCYA and may vary from statewide data which include both CCYA and OCYF Regional Office investigations.



▲ NOTE: 2021 totals above will not align with the 2021 totals in this same table in the 2021 report, as regional investigations were included for that year in error in the 2021 report.

SUBSTANTIATED REPORTS BY SEX OF VICTIM

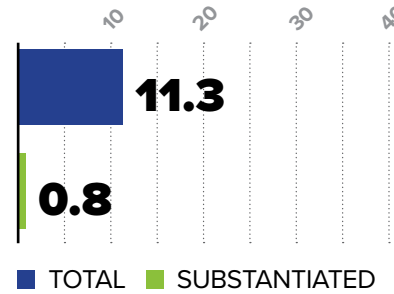
FEMALE

59
62.1%

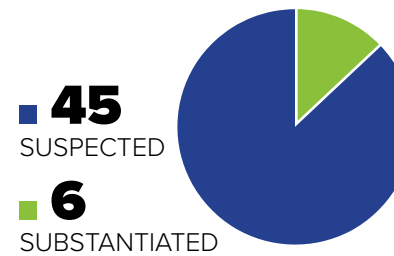
MALE

36
37.9%

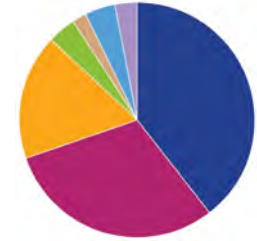
CHILD ABUSE REPORTS PER 1,000 CHILDREN



CASES OF REPEAT ABUSE SUBSTANTIATED REPORTS



TYPES OF ALLEGATIONS SUBSTANTIATED REPORTS



99 TOTAL ALLEGATIONS

- 39** (39.4%) Sexual Abuse
- 30** (30.3%) Physical Abuse/Bodily Injury
- 17** (17.2%) Reasonable Likelihood of Bodily Injury
- 4** (4.0%) Serious Physical Neglect
- 2** (2.0%) Engaging in Per Se Acts
- 4** (4.0%) Likelihood of Sexual Abuse/Exploitation
- 3** (3.0%) Severe Form of Trafficking in Persons or Sex Trafficking
- 0** (0.0%) Serious Mental Injury
- 0** (0.0%) Munchausen Syndrome by Proxy/Medical Abuse

▲ NOTE: A report may have more than one allegation for each report; therefore, the total number of allegations will be greater than the total number of reports.

\$7,635,398

EXPENDITURES CHILD ABUSE INVESTIGATIONS AND GENERAL PROTECTIVE SERVICES ASSESSMENTS



2023 SUBSTANTIATED FATALITIES

1/57 MALE 1 FEMALE 0

2023 SUBSTANTIATED NEAR FATALITIES

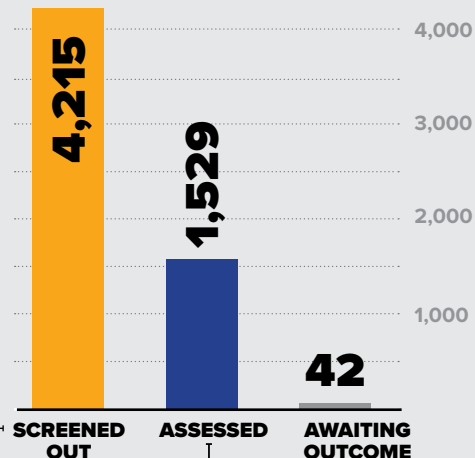
1/119 MALE 1 FEMALE 0

▲ NOTE: Delaware County has not reported their total expenditures for SFY 2023; Therefore, the total county expenditures is underreported. Expenditure data is included through March 7, 2024.

2023 REPORTS OF GENERAL PROTECTIVE SERVICES

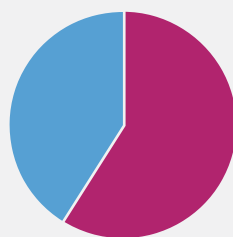
5,786

TOTAL REPORTS



BREAKDOWN VALID ASSESSED REPORTS

901



TOTAL
VALID
INVALID

NUMBER OF CHILDREN ASSESSED

2,222 TOTAL

1,310 VALID

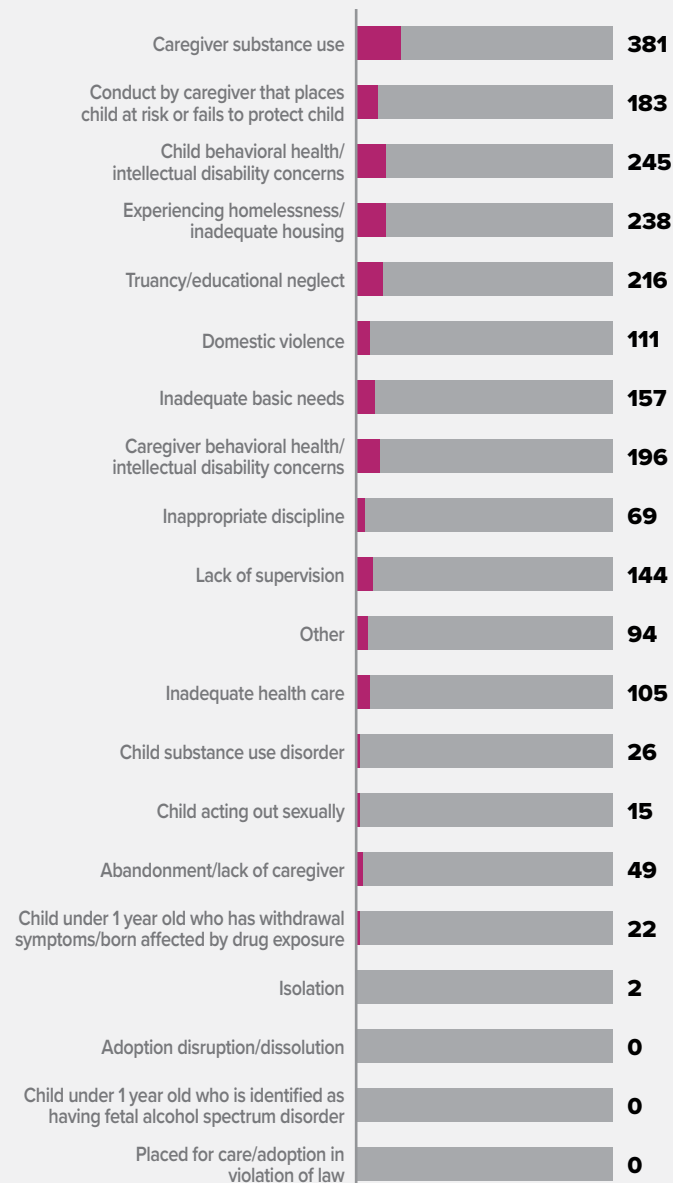
17.6 TOTAL

10.4 VALID

VALID GPS CONCERNS BY TYPE

2,253

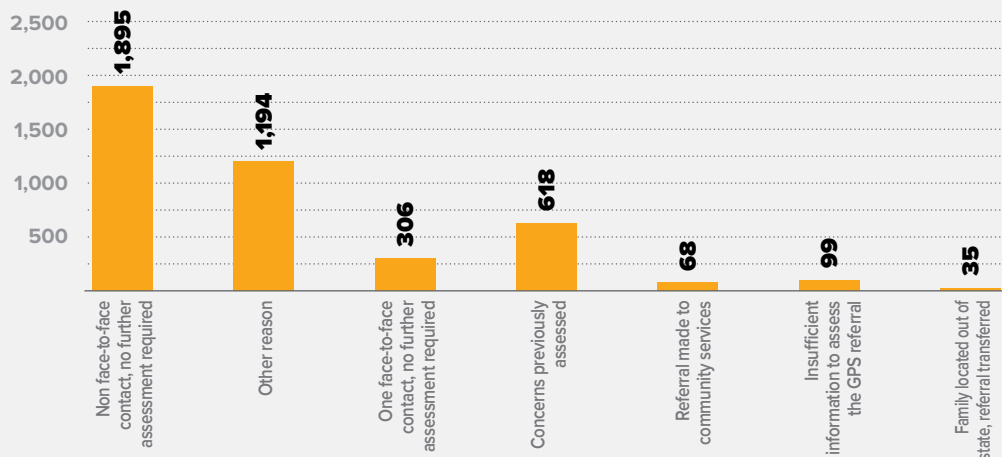
TOTAL CONCERNS



DELAWARE COUNTY

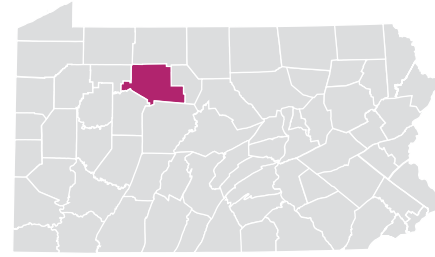
NOTE: A report may have more than one concern for each report; therefore, the total number of concerns will be greater than the total number of reports. In some reports, more than one child was assessed with valid concerns; therefore, the number of children assessed exceeds the number of valid assessed reports.

BREAKDOWN REPORTS SCREENED OUT BY REASON



ELK COUNTY

RURAL // POPULATION • 30,886 / POPULATION UNDER 18 • 5,929



2023 REPORTS OF CHILD ABUSE

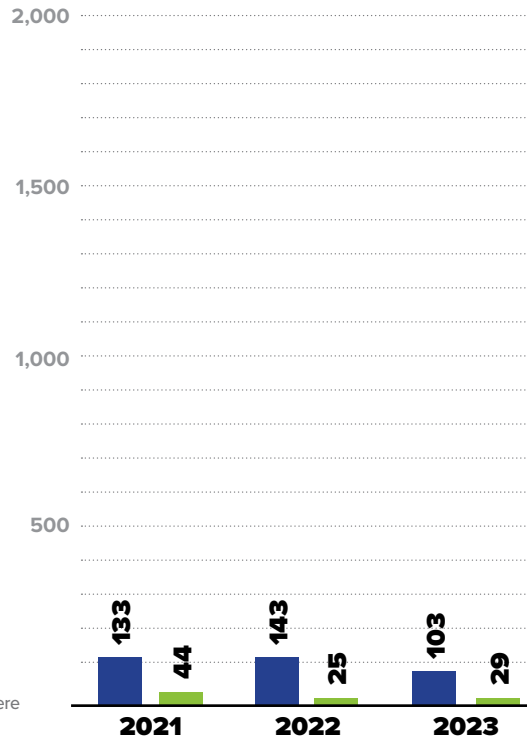
103

■ TOTAL REPORTS

29

■ SUBSTANTIATED
REPORTS

▲ NOTE: CPS and GPS data reported were investigated and substantiated by the CCYA and may vary from statewide data which include both CCYA and OCYF Regional Office investigations.



▲ NOTE: 2021 totals above will not align with the 2021 totals in this same table in the 2021 report, as regional investigations were included for that year in error in the 2021 report.

SUBSTANTIATED REPORTS BY SEX OF VICTIM

FEMALE

19

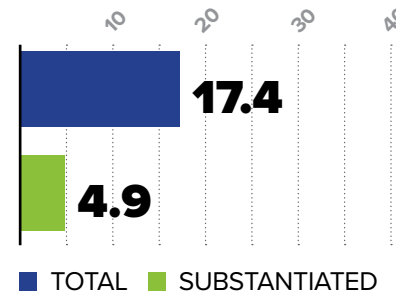
65.5%

MALE

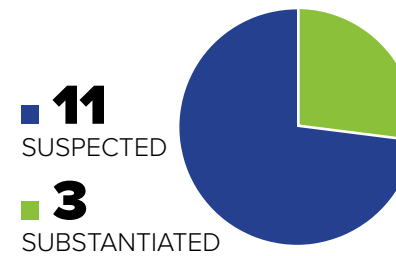
10

34.5%

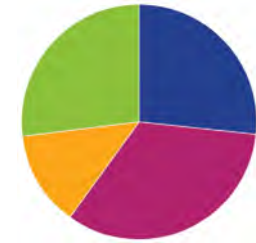
CHILD ABUSE REPORTS PER 1,000 CHILDREN



CASES OF REPEAT ABUSE SUBSTANTIATED REPORTS



TYPES OF ALLEGATIONS SUBSTANTIATED REPORTS



30 TOTAL
ALLEGATIONS

- **8** (26.7%) Sexual Abuse
- **10** (33.3%) Physical Abuse/Bodily Injury
- **4** (13.3%) Reasonable Likelihood of Bodily Injury
- **8** (26.7%) Serious Physical Neglect
- **0** (0.0%) Engaging in Per Se Acts
- **0** (0.0%) Likelihood of Sexual Abuse/Exploitation
- **0** (0.0%) Severe Form of Trafficking in Persons or Sex Trafficking
- **0** (0.0%) Serious Mental Injury
- **0** (0.0%) Munchausen Syndrome by Proxy/Medical Abuse

▲ NOTE: A report may have more than one allegation for each report; therefore, the total number of allegations will be greater than the total number of reports.

\$476,267

EXPENDITURES CHILD ABUSE
INVESTIGATIONS AND GENERAL
PROTECTIVE SERVICES ASSESSMENTS



2023 SUBSTANTIATED FATALITIES

0/57 MALE 0 FEMALE 0

2023 SUBSTANTIATED NEAR FATALITIES

1/119 MALE 1 FEMALE 0

2023 REPORTS OF GENERAL PROTECTIVE SERVICES

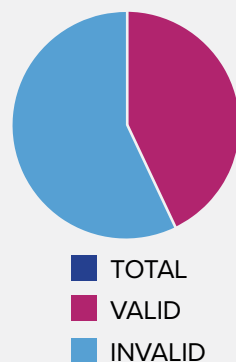
512

TOTAL REPORTS



BREAKDOWN VALID ASSESSED REPORTS

72



NUMBER OF CHILDREN ASSESSED

264 TOTAL

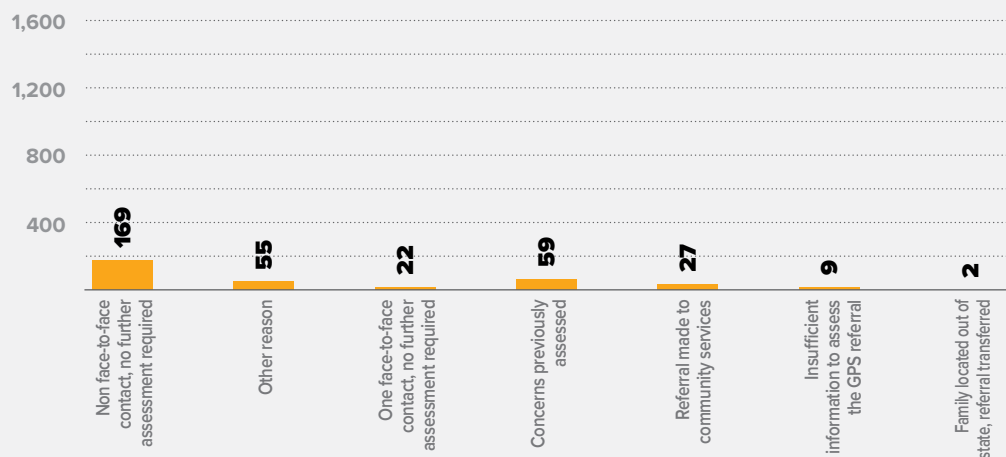
115 VALID

CHILDREN ASSESSED PER 1,000 CHILDREN

44.5 TOTAL

19.4 VALID

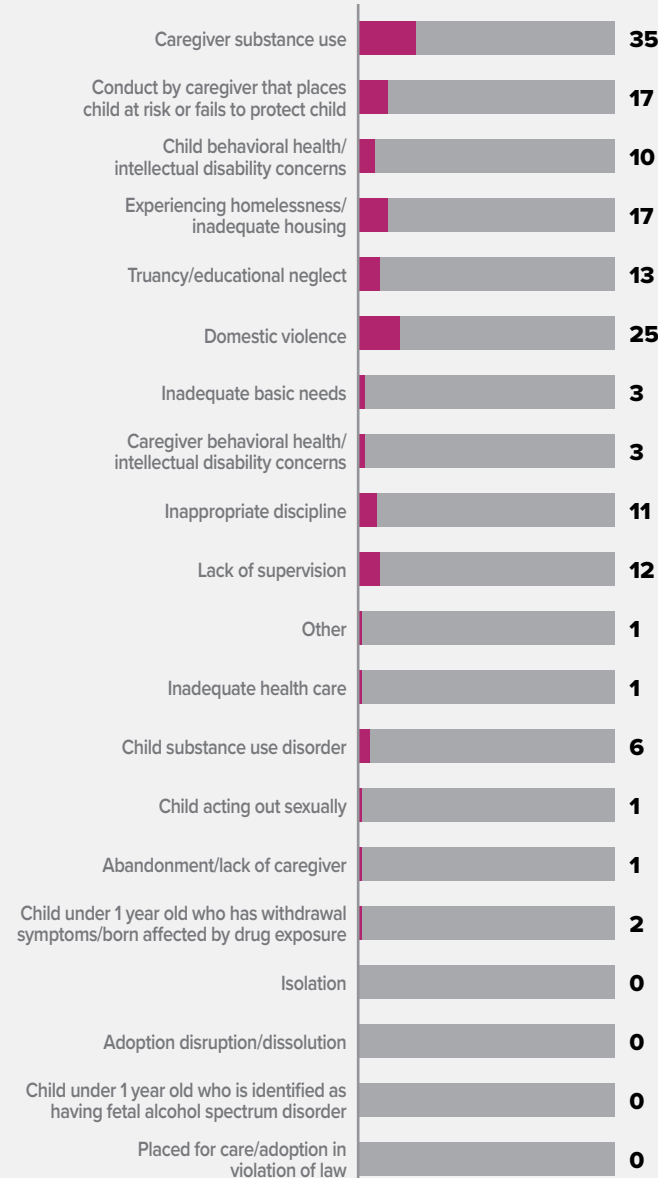
BREAKDOWN REPORTS SCREENED OUT BY REASON



VALID GPS CONCERNS BY TYPE

158

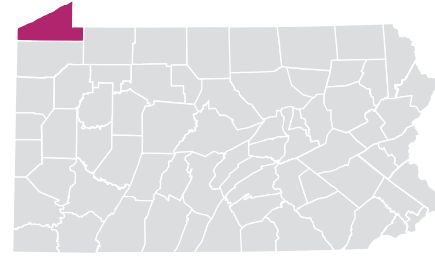
TOTAL CONCERNS



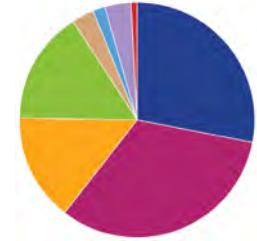
NOTE: A report may have more than one concern for each report; therefore, the total number of concerns will be greater than the total number of reports. In some reports, more than one child was assessed with valid concerns; therefore, the number of children assessed exceeds the number of valid assessed reports.

ERIE COUNTY

URBAN // POPULATION • 270,495 / POPULATION UNDER 18 • 56,590



TYPES OF ALLEGATIONS SUBSTANTIATED REPORTS



135 TOTAL ALLEGATIONS

- 38** (28.1%) Sexual Abuse
- 44** (32.6%) Physical Abuse/Bodily Injury
- 20** (14.8%) Reasonable Likelihood of Bodily Injury
- 21** (15.6%) Serious Physical Neglect
- 4** (3.0%) Engaging in Per Se Acts
- 2** (1.5%) Likelihood of Sexual Abuse/Exploitation
- 5** (3.7%) Severe Form of Trafficking in Persons or Sex Trafficking
- 0** (0.0%) Serious Mental Injury
- 1** (0.7%) Munchausen Syndrome by Proxy/Medical Abuse

▲ NOTE: A report may have more than one allegation for each report; therefore, the total number of allegations will be greater than the total number of reports.

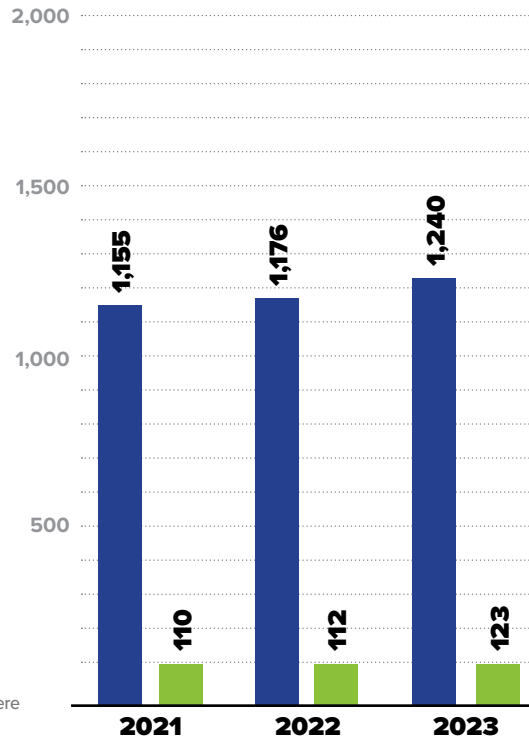
2023 REPORTS OF CHILD ABUSE

1,240
TOTAL REPORTS

123
SUBSTANTIATED REPORTS

■ TOTAL REPORTS
■ SUBSTANTIATED REPORTS

▲ NOTE: CPS and GPS data reported were investigated and substantiated by the CCYA and may vary from statewide data which include both CCYA and OCYF Regional Office investigations.



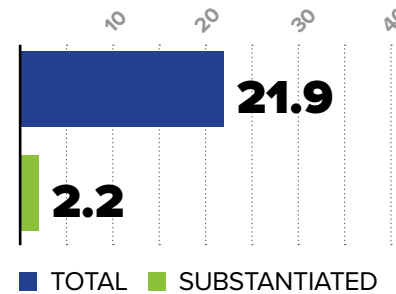
▲ NOTE: 2021 totals above will not align with the 2021 totals in this same table in the 2021 report, as regional investigations were included for that year in error in the 2021 report.

SUBSTANTIATED REPORTS BY SEX OF VICTIM

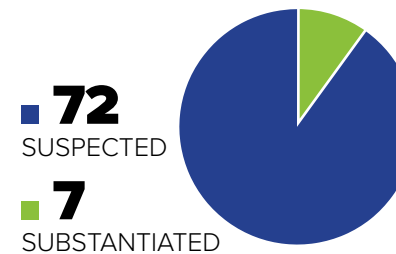
FEMALE
69
56.1%

MALE
54
43.9%

CHILD ABUSE REPORTS PER 1,000 CHILDREN



CASES OF REPEAT ABUSE SUBSTANTIATED REPORTS



\$6,385,126

EXPENDITURES CHILD ABUSE
INVESTIGATIONS AND GENERAL
PROTECTIVE SERVICES ASSESSMENTS



2023 SUBSTANTIATED FATALITIES

0/57 MALE 0 FEMALE 0

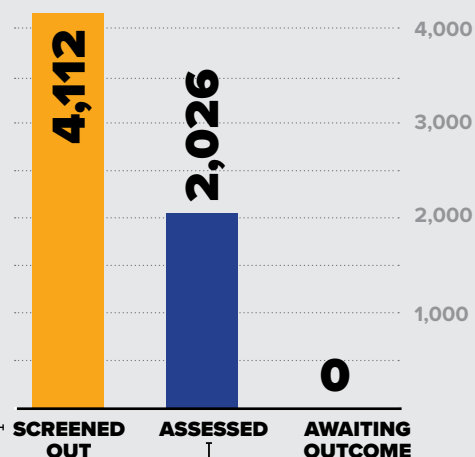
2023 SUBSTANTIATED NEAR FATALITIES

3/119 MALE 1 FEMALE 2

2023 REPORTS OF GENERAL PROTECTIVE SERVICES

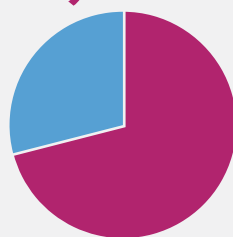
6,138

TOTAL REPORTS



BREAKDOWN VALID ASSESSED REPORTS

1,447



■ TOTAL
■ VALID
■ INVALID

NUMBER OF CHILDREN ASSESSED

4,652
TOTAL

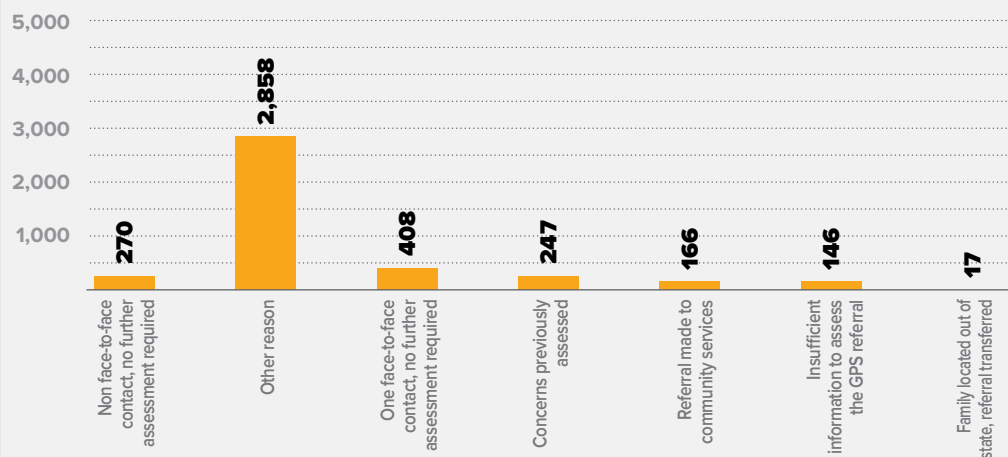
2,706
VALID

CHILDREN
ASSESSED
PER 1,000
CHILDREN

82.2
TOTAL

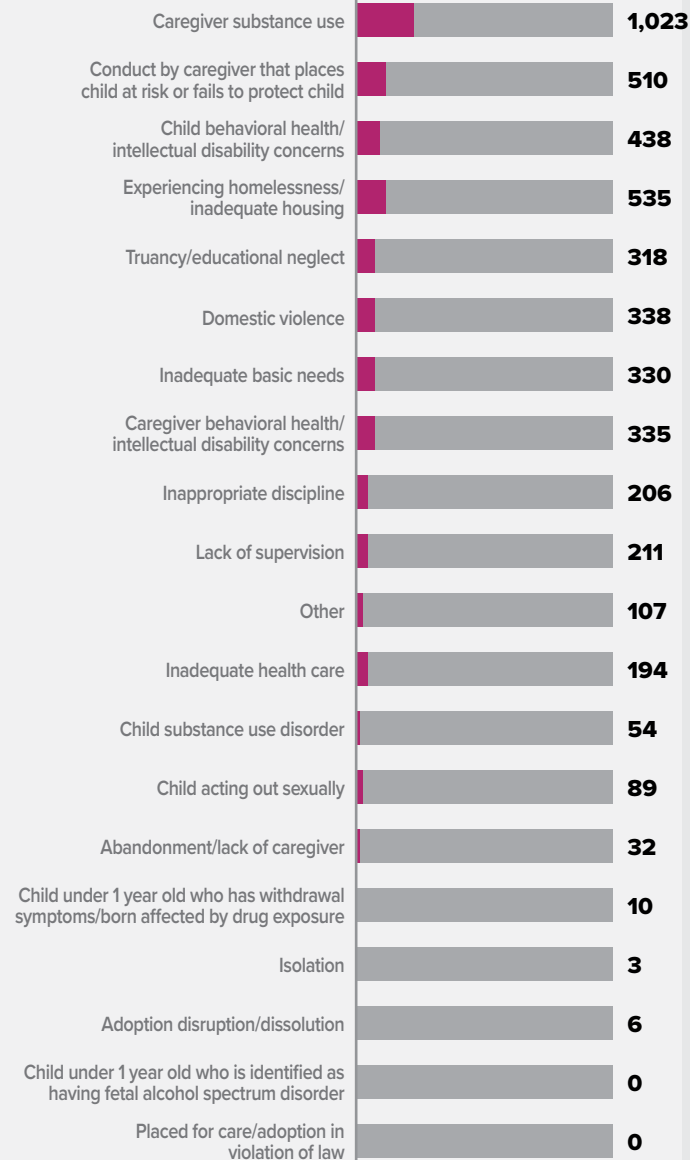
47.8
VALID

BREAKDOWN REPORTS SCREENED OUT BY REASON



VALID GPS CONCERNS BY TYPE

4,739
TOTAL CONCERNS

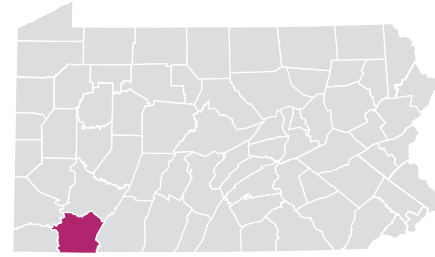


NOTE: A report may have more than one concern for each report; therefore, the total number of concerns will be greater than the total number of reports. In some reports, more than one child was assessed with valid concerns; therefore, the number of children assessed exceeds the number of valid assessed reports.



FAYETTE COUNTY

RURAL // POPULATION • 128,417 / POPULATION UNDER 18 • 24,644



2023 REPORTS OF CHILD ABUSE

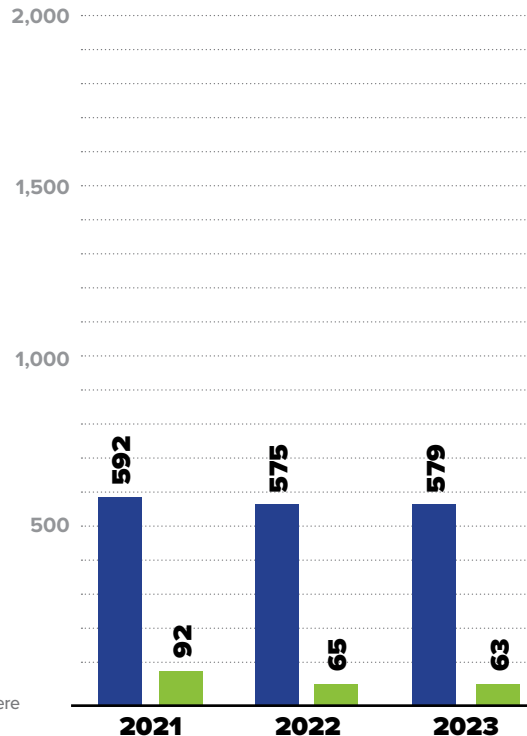
579

■ TOTAL REPORTS

63

■ SUBSTANTIATED REPORTS

▲ NOTE: CPS and GPS data reported were investigated and substantiated by the CCYA and may vary from statewide data which include both CCYA and OCYF Regional Office investigations.



▲ NOTE: 2021 totals above will not align with the 2021 totals in this same table in the 2021 report, as regional investigations were included for that year in error in the 2021 report.

SUBSTANTIATED REPORTS BY SEX OF VICTIM

FEMALE

43

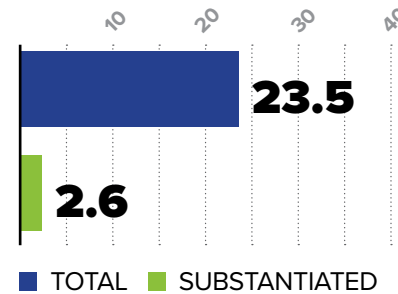
68.3%

MALE

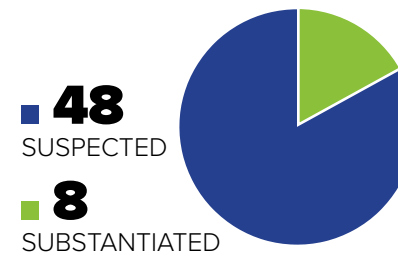
20

31.7%

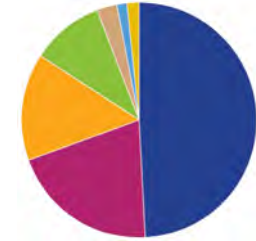
CHILD ABUSE REPORTS PER 1,000 CHILDREN



CASES OF REPEAT ABUSE SUBSTANTIATED REPORTS



TYPES OF ALLEGATIONS SUBSTANTIATED REPORTS



69 TOTAL ALLEGATIONS

- **34** (49.3%) Sexual Abuse
- **14** (20.3%) Physical Abuse/Bodily Injury
- **10** (14.5%) Reasonable Likelihood of Bodily Injury
- **7** (10.1%) Serious Physical Neglect
- **2** (2.9%) Engaging in Per Se Acts
- **1** (1.4%) Likelihood of Sexual Abuse/Exploitation
- **0** (0.0%) Severe Form of Trafficking in Persons or Sex Trafficking
- **1** (1.4%) Serious Mental Injury
- **0** (0.0%) Munchausen Syndrome by Proxy/Medical Abuse

▲ NOTE: A report may have more than one allegation for each report; therefore, the total number of allegations will be greater than the total number of reports.

\$1,458,912

EXPENDITURES CHILD ABUSE INVESTIGATIONS AND GENERAL PROTECTIVE SERVICES ASSESSMENTS



▲ NOTE: Fayette County has not reported their total expenditures for SFY 2023; Therefore, the total county expenditures is underreported. Expenditure data is included through March 7, 2024.

2023 SUBSTANTIATED FATALITIES

0/57 MALE 0 FEMALE 0

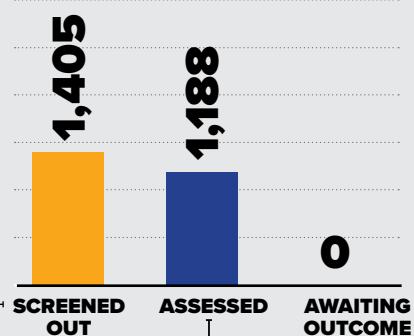
2023 SUBSTANTIATED NEAR FATALITIES

2/119 MALE 1 FEMALE 1

2023 REPORTS OF GENERAL PROTECTIVE SERVICES

2,593

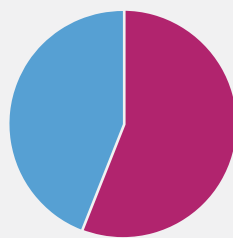
TOTAL REPORTS



6,000
5,000
4,000
3,000
2,000
1,000

BREAKDOWN VALID ASSESSED REPORTS

669



TOTAL
VALID
INVALID

NUMBER OF CHILDREN ASSESSED

2,058

TOTAL

1,175

VALID

CHILDREN
ASSESSED
PER 1,000
CHILDREN

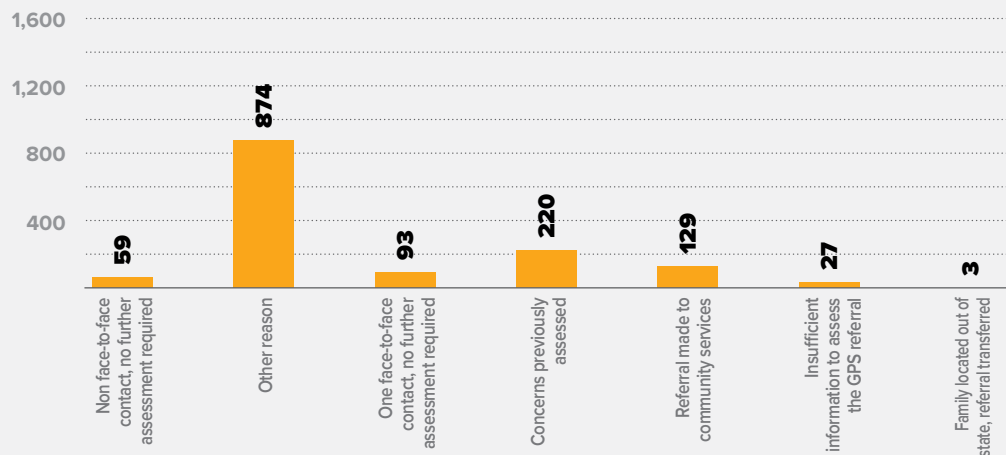
83.5

TOTAL

47.7

VALID

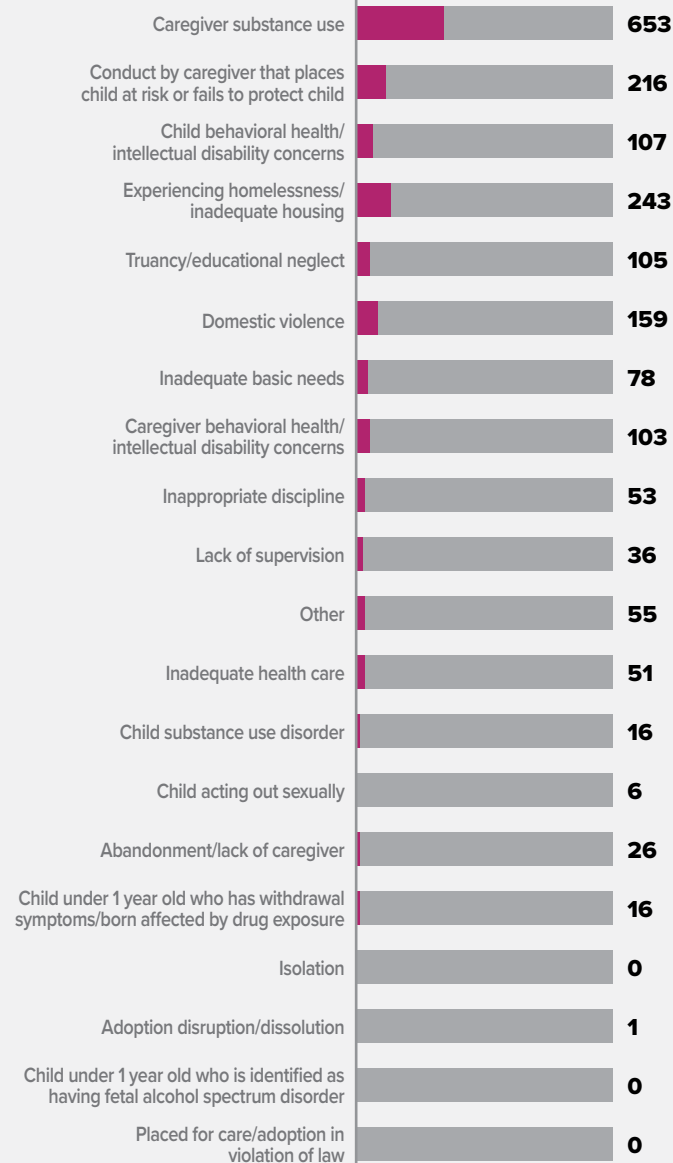
BREAKDOWN REPORTS SCREENED OUT BY REASON



VALID GPS CONCERNS BY TYPE

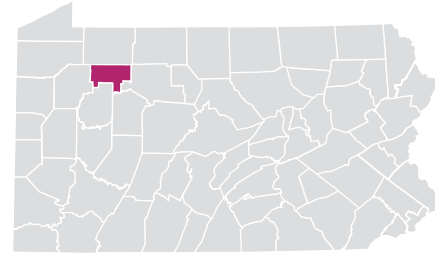
1,924

TOTAL CONCERNS



FOREST COUNTY

RURAL // POPULATION • 6,959 / POPULATION UNDER 18 • 754



2023 REPORTS OF CHILD ABUSE

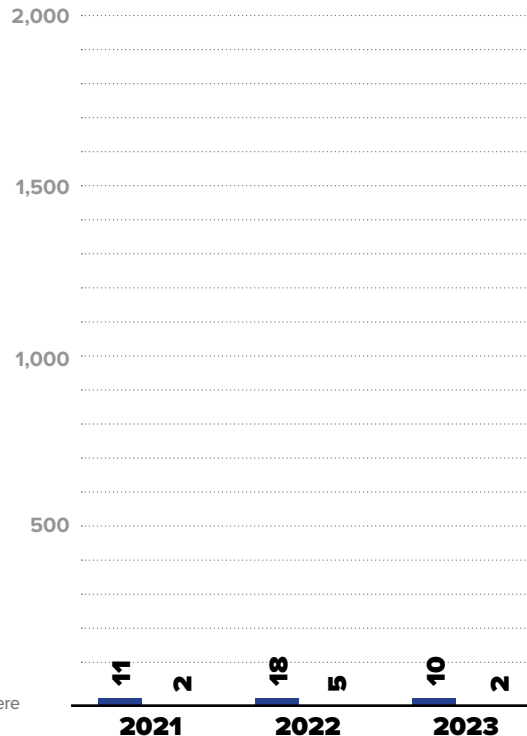
10

■ TOTAL REPORTS

2

■ SUBSTANTIATED REPORTS

▲ NOTE: CPS and GPS data reported were investigated and substantiated by the CCYA and may vary from statewide data which include both CCYA and OCYF Regional Office investigations.



▲ NOTE: 2021 totals above will not align with the 2021 totals in this same table in the 2021 report, as regional investigations were included for that year in error in the 2021 report.

SUBSTANTIATED REPORTS BY SEX OF VICTIM

FEMALE

1

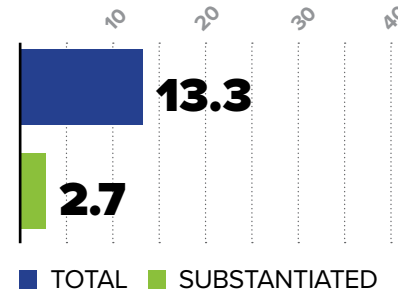
50.0%

MALE

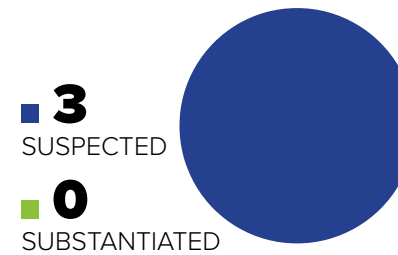
1

50.0%

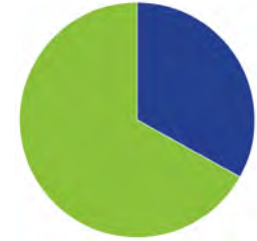
CHILD ABUSE REPORTS PER 1,000 CHILDREN



CASES OF REPEAT ABUSE SUBSTANTIATED REPORTS



TYPES OF ALLEGATIONS SUBSTANTIATED REPORTS




3 TOTAL ALLEGATIONS

- **1** (33.3%) Sexual Abuse
- **0** (0.0%) Physical Abuse/Bodily Injury
- **0** (0.0%) Reasonable Likelihood of Bodily Injury
- **2** (66.7%) Serious Physical Neglect
- **0** (0.0%) Engaging in Per Se Acts
- **0** (0.0%) Likelihood of Sexual Abuse/Exploitation
- **0** (0.0%) Severe Form of Trafficking in Persons or Sex Trafficking
- **0** (0.0%) Serious Mental Injury
- **0** (0.0%) Munchausen Syndrome by Proxy/Medical Abuse

▲ NOTE: A report may have more than one allegation for each report; therefore, the total number of allegations will be greater than the total number of reports.

\$367,597

EXPENDITURES CHILD ABUSE INVESTIGATIONS AND GENERAL PROTECTIVE SERVICES ASSESSMENTS



2023 SUBSTANTIATED FATALITIES

0/57 MALE FEMALE

2023 SUBSTANTIATED NEAR FATALITIES

0/119 MALE FEMALE

2023 REPORTS OF GENERAL PROTECTIVE SERVICES

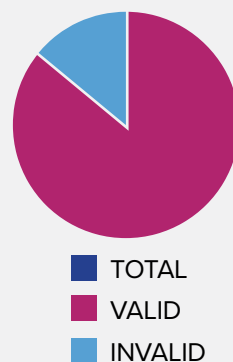
72

TOTAL REPORTS



BREAKDOWN VALID ASSESSED REPORTS

18



NUMBER OF CHILDREN ASSESSED

26 TOTAL

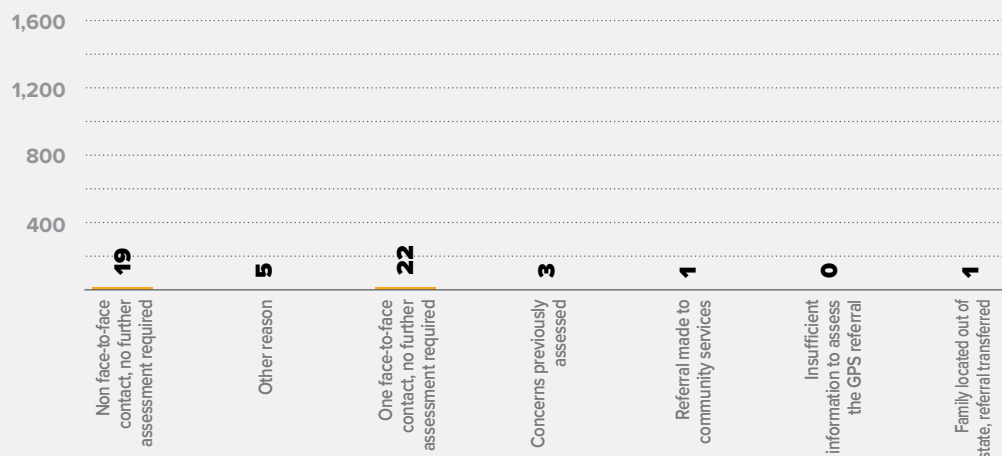
22 VALID

CHILDREN ASSESSED PER 1,000 CHILDREN

34.5 TOTAL

29.2 VALID

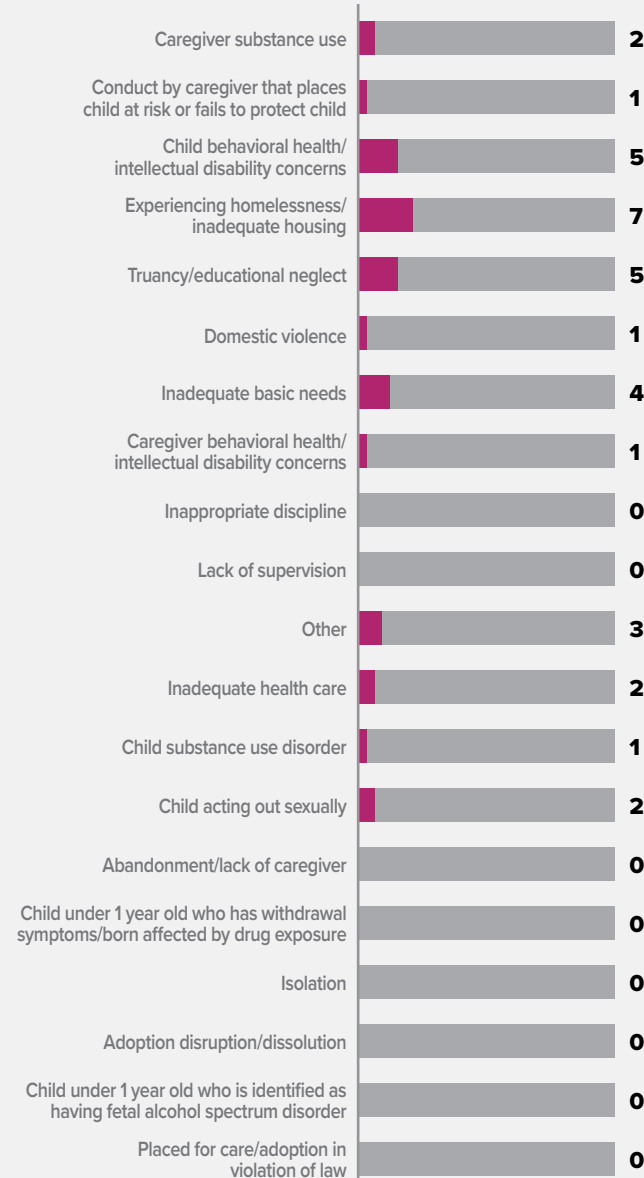
BREAKDOWN REPORTS SCREENED OUT BY REASON



VALID GPS CONCERNS BY TYPE

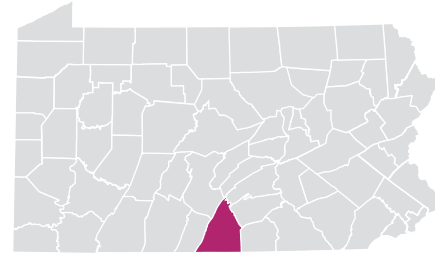
34

TOTAL CONCERNS



FRANKLIN COUNTY

RURAL // POPULATION • 156,084 / POPULATION UNDER 18 • 34,202



2023 REPORTS OF CHILD ABUSE

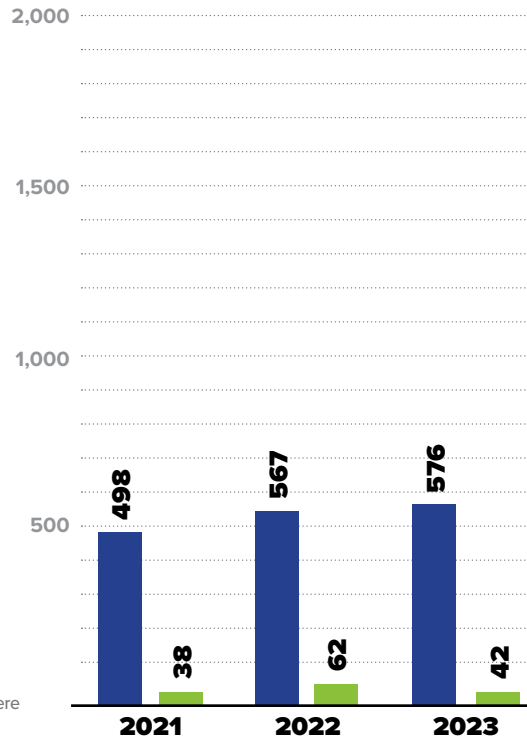
576

■ TOTAL REPORTS

42

■ SUBSTANTIATED REPORTS

▲ NOTE: CPS and GPS data reported were investigated and substantiated by the CCYA and may vary from statewide data which include both CCYA and OCYF Regional Office investigations.



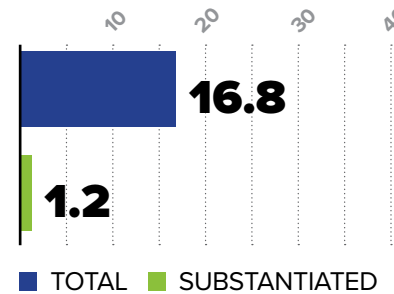
▲ NOTE: 2021 totals above will not align with the 2021 totals in this same table in the 2021 report, as regional investigations were included for that year in error in the 2021 report.

SUBSTANTIATED REPORTS BY SEX OF VICTIM

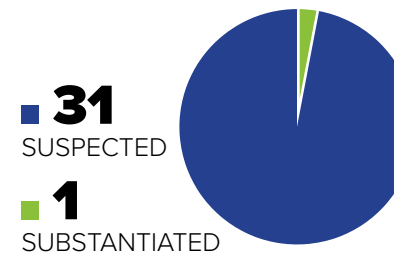
FEMALE
35
83.3%

MALE
7
16.7%

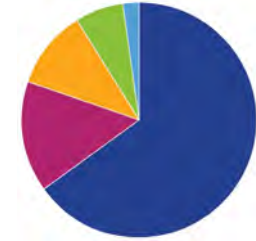
CHILD ABUSE REPORTS PER 1,000 CHILDREN



CASES OF REPEAT ABUSE SUBSTANTIATED REPORTS



TYPES OF ALLEGATIONS SUBSTANTIATED REPORTS



46 TOTAL ALLEGATIONS

- **30** (65.2%) Sexual Abuse
- **7** (15.2%) Physical Abuse/Bodily Injury
- **5** (10.9%) Reasonable Likelihood of Bodily Injury
- **3** (6.5%) Serious Physical Neglect
- **0** (0.0%) Engaging in Per Se Acts
- **1** (2.2%) Likelihood of Sexual Abuse/Exploitation
- **0** (0.0%) Severe Form of Trafficking in Persons or Sex Trafficking
- **0** (0.0%) Serious Mental Injury
- **0** (0.0%) Munchausen Syndrome by Proxy/Medical Abuse

▲ NOTE: A report may have more than one allegation for each report; therefore, the total number of allegations will be greater than the total number of reports.

\$2,073,807

EXPENDITURES CHILD ABUSE INVESTIGATIONS AND GENERAL PROTECTIVE SERVICES ASSESSMENTS



2023 SUBSTANTIATED FATALITIES

0/57 MALE FEMALE

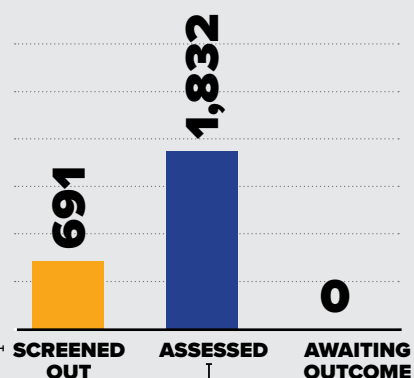
2023 SUBSTANTIATED NEAR FATALITIES

1/119 MALE FEMALE

2023 REPORTS OF GENERAL PROTECTIVE SERVICES

2,523

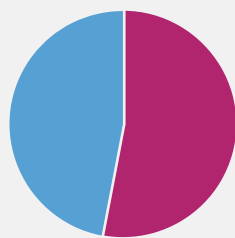
TOTAL REPORTS



6,000
5,000
4,000
3,000
2,000
1,000

BREAKDOWN VALID ASSESSED REPORTS

967



■ TOTAL
■ VALID
■ INVALID

NUMBER OF CHILDREN ASSESSED

2,466

TOTAL

1,263

VALID

CHILDREN
ASSESSED
PER 1,000
CHILDREN

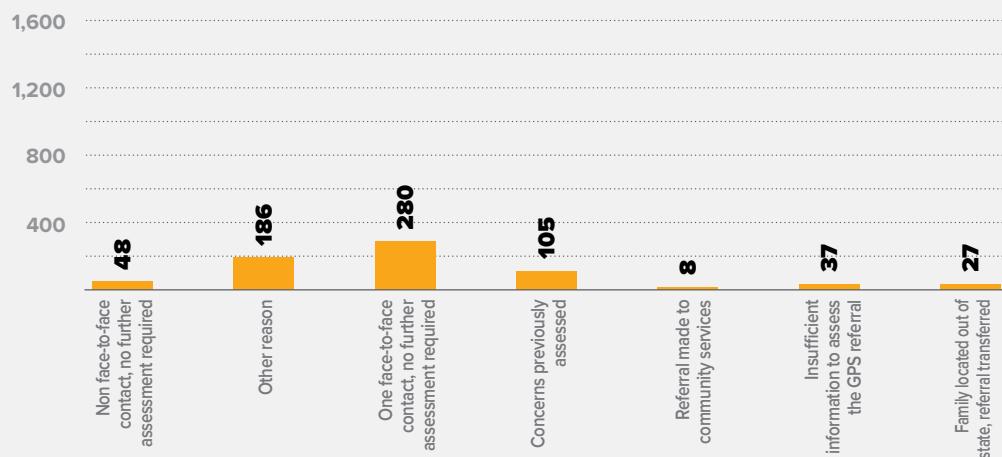
72.1

TOTAL

36.9

VALID

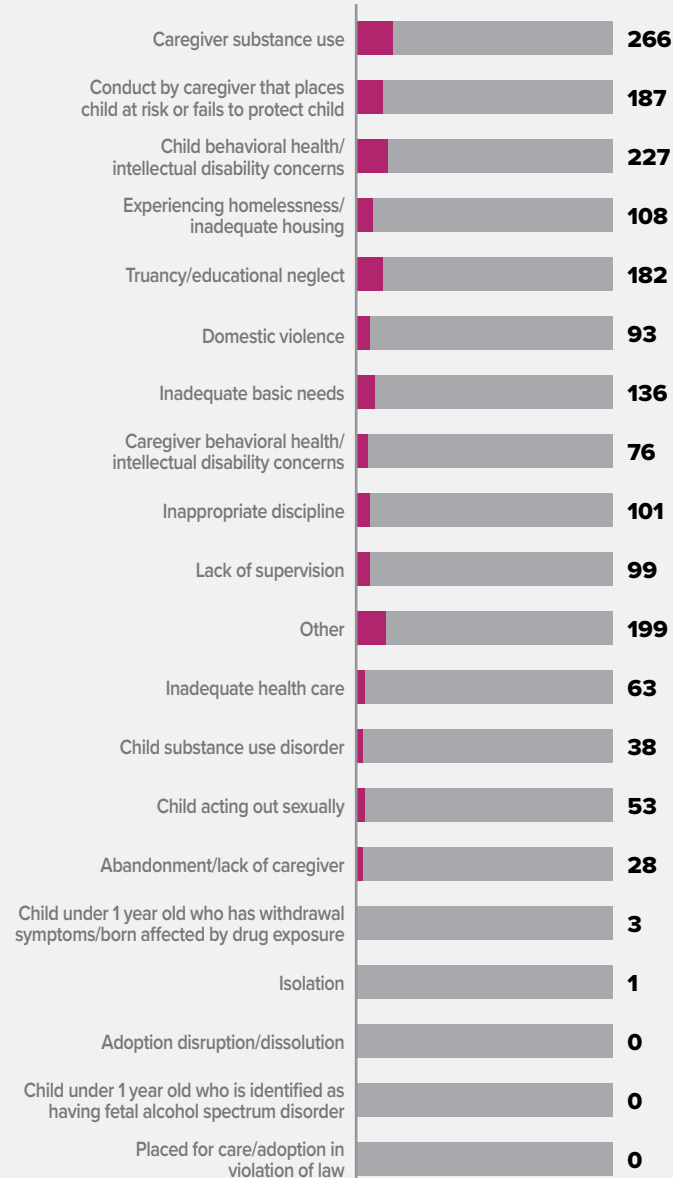
BREAKDOWN REPORTS SCREENED OUT BY REASON



VALID GPS CONCERNS BY TYPE

1,860

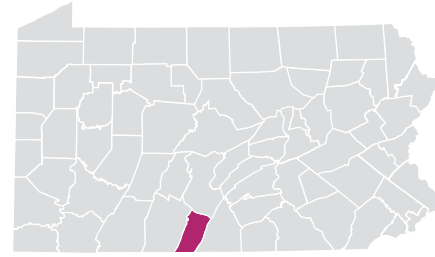
TOTAL CONCERNS



NOTE: A report may have more than one concern for each report; therefore, the total number of concerns will be greater than the total number of reports. In some reports, more than one child was assessed with valid concerns; therefore, the number of children assessed exceeds the number of valid assessed reports.

FULTON COUNTY

RURAL // POPULATION • 14,545 / POPULATION UNDER 18 • 2,868



2023 REPORTS OF CHILD ABUSE

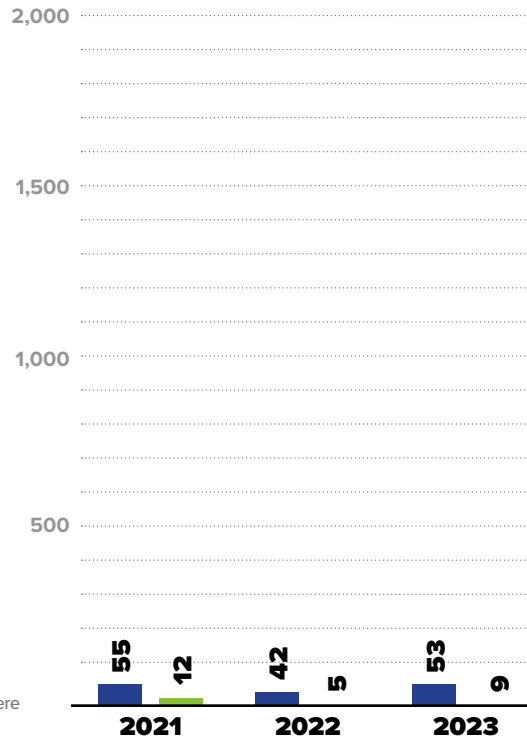
53

■ TOTAL REPORTS

9

■ SUBSTANTIATED REPORTS

▲ NOTE: CPS and GPS data reported were investigated and substantiated by the CCYA and may vary from statewide data which include both CCYA and OCYF Regional Office investigations.



▲ NOTE: 2021 totals above will not align with the 2021 totals in this same table in the 2021 report, as regional investigations were included for that year in error in the 2021 report.

SUBSTANTIATED REPORTS BY SEX OF VICTIM

FEMALE

5

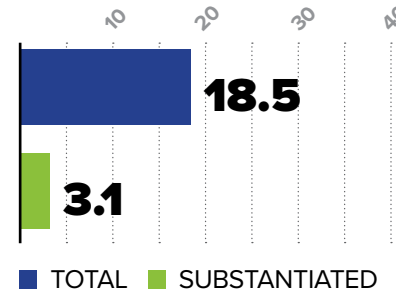
55.6%

MALE

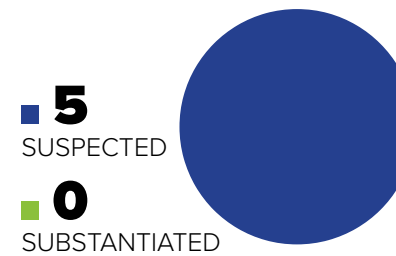
4

44.4%

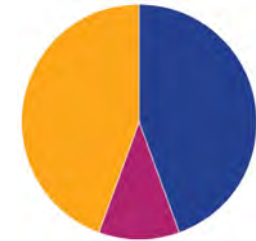
CHILD ABUSE REPORTS PER 1,000 CHILDREN



CASES OF REPEAT ABUSE SUBSTANTIATED REPORTS



TYPES OF ALLEGATIONS SUBSTANTIATED REPORTS



9 TOTAL ALLEGATIONS

- **4** (44.4%) Sexual Abuse
- **1** (11.1%) Physical Abuse/Bodily Injury
- **4** (44.4%) Reasonable Likelihood of Bodily Injury
- **0** (0.0%) Serious Physical Neglect
- **0** (0.0%) Engaging in Per Se Acts
- **0** (0.0%) Likelihood of Sexual Abuse/Exploitation
- **0** (0.0%) Severe Form of Trafficking in Persons or Sex Trafficking
- **0** (0.0%) Serious Mental Injury
- **0** (0.0%) Munchausen Syndrome by Proxy/Medical Abuse

▲ NOTE: A report may have more than one allegation for each report; therefore, the total number of allegations will be greater than the total number of reports.

\$202,633

EXPENDITURES CHILD ABUSE INVESTIGATIONS AND GENERAL PROTECTIVE SERVICES ASSESSMENTS



2023 SUBSTANTIATED FATALITIES

0/57 MALE FEMALE

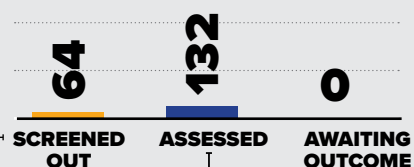
2023 SUBSTANTIATED NEAR FATALITIES

0/119 MALE FEMALE

2023 REPORTS OF GENERAL PROTECTIVE SERVICES

196

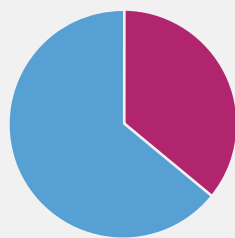
TOTAL REPORTS



6,000
5,000
4,000
3,000
2,000
1,000

BREAKDOWN VALID ASSESSED REPORTS

48



TOTAL
VALID
INVALID

NUMBER OF CHILDREN ASSESSED

196 TOTAL

74 VALID

CHILDREN
ASSESSED
PER 1,000
CHILDREN

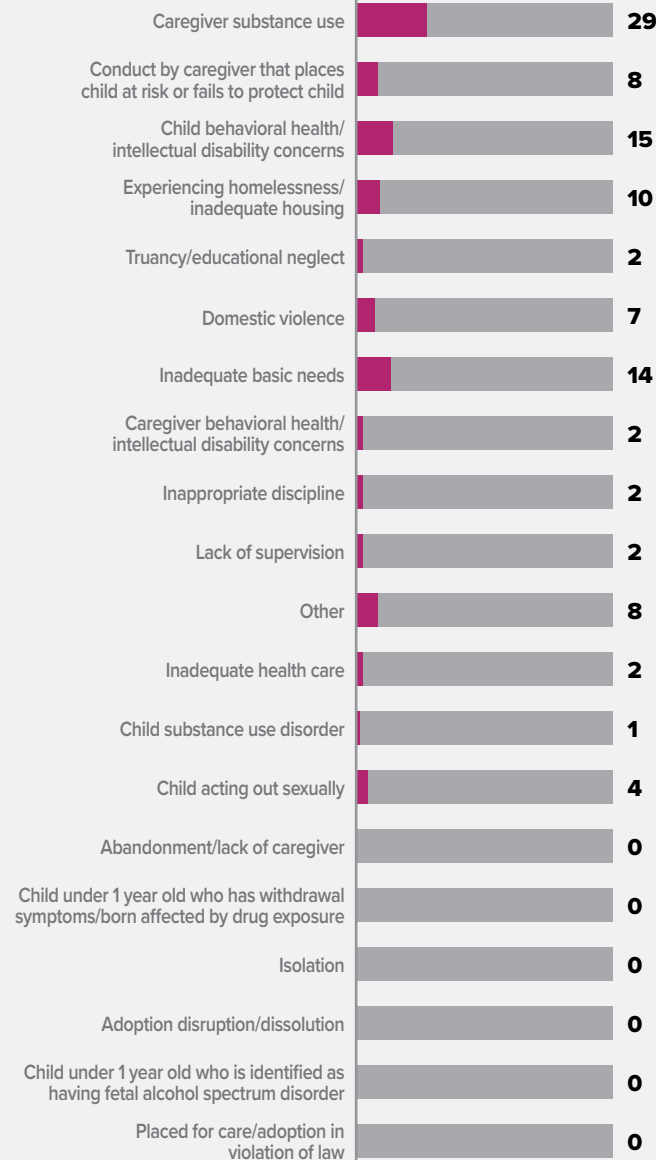
68.3 TOTAL

25.8 VALID

VALID GPS CONCERNS BY TYPE

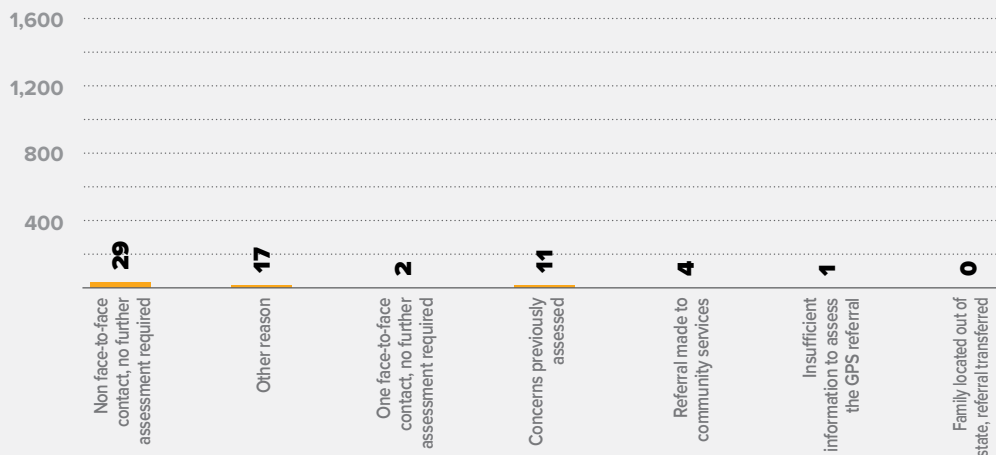
106

TOTAL CONCERNS



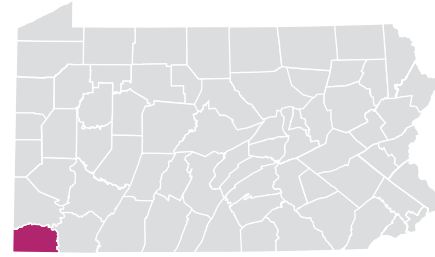
NOTE: A report may have more than one concern for each report; therefore, the total number of concerns will be greater than the total number of reports. In some reports, more than one child was assessed with valid concerns; therefore, the number of children assessed exceeds the number of valid assessed reports.

BREAKDOWN REPORTS SCREENED OUT BY REASON

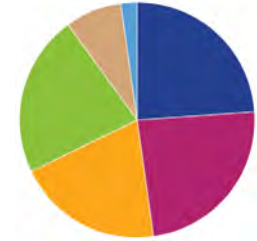


GREENE COUNTY

RURAL // POPULATION • 35,781 / POPULATION UNDER 18 • 6,842



TYPES OF ALLEGATIONS SUBSTANTIATED REPORTS



50 TOTAL ALLEGATIONS

- 12** (24.0%) Sexual Abuse
- 12** (24.0%) Physical Abuse/Bodily Injury
- 10** (20.0%) Reasonable Likelihood of Bodily Injury
- 11** (22.0%) Serious Physical Neglect
- 4** (8.0%) Engaging in Per Se Acts
- 1** (2.0%) Likelihood of Sexual Abuse/Exploitation
- 0** (0.0%) Severe Form of Trafficking in Persons or Sex Trafficking
- 0** (0.0%) Serious Mental Injury
- 0** (0.0%) Munchausen Syndrome by Proxy/Medical Abuse

▲ NOTE: A report may have more than one allegation for each report; therefore, the total number of allegations will be greater than the total number of reports.

2023 REPORTS OF CHILD ABUSE

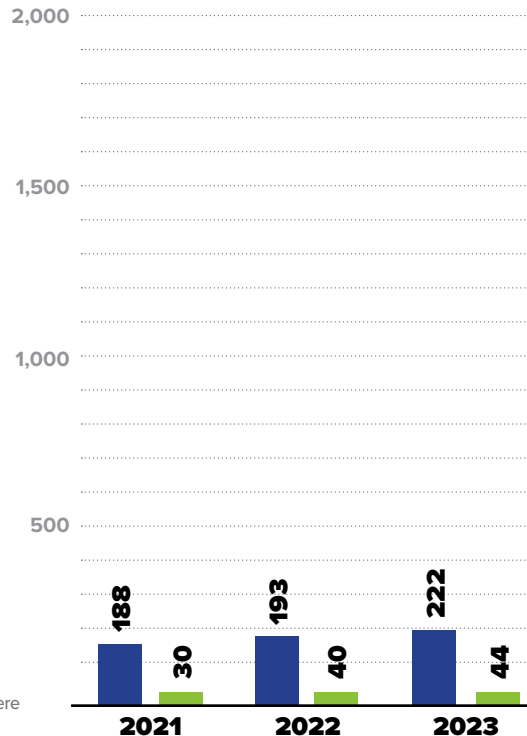
222

■ TOTAL REPORTS

44

■ SUBSTANTIATED REPORTS

▲ NOTE: CPS and GPS data reported were investigated and substantiated by the CCYA and may vary from statewide data which include both CCYA and OCYF Regional Office investigations.



▲ NOTE: 2021 totals above will not align with the 2021 totals in this same table in the 2021 report, as regional investigations were included for that year in error in the 2021 report.

SUBSTANTIATED REPORTS BY SEX OF VICTIM

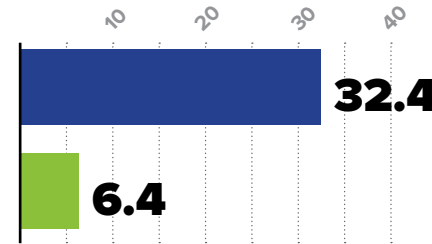
FEMALE

21
47.7%

MALE

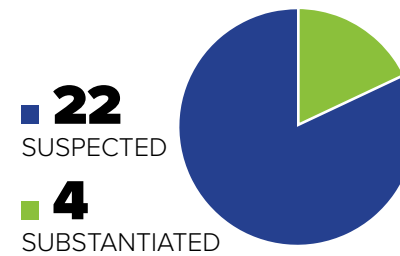
23
52.3%

CHILD ABUSE REPORTS PER 1,000 CHILDREN



■ TOTAL ■ SUBSTANTIATED

CASES OF REPEAT ABUSE SUBSTANTIATED REPORTS



\$995,372

EXPENDITURES CHILD ABUSE
INVESTIGATIONS AND GENERAL
PROTECTIVE SERVICES ASSESSMENTS



2023 SUBSTANTIATED FATALITIES

0/57 MALE FEMALE

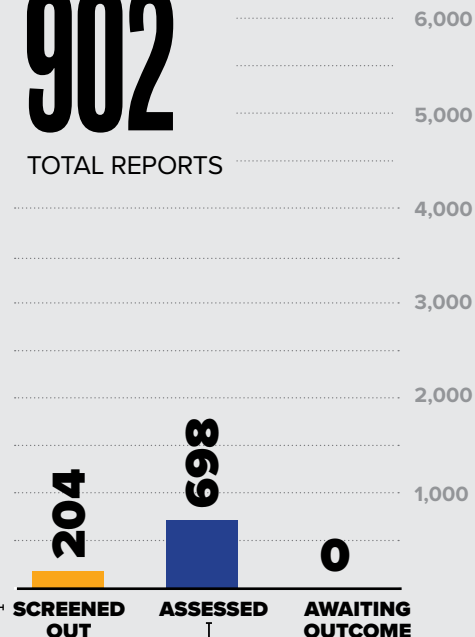
2023 SUBSTANTIATED NEAR FATALITIES

0/119 MALE FEMALE

2023 REPORTS OF GENERAL PROTECTIVE SERVICES

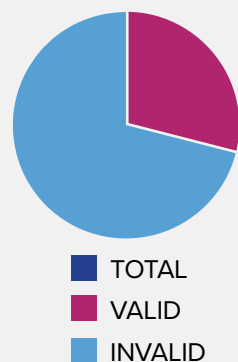
902

TOTAL REPORTS



BREAKDOWN VALID ASSESSED REPORTS

204



NUMBER OF CHILDREN ASSESSED

1,118

TOTAL

334

VALID

CHILDREN
ASSESSED
PER 1,000
CHILDREN

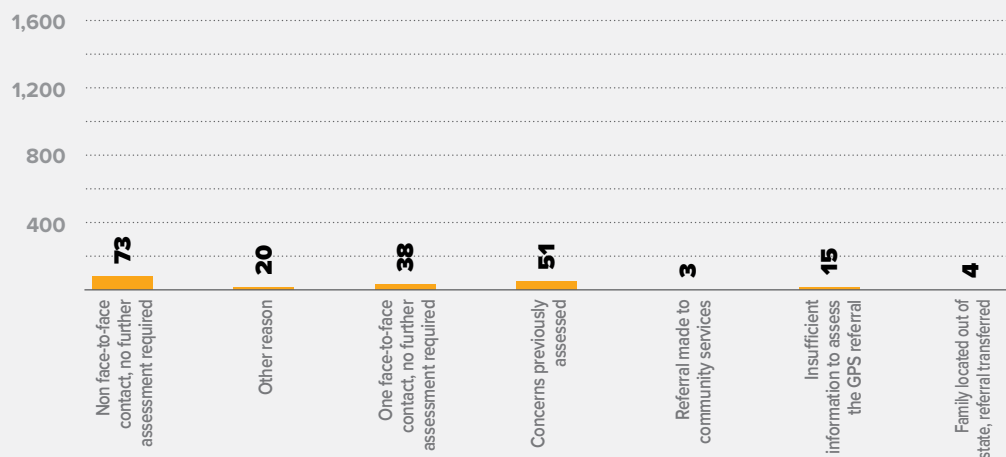
163.4

TOTAL

48.8

VALID

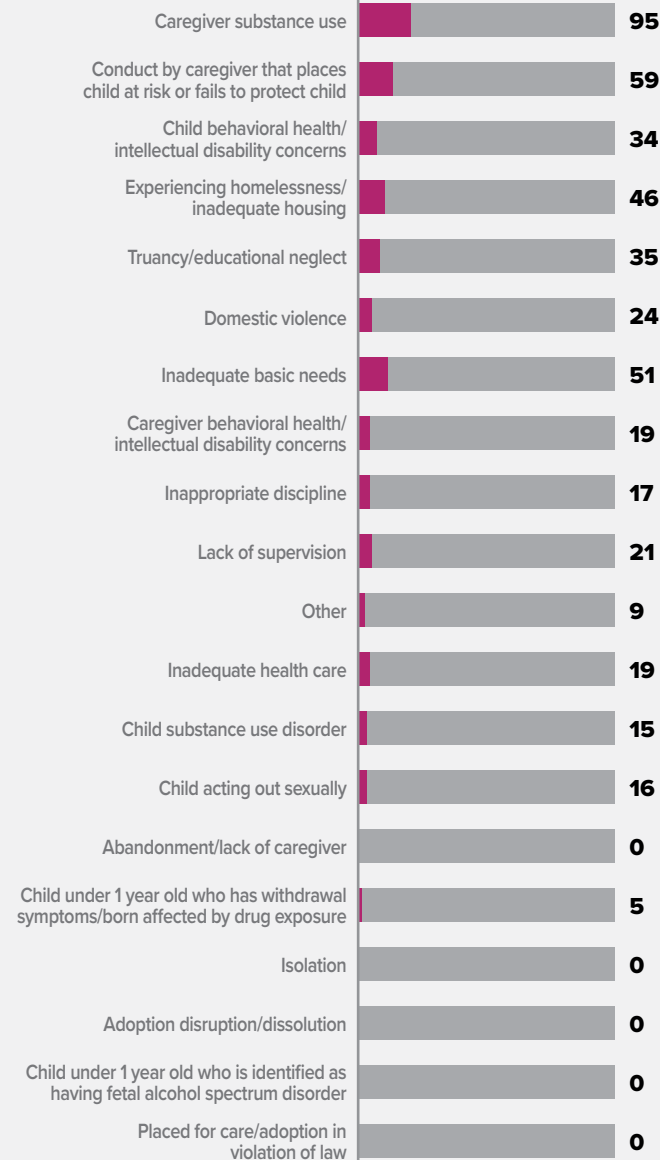
BREAKDOWN REPORTS SCREENED OUT BY REASON



VALID GPS CONCERNS BY TYPE

465

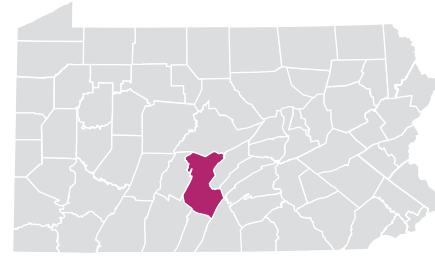
TOTAL CONCERNS



NOTE: A report may have more than one concern for each report; therefore, the total number of concerns will be greater than the total number of reports. In some reports, more than one child was assessed with valid concerns; therefore, the number of children assessed exceeds the number of valid assessed reports.

HUNTINGDON COUNTY

RURAL // POPULATION • 44,123 / POPULATION UNDER 18 • 7,824



2023 REPORTS OF CHILD ABUSE

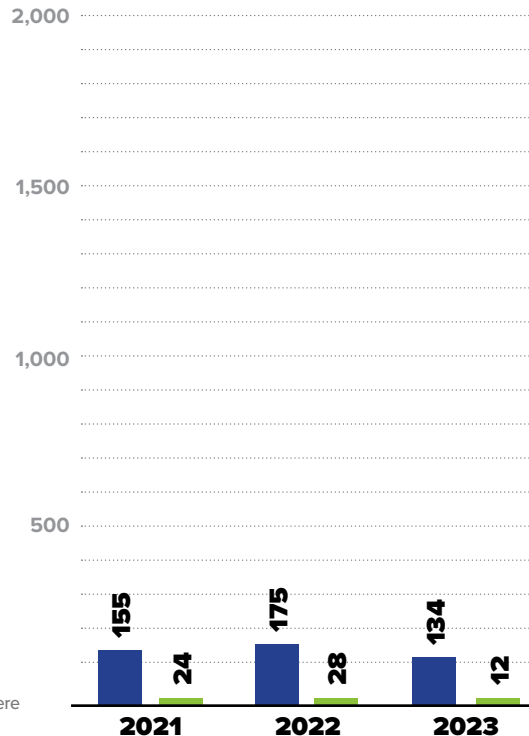
134

■ TOTAL REPORTS

12

■ SUBSTANTIATED REPORTS

▲ NOTE: CPS and GPS data reported were investigated and substantiated by the CCYA and may vary from statewide data which include both CCYA and OCYF Regional Office investigations.



▲ NOTE: 2021 totals above will not align with the 2021 totals in this same table in the 2021 report, as regional investigations were included for that year in error in the 2021 report.

SUBSTANTIATED REPORTS BY SEX OF VICTIM

FEMALE

6

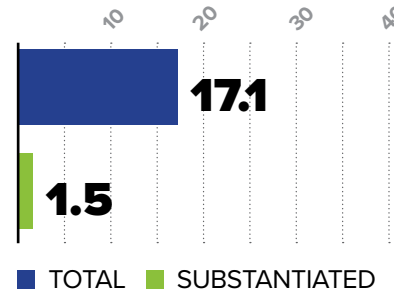
50.0%

MALE

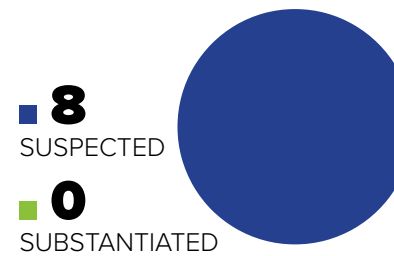
6

50.0%

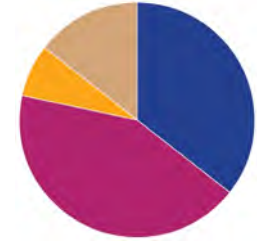
CHILD ABUSE REPORTS PER 1,000 CHILDREN



CASES OF REPEAT ABUSE SUBSTANTIATED REPORTS



TYPES OF ALLEGATIONS SUBSTANTIATED REPORTS



14 TOTAL ALLEGATIONS

- **5** (35.7%) Sexual Abuse
- **6** (42.9%) Physical Abuse/Bodily Injury
- **1** (7.1%) Reasonable Likelihood of Bodily Injury
- **0** (0.0%) Serious Physical Neglect
- **2** (14.3%) Engaging in Per Se Acts
- **0** (0.0%) Likelihood of Sexual Abuse/Exploitation
- **0** (0.0%) Severe Form of Trafficking in Persons or Sex Trafficking
- **0** (0.0%) Serious Mental Injury
- **0** (0.0%) Munchausen Syndrome by Proxy/Medical Abuse

▲ NOTE: A report may have more than one allegation for each report; therefore, the total number of allegations will be greater than the total number of reports.

\$2,109,943

EXPENDITURES CHILD ABUSE INVESTIGATIONS AND GENERAL PROTECTIVE SERVICES ASSESSMENTS



2023 SUBSTANTIATED FATALITIES

0/57 MALE FEMALE

2023 SUBSTANTIATED NEAR FATALITIES

0/119 MALE FEMALE

2023 REPORTS OF GENERAL PROTECTIVE SERVICES

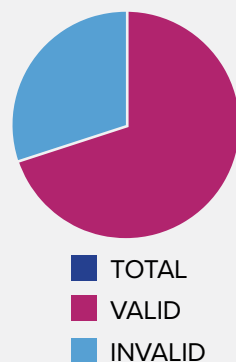
771

TOTAL REPORTS



BREAKDOWN VALID ASSESSED REPORTS

289



NUMBER OF CHILDREN ASSESSED

633 TOTAL

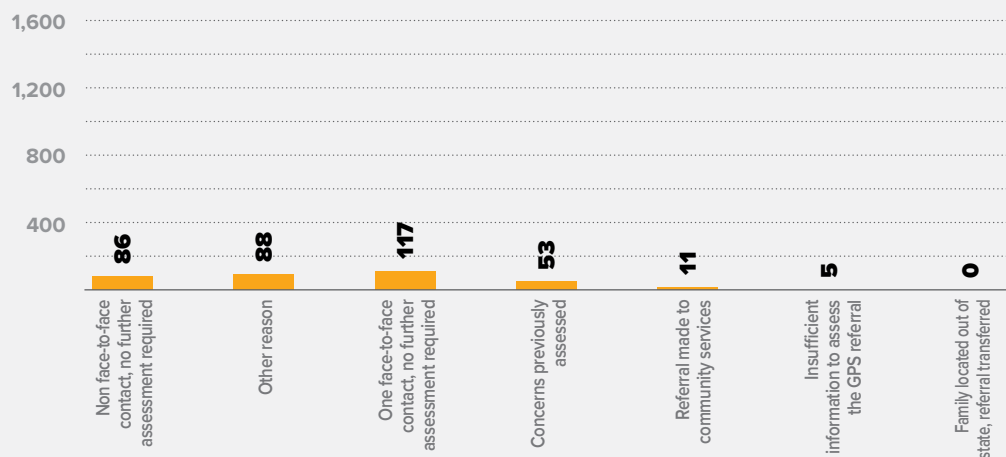
430 VALID

CHILDREN
ASSESSED
PER 1,000
CHILDREN

80.9 TOTAL

55.0 VALID

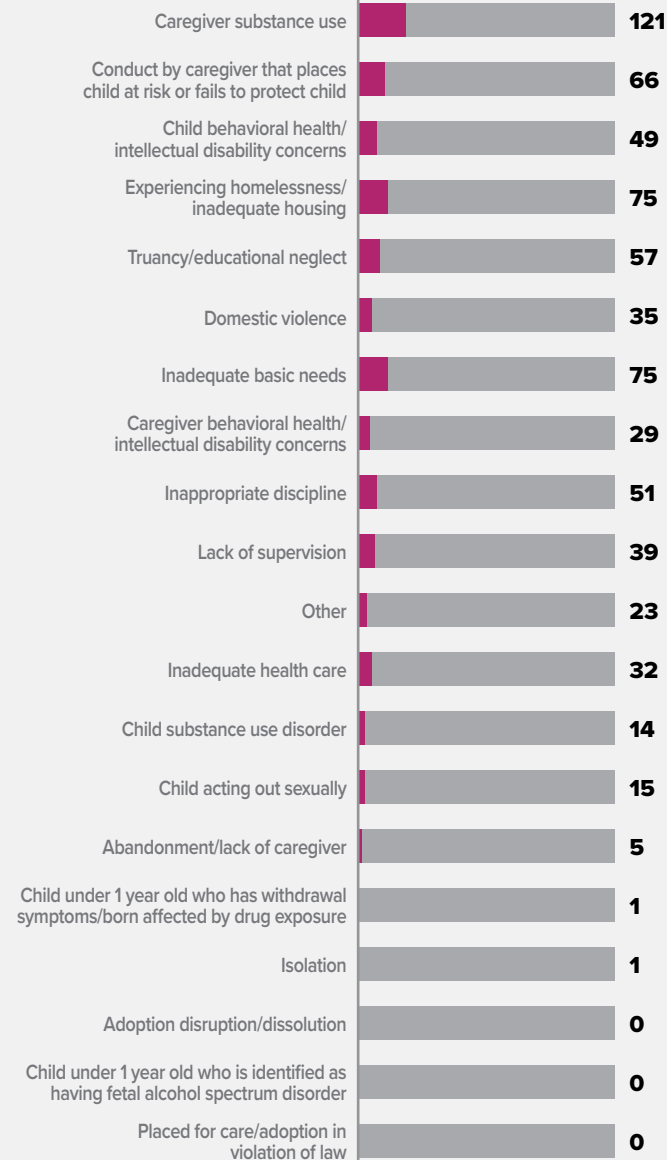
BREAKDOWN REPORTS SCREENED OUT BY REASON



VALID GPS CONCERNS BY TYPE

688

TOTAL CONCERNS



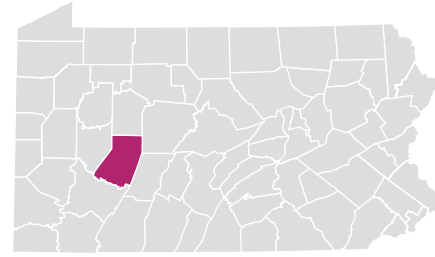
HUNTINGDON COUNTY

NOTE: A report may have more than one concern for each report; therefore, the total number of concerns will be greater than the total number of reports. In some reports, more than one child was assessed with valid concerns; therefore, the number of children assessed exceeds the number of valid assessed reports.

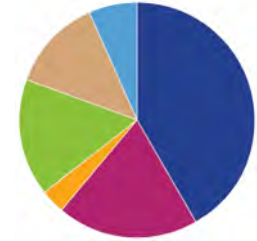


INDIANA COUNTY

RURAL // POPULATION • 83,394 / POPULATION UNDER 18 • 14,928



TYPES OF ALLEGATIONS SUBSTANTIATED REPORTS



31 TOTAL ALLEGATIONS

- 13** (41.9%) Sexual Abuse
- 6** (19.4%) Physical Abuse/Bodily Injury
- 1** (3.2%) Reasonable Likelihood of Bodily Injury
- 5** (16.1%) Serious Physical Neglect
- 4** (12.9%) Engaging in Per Se Acts
- 2** (6.5%) Likelihood of Sexual Abuse/Exploitation
- 0** (0.0%) Severe Form of Trafficking in Persons or Sex Trafficking
- 0** (0.0%) Serious Mental Injury
- 0** (0.0%) Munchausen Syndrome by Proxy/Medical Abuse

▲ NOTE: A report may have more than one allegation for each report; therefore, the total number of allegations will be greater than the total number of reports.

2023 REPORTS OF CHILD ABUSE

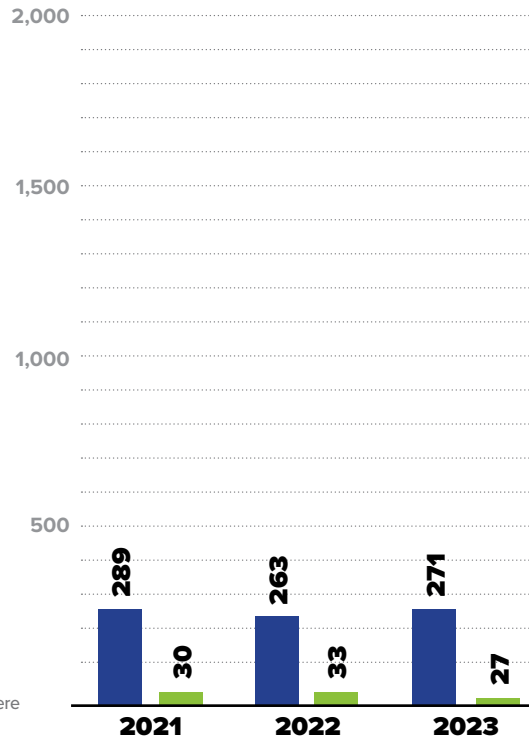
271

■ TOTAL REPORTS

27

■ SUBSTANTIATED REPORTS

▲ NOTE: CPS and GPS data reported were investigated and substantiated by the CCYA and may vary from statewide data which include both CCYA and OCYF Regional Office investigations.



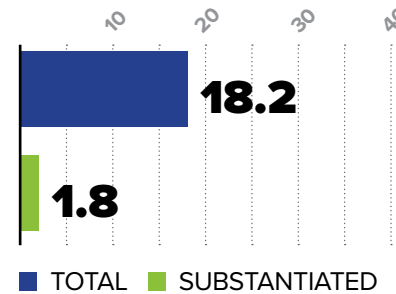
▲ NOTE: 2021 totals above will not align with the 2021 totals in this same table in the 2021 report, as regional investigations were included for that year in error in the 2021 report.

SUBSTANTIATED REPORTS BY SEX OF VICTIM

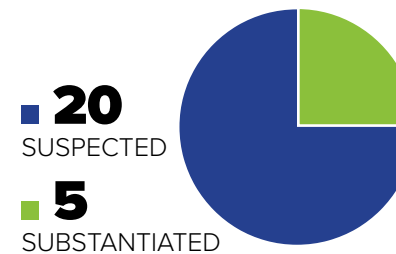
FEMALE
14
51.9%

MALE
13
48.1%

CHILD ABUSE REPORTS PER 1,000 CHILDREN




CASES OF REPEAT ABUSE SUBSTANTIATED REPORTS



\$536,864

EXPENDITURES CHILD ABUSE
INVESTIGATIONS AND GENERAL
PROTECTIVE SERVICES ASSESSMENTS



▲ NOTE: Indiana County has not reported their total expenditures for SFY 2023; Therefore, the total county expenditures is underreported. Expenditure data is included through March 7, 2024.

2023 SUBSTANTIATED FATALITIES

0/57 MALE FEMALE

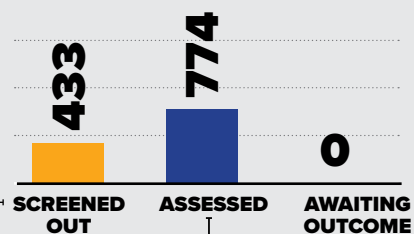
2023 SUBSTANTIATED NEAR FATALITIES

0/119 MALE FEMALE

2023 REPORTS OF GENERAL PROTECTIVE SERVICES

1,207

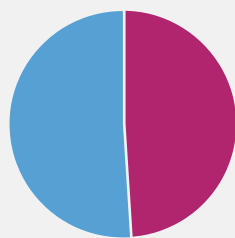
TOTAL REPORTS



6,000
5,000
4,000
3,000
2,000
1,000

BREAKDOWN VALID ASSESSED REPORTS

380



■ TOTAL
■ VALID
■ INVALID

NUMBER OF CHILDREN ASSESSED

1,090 TOTAL

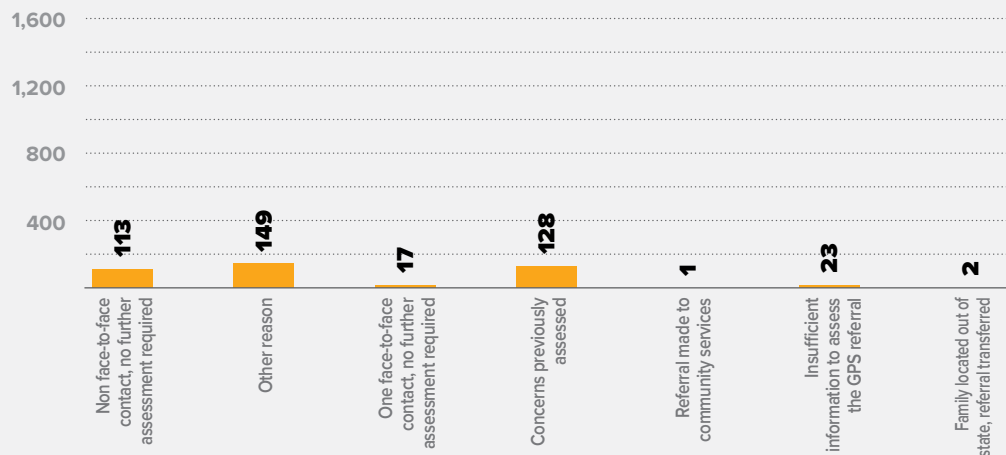
527 VALID

CHILDREN
ASSESSED
PER 1,000
CHILDREN

73.0 TOTAL

35.3 VALID

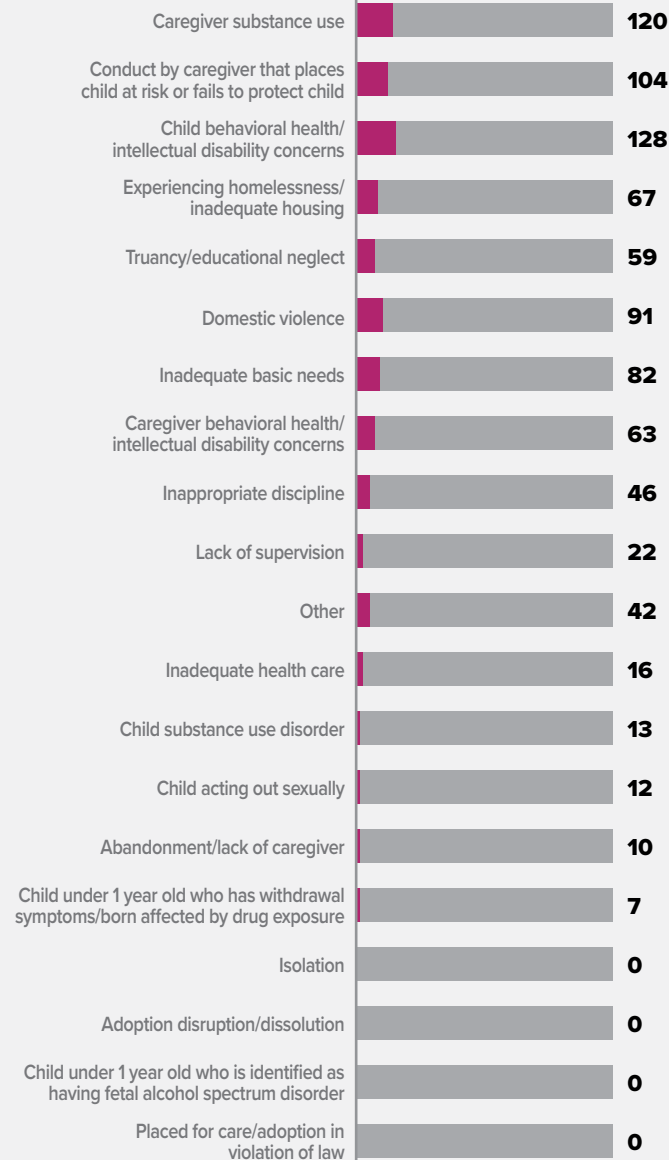
BREAKDOWN REPORTS SCREENED OUT BY REASON



VALID GPS CONCERNS BY TYPE

882

TOTAL CONCERNS



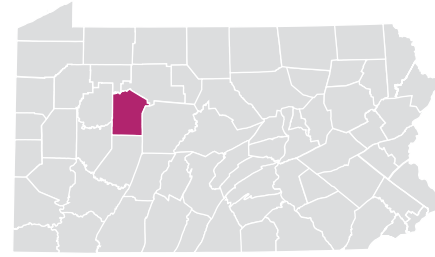
INDIANA COUNTY

NOTE: A report may have more than one concern for each report; therefore, the total number of concerns will be greater than the total number of reports. In some reports, more than one child was assessed with valid concerns; therefore, the number of children assessed exceeds the number of valid assessed reports.



JEFFERSON COUNTY

RURAL // POPULATION • 44,326 / POPULATION UNDER 18 • 9,441



2023 REPORTS OF CHILD ABUSE

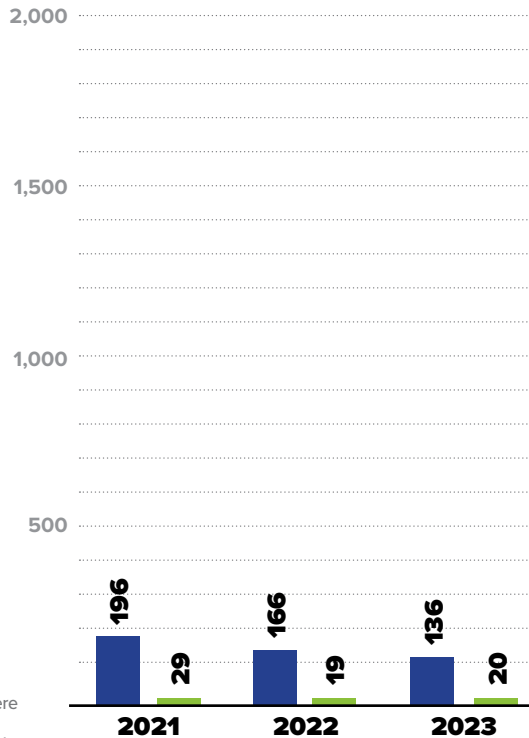
136

■ TOTAL REPORTS

20

■ SUBSTANTIATED REPORTS

▲ NOTE: CPS and GPS data reported were investigated and substantiated by the CCYA and may vary from statewide data which include both CCYA and OCYF Regional Office investigations.



▲ NOTE: 2021 totals above will not align with the 2021 totals in this same table in the 2021 report, as regional investigations were included for that year in error in the 2021 report.

SUBSTANTIATED REPORTS BY SEX OF VICTIM

FEMALE

12

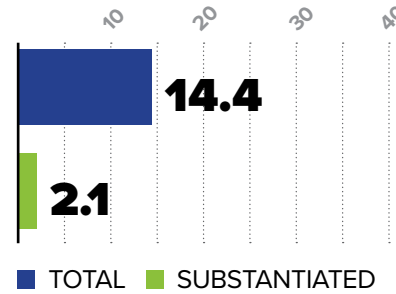
60.0%

MALE

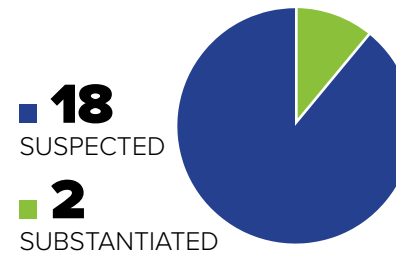
8

40.0%

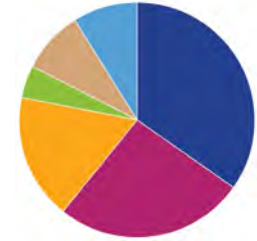
CHILD ABUSE REPORTS PER 1,000 CHILDREN



CASES OF REPEAT ABUSE SUBSTANTIATED REPORTS



TYPES OF ALLEGATIONS SUBSTANTIATED REPORTS



23 TOTAL ALLEGATIONS

- **8** (34.8%) Sexual Abuse
- **6** (26.1%) Physical Abuse/Bodily Injury
- **4** (17.4%) Reasonable Likelihood of Bodily Injury
- **1** (4.3%) Serious Physical Neglect
- **2** (8.7%) Engaging in Per Se Acts
- **2** (8.7%) Likelihood of Sexual Abuse/Exploitation
- **0** (0.0%) Severe Form of Trafficking in Persons or Sex Trafficking
- **0** (0.0%) Serious Mental Injury
- **0** (0.0%) Munchausen Syndrome by Proxy/Medical Abuse

▲ NOTE: A report may have more than one allegation for each report; therefore, the total number of allegations will be greater than the total number of reports.

\$0

EXPENDITURES CHILD ABUSE INVESTIGATIONS AND GENERAL PROTECTIVE SERVICES ASSESSMENTS



2023 SUBSTANTIATED FATALITIES

0/57 MALE FEMALE

2023 SUBSTANTIATED NEAR FATALITIES

0/119 MALE FEMALE

▲ NOTE: Jefferson County has not reported their total expenditures for SFY 2023; Therefore, the total county expenditures is underreported. Expenditure data is included through March 7, 2024.

2023 REPORTS OF GENERAL PROTECTIVE SERVICES

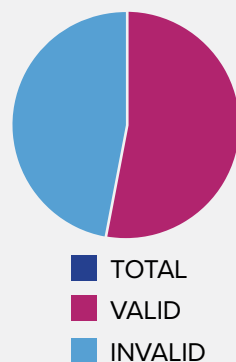
782

TOTAL REPORTS



BREAKDOWN VALID ASSESSED REPORTS

185



NUMBER OF CHILDREN ASSESSED

521 TOTAL

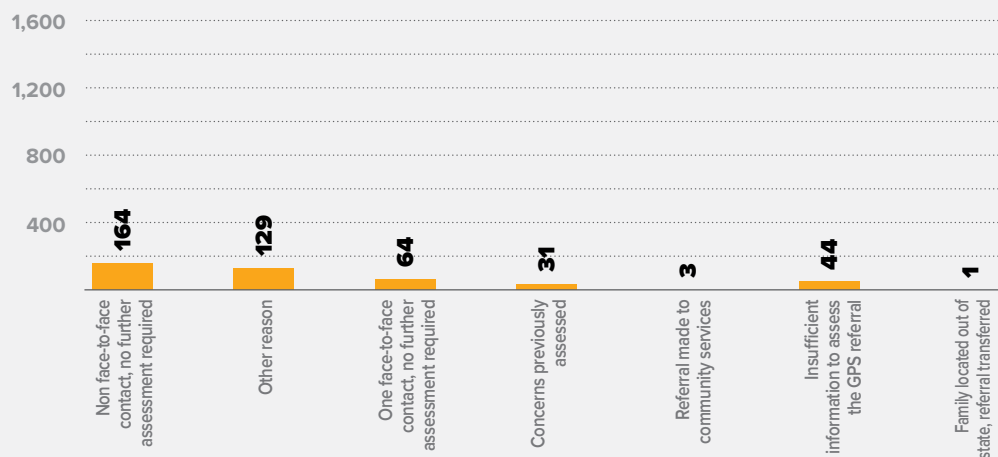
272 VALID

CHILDREN
ASSESSED
PER 1,000
CHILDREN

55.2 TOTAL

28.8 VALID

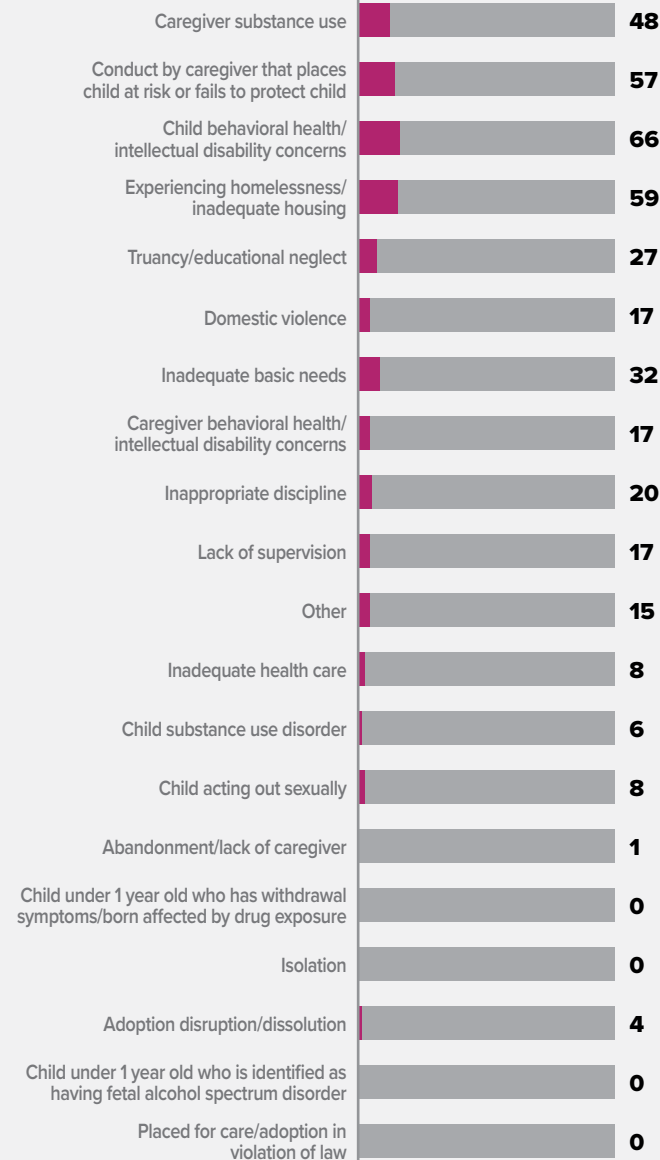
BREAKDOWN REPORTS SCREENED OUT BY REASON



VALID GPS CONCERNS BY TYPE

402

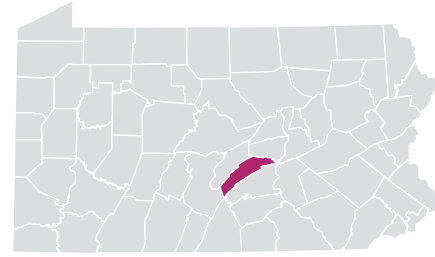
TOTAL CONCERNS



NOTE: A report may have more than one concern for each report; therefore, the total number of concerns will be greater than the total number of reports. In some reports, more than one child was assessed with valid concerns; therefore, the number of children assessed exceeds the number of valid assessed reports.

JUNIATA COUNTY

RURAL // POPULATION • 23,535 / POPULATION UNDER 18 • 5,228



2023 REPORTS OF CHILD ABUSE

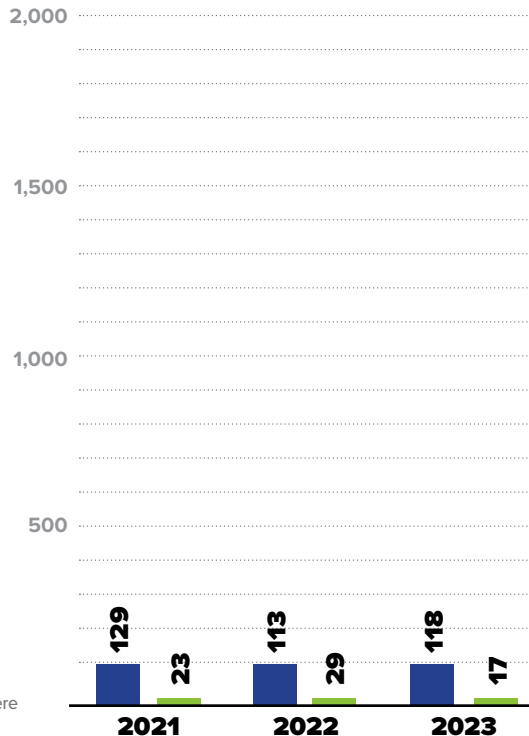
118

■ TOTAL REPORTS

17

■ SUBSTANTIATED REPORTS

▲ NOTE: CPS and GPS data reported were investigated and substantiated by the CCYA and may vary from statewide data which include both CCYA and OCYF Regional Office investigations.



▲ NOTE: 2021 totals above will not align with the 2021 totals in this same table in the 2021 report, as regional investigations were included for that year in error in the 2021 report.

SUBSTANTIATED REPORTS BY SEX OF VICTIM

FEMALE

11

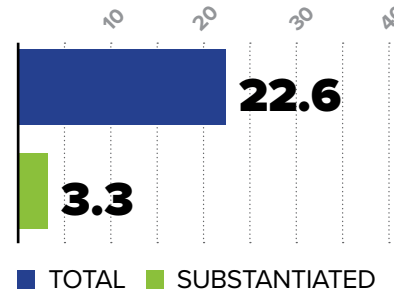
64.7%

MALE

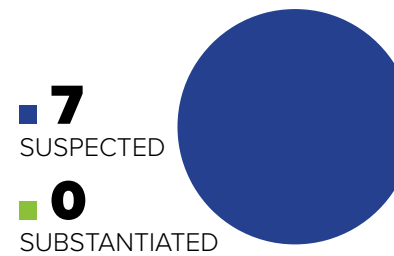
6

35.3%

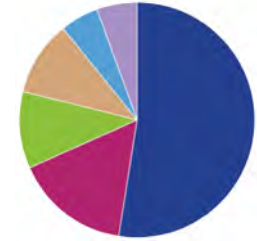
CHILD ABUSE REPORTS PER 1,000 CHILDREN



CASES OF REPEAT ABUSE SUBSTANTIATED REPORTS



TYPES OF ALLEGATIONS SUBSTANTIATED REPORTS



19 TOTAL ALLEGATIONS

- **10** (52.6%) Sexual Abuse
- **3** (15.8%) Physical Abuse/Bodily Injury
- **0** (0.0%) Reasonable Likelihood of Bodily Injury
- **2** (10.5%) Serious Physical Neglect
- **2** (10.5%) Engaging in Per Se Acts
- **1** (5.3%) Likelihood of Sexual Abuse/Exploitation
- **1** (5.3%) Severe Form of Trafficking in Persons or Sex Trafficking
- **0** (0.0%) Serious Mental Injury
- **0** (0.0%) Munchausen Syndrome by Proxy/Medical Abuse

▲ NOTE: A report may have more than one allegation for each report; therefore, the total number of allegations will be greater than the total number of reports.

\$550,592

EXPENDITURES CHILD ABUSE INVESTIGATIONS AND GENERAL PROTECTIVE SERVICES ASSESSMENTS



2023 SUBSTANTIATED FATALITIES

0/57 MALE FEMALE

2023 SUBSTANTIATED NEAR FATALITIES

0/119 MALE FEMALE

2023 REPORTS OF GENERAL PROTECTIVE SERVICES

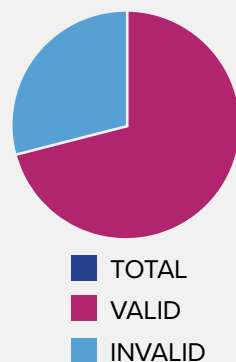
362

TOTAL REPORTS



BREAKDOWN VALID ASSESSED REPORTS

190



NUMBER OF CHILDREN ASSESSED

360 TOTAL

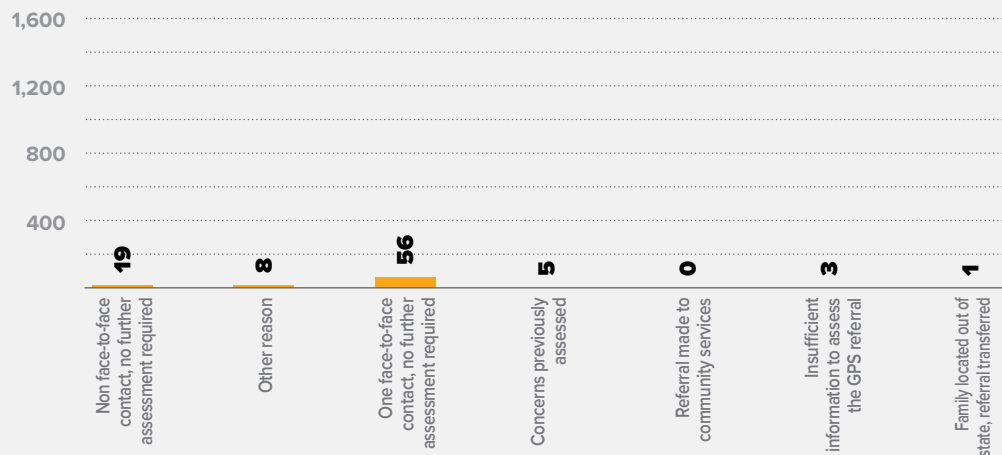
237 VALID

CHILDREN
ASSESSED
PER 1,000
CHILDREN

68.9 TOTAL

45.3 VALID

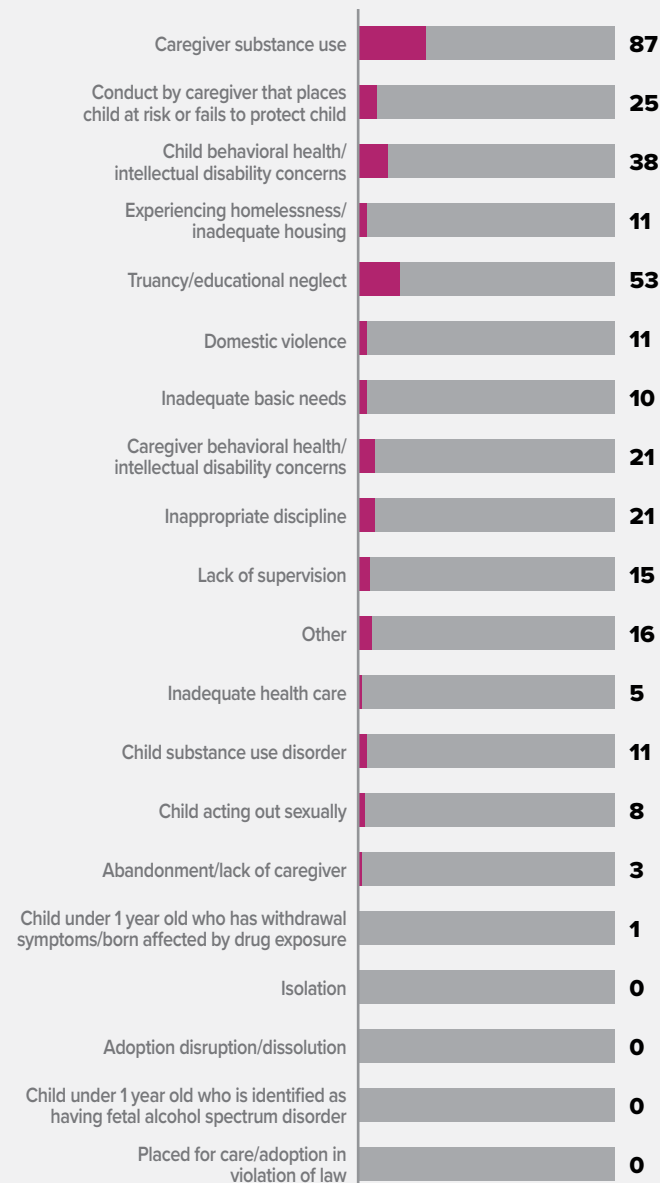
BREAKDOWN REPORTS SCREENED OUT BY REASON



VALID GPS CONCERNS BY TYPE

336

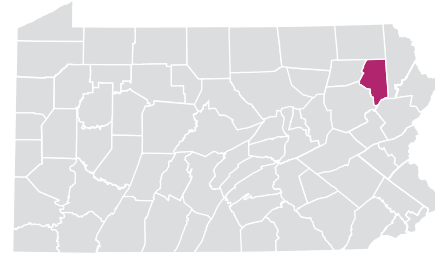
TOTAL CONCERNS



NOTE: A report may have more than one concern for each report; therefore, the total number of concerns will be greater than the total number of reports. In some reports, more than one child was assessed with valid concerns; therefore, the number of children assessed exceeds the number of valid assessed reports.

LACKAWANNA COUNTY

URBAN // POPULATION • 215,672 / POPULATION UNDER 18 • 44,078



2023 REPORTS OF CHILD ABUSE

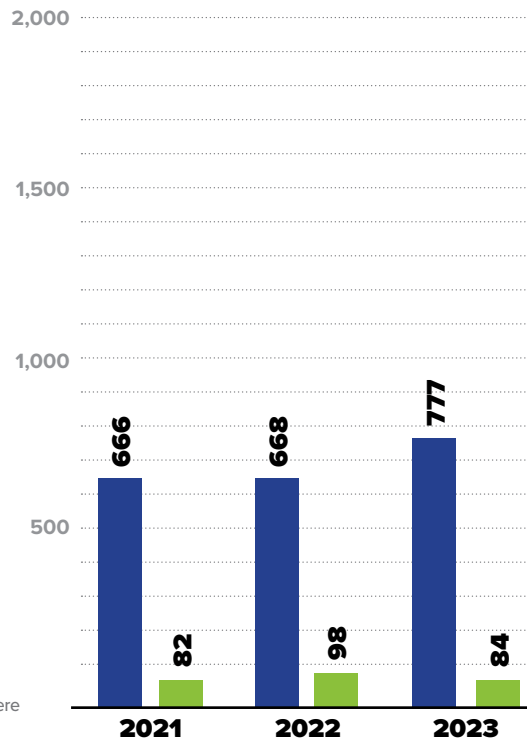
777

■ TOTAL REPORTS

84

■ SUBSTANTIATED
REPORTS

▲ NOTE: CPS and GPS data reported were investigated and substantiated by the CCYA and may vary from statewide data which include both CCYA and OCYF Regional Office investigations.



▲ NOTE: 2021 totals above will not align with the 2021 totals in this same table in the 2021 report, as regional investigations were included for that year in error in the 2021 report.

SUBSTANTIATED REPORTS BY SEX OF VICTIM

FEMALE

46

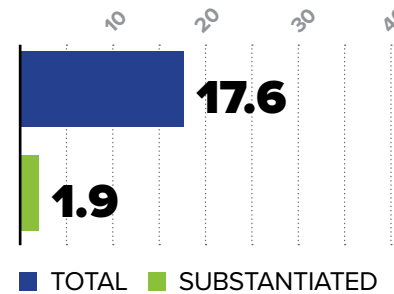
54.8%

MALE

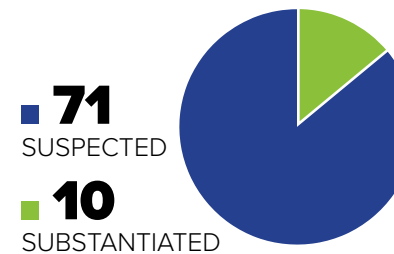
38

45.2%

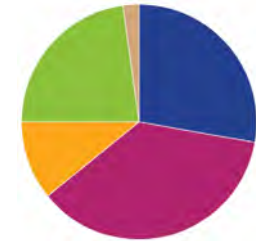
CHILD ABUSE REPORTS PER 1,000 CHILDREN



CASES OF REPEAT ABUSE SUBSTANTIATED REPORTS



TYPES OF ALLEGATIONS SUBSTANTIATED REPORTS



93 TOTAL
ALLEGATIONS

- **26** (28.0%) Sexual Abuse
- **34** (36.6%) Physical Abuse/Bodily Injury
- **10** (10.8%) Reasonable Likelihood of Bodily Injury
- **21** (22.6%) Serious Physical Neglect
- **2** (2.2%) Engaging in Per Se Acts
- **0** (0.0%) Likelihood of Sexual Abuse/Exploitation
- **0** (0.0%) Severe Form of Trafficking in Persons or Sex Trafficking
- **0** (0.0%) Serious Mental Injury
- **0** (0.0%) Munchausen Syndrome by Proxy/Medical Abuse

▲ NOTE: A report may have more than one allegation for each report; therefore, the total number of allegations will be greater than the total number of reports.

\$7,932,913

EXPENDITURES CHILD ABUSE
INVESTIGATIONS AND GENERAL
PROTECTIVE SERVICES ASSESSMENTS



2023 SUBSTANTIATED FATALITIES

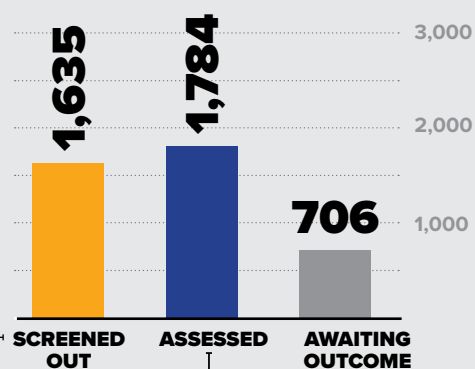
1/57 MALE **1** FEMALE **0**

2023 SUBSTANTIATED NEAR FATALITIES

6/119 MALE **4** FEMALE **2**

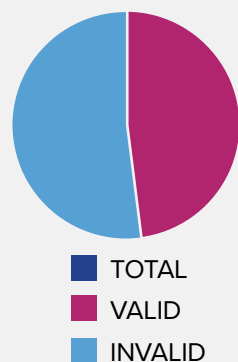
2023 REPORTS OF GENERAL PROTECTIVE SERVICES

4,125
TOTAL REPORTS



BREAKDOWN VALID ASSESSED REPORTS

856



NUMBER OF CHILDREN ASSESSED

2,770
TOTAL

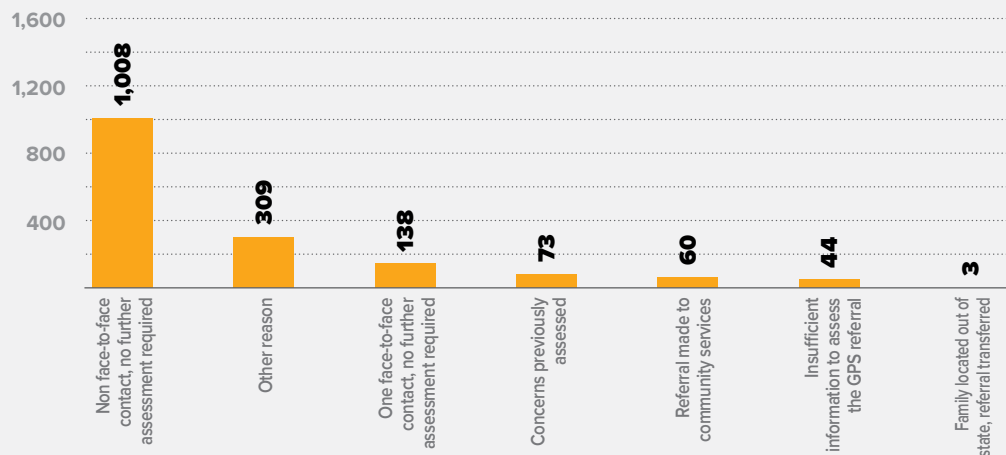
1,304
VALID

CHILDREN
ASSESSED
PER 1,000
CHILDREN

62.8
TOTAL

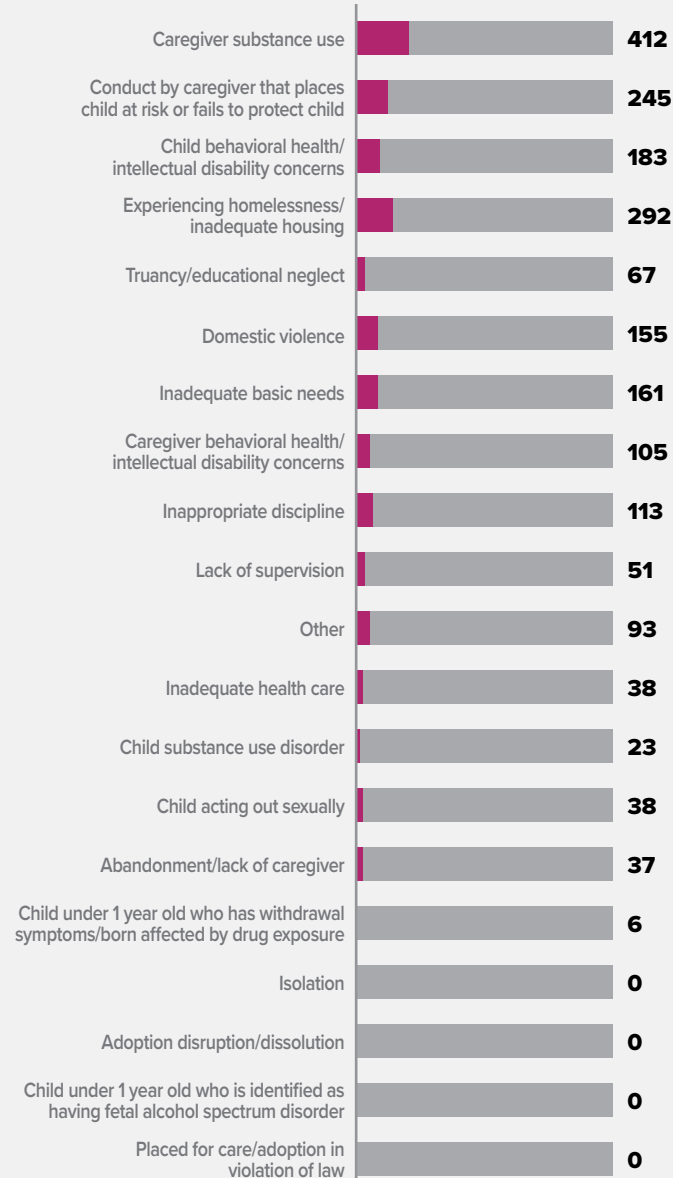
29.6
VALID

BREAKDOWN REPORTS SCREENED OUT BY REASON



VALID GPS CONCERNS BY TYPE

2,019
TOTAL CONCERNS



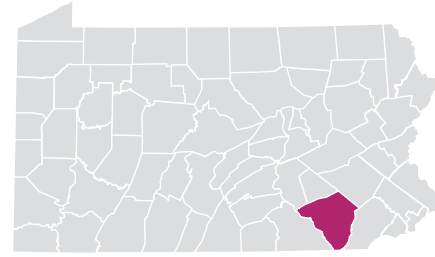
LACKAWANNA COUNTY

NOTE: A report may have more than one concern for each report; therefore, the total number of concerns will be greater than the total number of reports. In some reports, more than one child was assessed with valid concerns; therefore, the number of children assessed exceeds the number of valid assessed reports.



LANCASTER COUNTY

URBAN // POPULATION • 553,202 / POPULATION UNDER 18 • 128,342



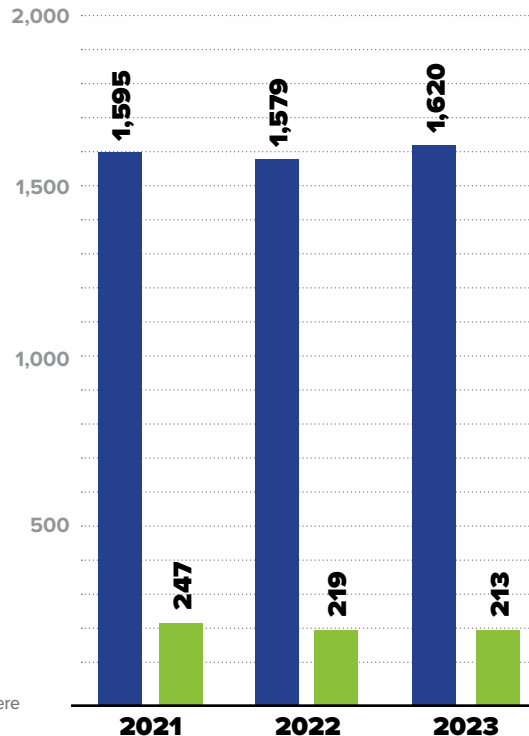
2023 REPORTS OF CHILD ABUSE

1,620
TOTAL REPORTS

213
SUBSTANTIATED REPORTS

■ TOTAL REPORTS
■ SUBSTANTIATED REPORTS

▲ NOTE: CPS and GPS data reported were investigated and substantiated by the CCYA and may vary from statewide data which include both CCYA and OCYF Regional Office investigations.



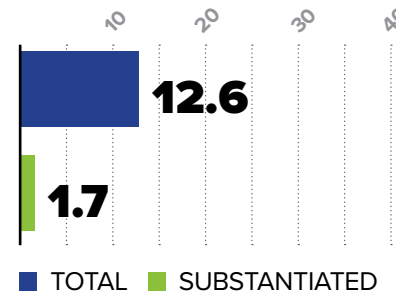
▲ NOTE: 2021 totals above will not align with the 2021 totals in this same table in the 2021 report, as regional investigations were included for that year in error in the 2021 report.

SUBSTANTIATED REPORTS BY SEX OF VICTIM

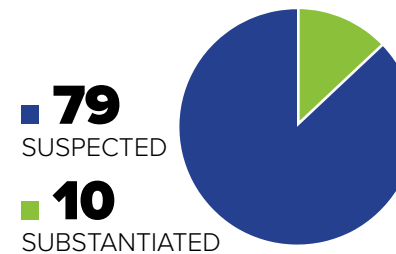
FEMALE
134
62.9%

MALE
79
37.1%

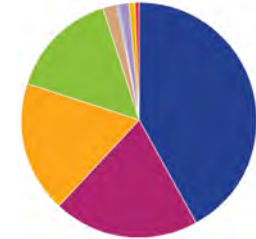
CHILD ABUSE REPORTS PER 1,000 CHILDREN



CASES OF REPEAT ABUSE SUBSTANTIATED REPORTS



TYPES OF ALLEGATIONS SUBSTANTIATED REPORTS



226 TOTAL ALLEGATIONS

- 95** (42.0%) Sexual Abuse
- 45** (19.9%) Physical Abuse/Bodily Injury
- 41** (18.1%) Reasonable Likelihood of Bodily Injury
- 34** (15.0%) Serious Physical Neglect
- 4** (1.8%) Engaging in Per Se Acts
- 1** (0.4%) Likelihood of Sexual Abuse/Exploitation
- 3** (1.3%) Severe Form of Trafficking in Persons or Sex Trafficking
- 2** (0.9%) Serious Mental Injury
- 1** (0.4%) Munchausen Syndrome by Proxy/Medical Abuse

▲ NOTE: A report may have more than one allegation for each report; therefore, the total number of allegations will be greater than the total number of reports.

\$5,608,867

EXPENDITURES CHILD ABUSE INVESTIGATIONS AND GENERAL PROTECTIVE SERVICES ASSESSMENTS



2023 SUBSTANTIATED FATALITIES

6/57 MALE 3 FEMALE 3

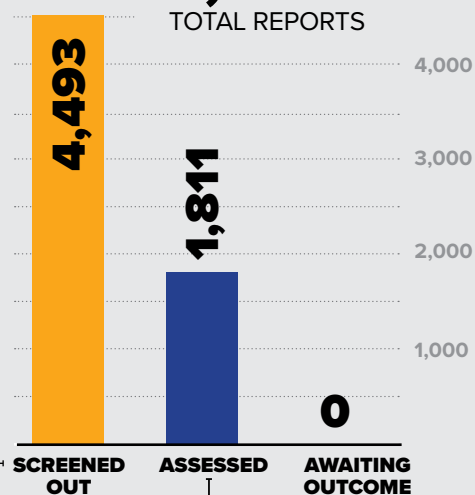
2023 SUBSTANTIATED NEAR FATALITIES

0/119 MALE 0 FEMALE 0

2023 REPORTS OF GENERAL PROTECTIVE SERVICES

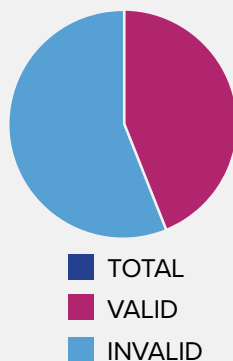
6,304

TOTAL REPORTS



BREAKDOWN VALID ASSESSED REPORTS

790



NUMBER OF CHILDREN ASSESSED

2,674

TOTAL

1,130

VALID

CHILDREN ASSESSED PER 1,000 CHILDREN

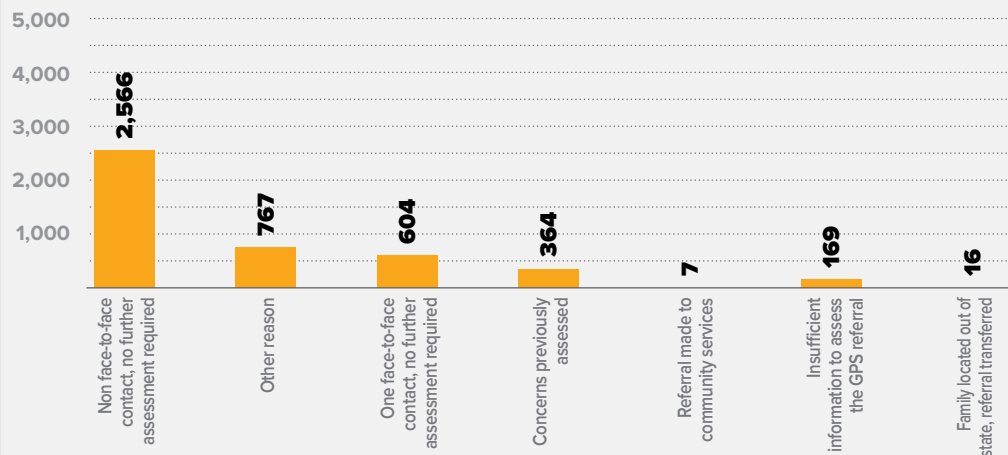
20.8

TOTAL

8.8

VALID

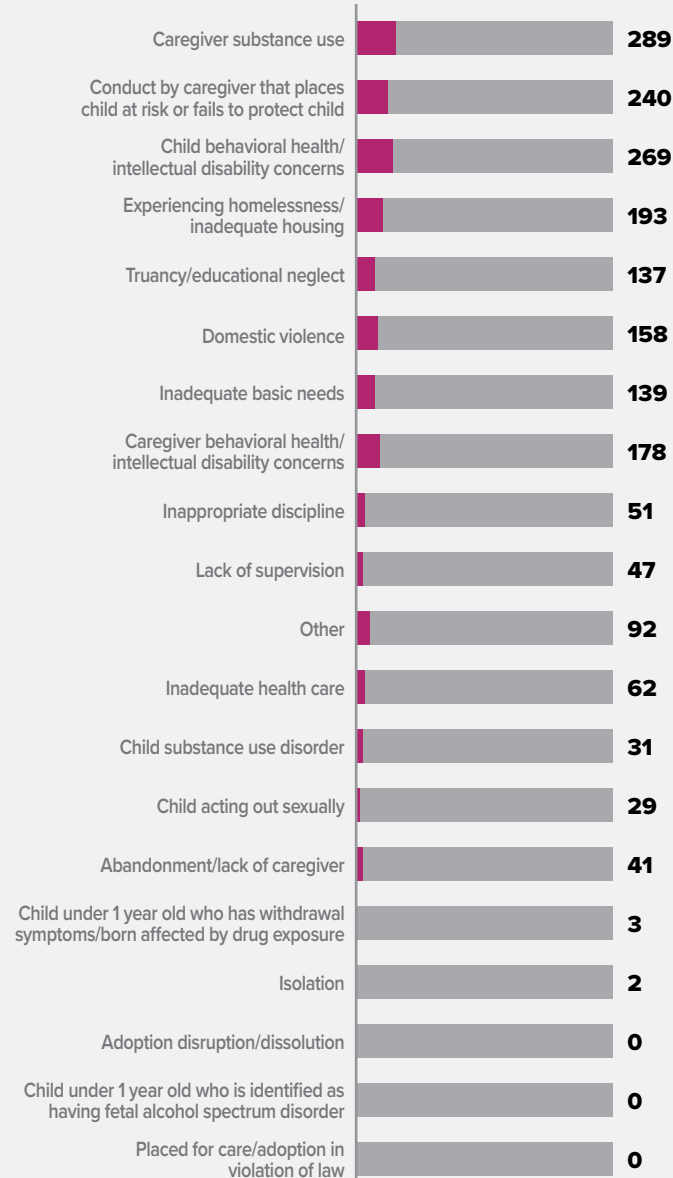
BREAKDOWN REPORTS SCREENED OUT BY REASON



VALID GPS CONCERNS BY TYPE

1,961

TOTAL CONCERNS



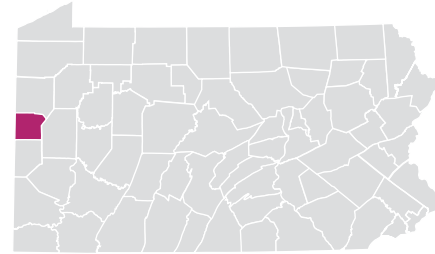
LANCASTER COUNTY

NOTE: A report may have more than one concern for each report; therefore, the total number of concerns will be greater than the total number of reports. In some reports, more than one child was assessed with valid concerns; therefore, the number of children assessed exceeds the number of valid assessed reports.



LAWRENCE COUNTY

RURAL // POPULATION • 85,907 / POPULATION UNDER 18 • 17,097



2023 REPORTS OF CHILD ABUSE

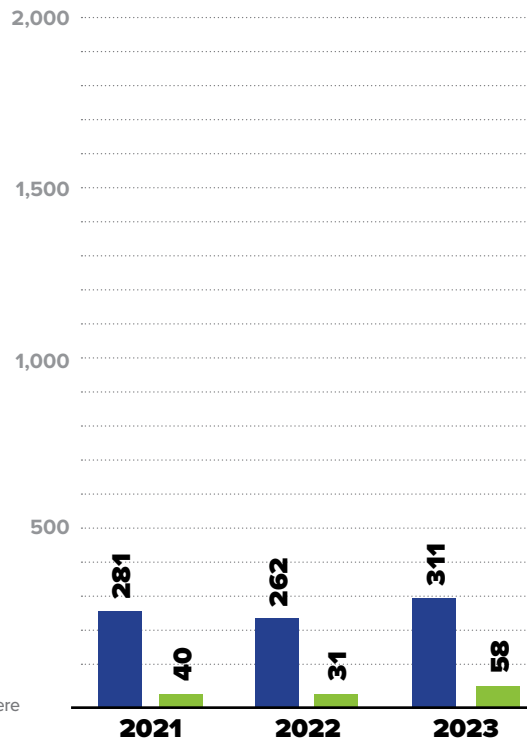
311

■ TOTAL REPORTS

58

■ SUBSTANTIATED REPORTS

▲ NOTE: CPS and GPS data reported were investigated and substantiated by the CCYA and may vary from statewide data which include both CCYA and OCYF Regional Office investigations.



▲ NOTE: 2021 totals above will not align with the 2021 totals in this same table in the 2021 report, as regional investigations were included for that year in error in the 2021 report.

SUBSTANTIATED REPORTS BY SEX OF VICTIM

FEMALE

28

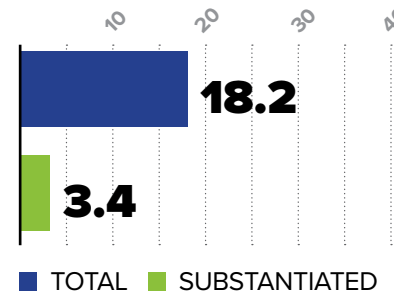
48.3%

MALE

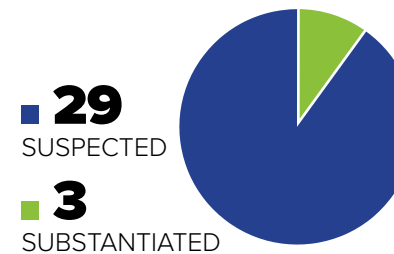
30

51.7%

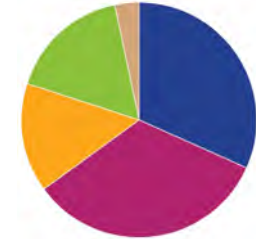
CHILD ABUSE REPORTS PER 1,000 CHILDREN



CASES OF REPEAT ABUSE SUBSTANTIATED REPORTS



TYPES OF ALLEGATIONS SUBSTANTIATED REPORTS




60 TOTAL ALLEGATIONS

- **19** (31.7%) Sexual Abuse
- **20** (33.3%) Physical Abuse/Bodily Injury
- **9** (15.0%) Reasonable Likelihood of Bodily Injury
- **10** (16.7%) Serious Physical Neglect
- **2** (3.3%) Engaging in Per Se Acts
- **0** (0.0%) Likelihood of Sexual Abuse/Exploitation
- **0** (0.0%) Severe Form of Trafficking in Persons or Sex Trafficking
- **0** (0.0%) Serious Mental Injury
- **0** (0.0%) Munchausen Syndrome by Proxy/Medical Abuse

▲ NOTE: A report may have more than one allegation for each report; therefore, the total number of allegations will be greater than the total number of reports.

\$1,170,417

EXPENDITURES CHILD ABUSE INVESTIGATIONS AND GENERAL PROTECTIVE SERVICES ASSESSMENTS



2023 SUBSTANTIATED FATALITIES

2/57 MALE **1** FEMALE **1**

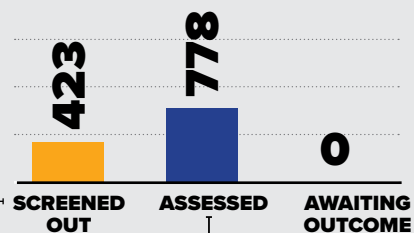
2023 SUBSTANTIATED NEAR FATALITIES

2/119 MALE **1** FEMALE **1**

2023 REPORTS OF GENERAL PROTECTIVE SERVICES

1,201

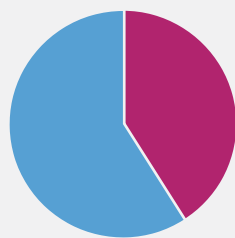
TOTAL REPORTS



6,000
5,000
4,000
3,000
2,000
1,000

BREAKDOWN VALID ASSESSED REPORTS

318



■ TOTAL
■ VALID
■ INVALID

NUMBER OF CHILDREN ASSESSED

1,162

TOTAL

449

VALID

CHILDREN ASSESSED PER 1,000 CHILDREN

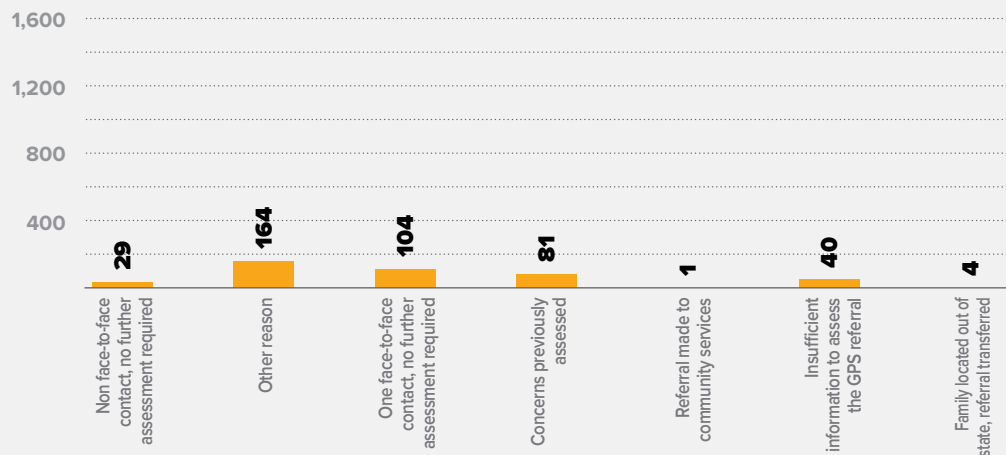
68.0

TOTAL

26.3

VALID

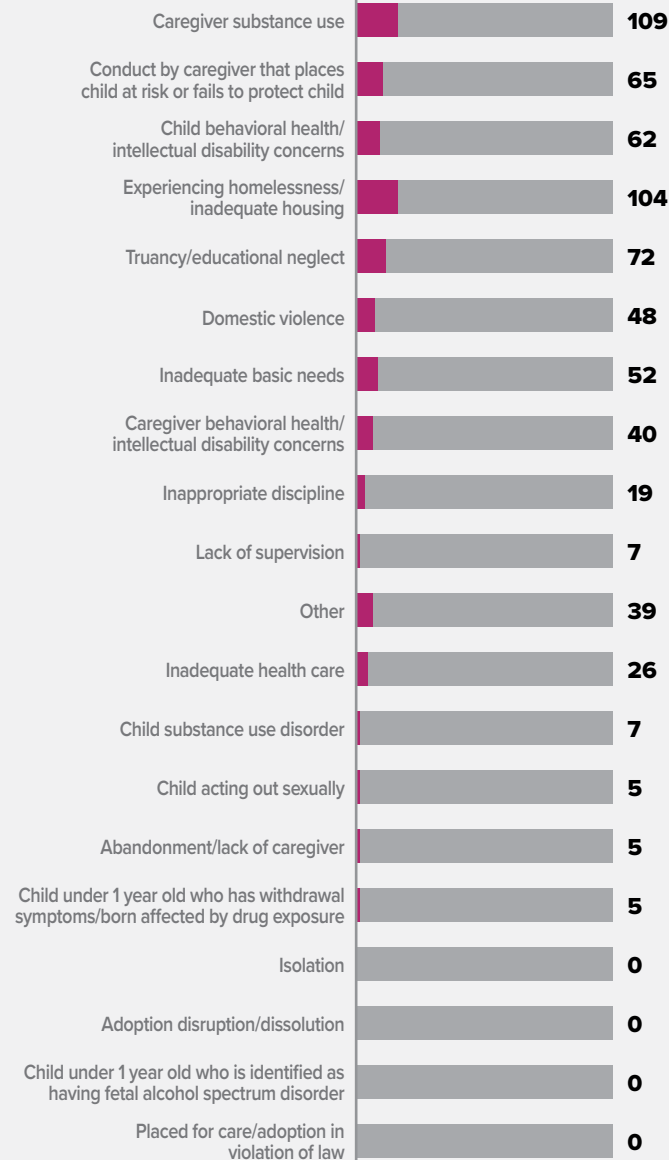
BREAKDOWN REPORTS SCREENED OUT BY REASON



VALID GPS CONCERNS BY TYPE

665

TOTAL CONCERNS



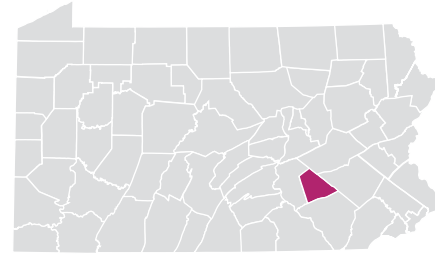
LAWRENCE COUNTY

NOTE: A report may have more than one concern for each report; therefore, the total number of concerns will be greater than the total number of reports. In some reports, more than one child was assessed with valid concerns; therefore, the number of children assessed exceeds the number of valid assessed reports.



LEBANON COUNTY

URBAN // POPULATION • 143,258 / POPULATION UNDER 18 • 32,416



2023 REPORTS OF CHILD ABUSE

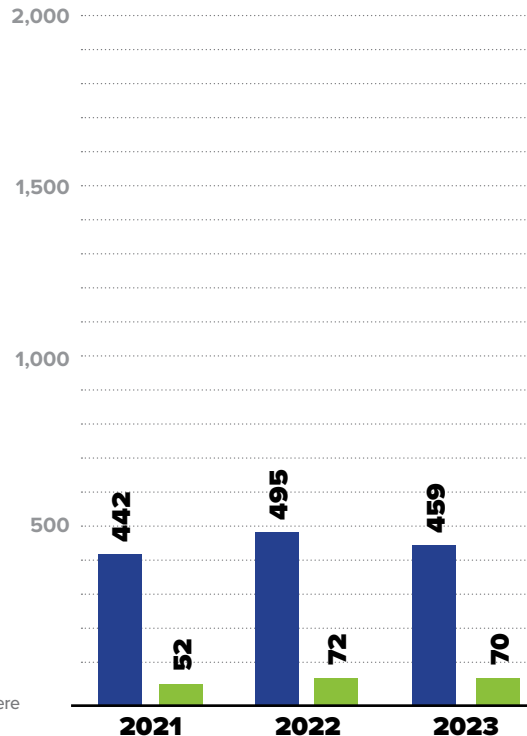
459

■ TOTAL REPORTS

70

■ SUBSTANTIATED REPORTS

▲ NOTE: CPS and GPS data reported were investigated and substantiated by the CCYA and may vary from statewide data which include both CCYA and OCYF Regional Office investigations.



▲ NOTE: 2021 totals above will not align with the 2021 totals in this same table in the 2021 report, as regional investigations were included for that year in error in the 2021 report.

SUBSTANTIATED REPORTS BY SEX OF VICTIM

FEMALE

45

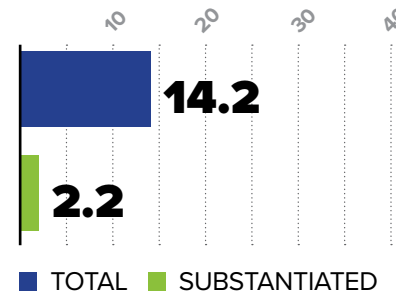
64.3%

MALE

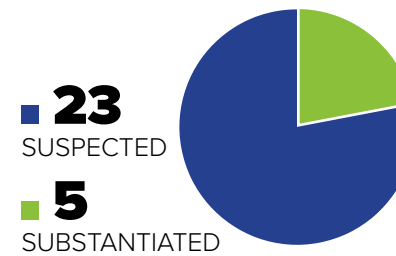
25

35.7%

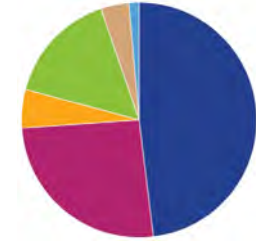
CHILD ABUSE REPORTS PER 1,000 CHILDREN



CASES OF REPEAT ABUSE SUBSTANTIATED REPORTS



TYPES OF ALLEGATIONS SUBSTANTIATED REPORTS



77 TOTAL ALLEGATIONS

- **37** (48.1%) Sexual Abuse
- **20** (26.0%) Physical Abuse/Bodily Injury
- **4** (5.2%) Reasonable Likelihood of Bodily Injury
- **12** (15.6%) Serious Physical Neglect
- **3** (3.9%) Engaging in Per Se Acts
- **1** (1.3%) Likelihood of Sexual Abuse/Exploitation
- **0** (0.0%) Severe Form of Trafficking in Persons or Sex Trafficking
- **0** (0.0%) Serious Mental Injury
- **0** (0.0%) Munchausen Syndrome by Proxy/Medical Abuse

▲ NOTE: A report may have more than one allegation for each report; therefore, the total number of allegations will be greater than the total number of reports.

\$1,130,127

EXPENDITURES CHILD ABUSE INVESTIGATIONS AND GENERAL PROTECTIVE SERVICES ASSESSMENTS



2023 SUBSTANTIATED FATALITIES

0/57 MALE 0 FEMALE 0

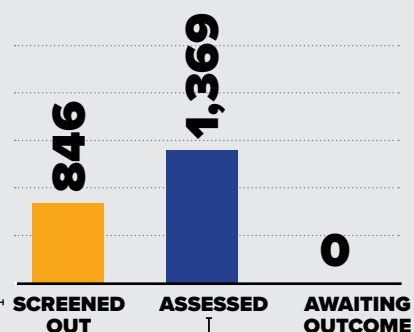
2023 SUBSTANTIATED NEAR FATALITIES

3/119 MALE 2 FEMALE 1

2023 REPORTS OF GENERAL PROTECTIVE SERVICES

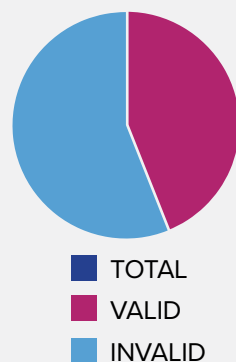
2,215

TOTAL REPORTS



BREAKDOWN VALID ASSESSED REPORTS

602



NUMBER OF CHILDREN ASSESSED

2,006

TOTAL

910

VALID

CHILDREN
ASSESSED
PER 1,000
CHILDREN

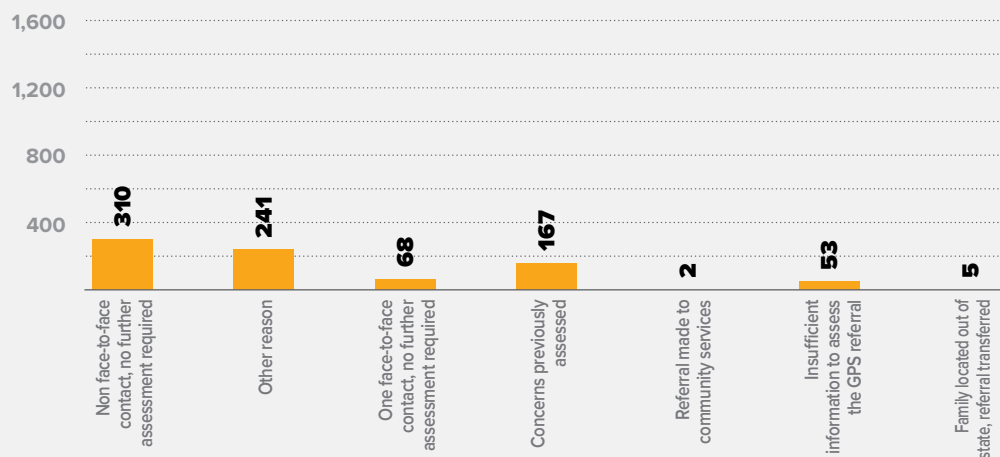
61.9

TOTAL

28.1

VALID

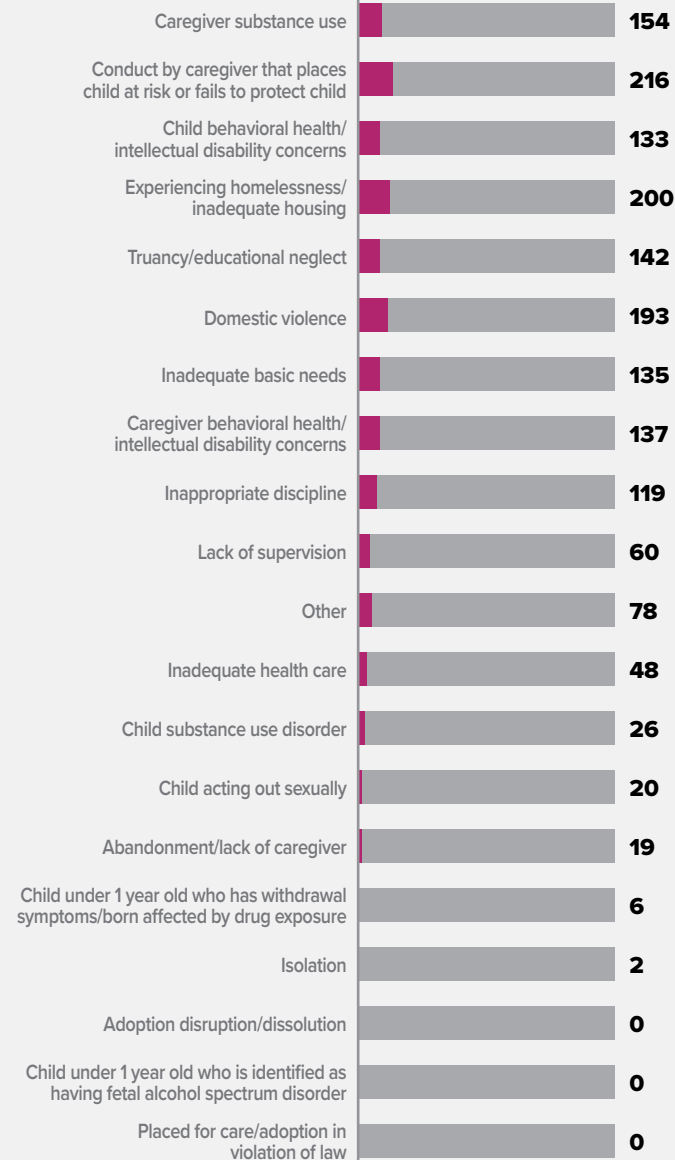
BREAKDOWN REPORTS SCREENED OUT BY REASON



VALID GPS CONCERNS BY TYPE

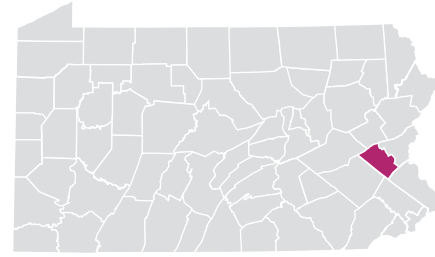
1,688

TOTAL CONCERNS



LEHIGH COUNTY

URBAN // POPULATION • 374,110 / POPULATION UNDER 18 • 84,542

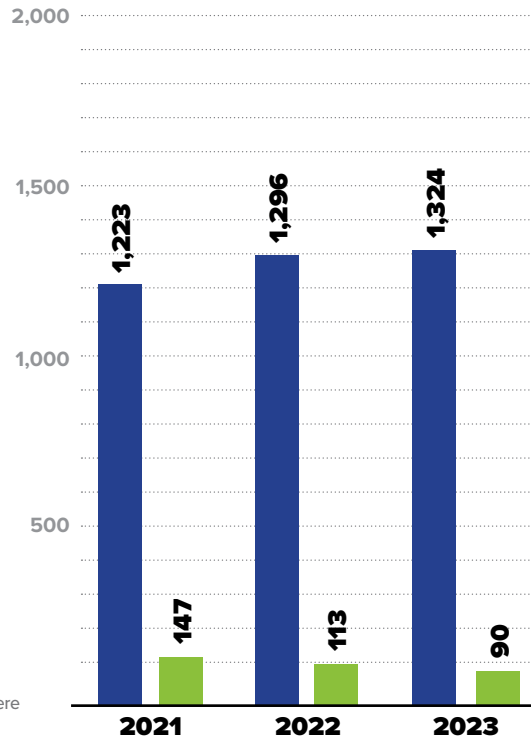


2023 REPORTS OF CHILD ABUSE

1,324
TOTAL REPORTS

90
SUBSTANTIATED REPORTS

▲ NOTE: CPS and GPS data reported were investigated and substantiated by the CCYA and may vary from statewide data which include both CCYA and OCYF Regional Office investigations.



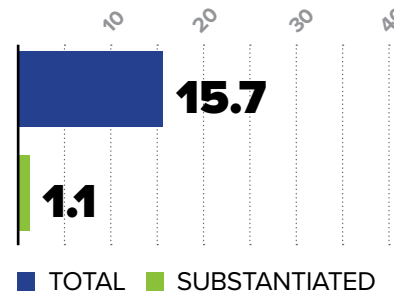
▲ NOTE: 2021 totals above will not align with the 2021 totals in this same table in the 2021 report, as regional investigations were included for that year in error in the 2021 report.

SUBSTANTIATED REPORTS BY SEX OF VICTIM

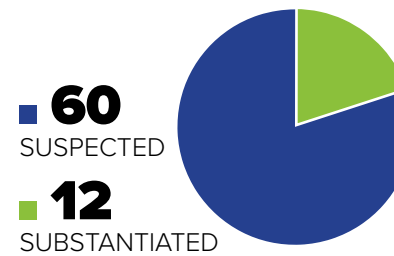
FEMALE
63
70.0%

MALE
27
30.0%

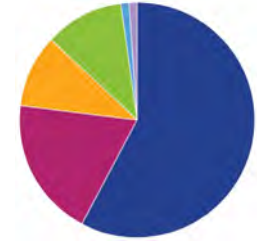
CHILD ABUSE REPORTS PER 1,000 CHILDREN



CASES OF REPEAT ABUSE SUBSTANTIATED REPORTS



TYPES OF ALLEGATIONS SUBSTANTIATED REPORTS



100 TOTAL ALLEGATIONS

- 58** (58.0%) Sexual Abuse
- 19** (19.0%) Physical Abuse/Bodily Injury
- 10** (10.0%) Reasonable Likelihood of Bodily Injury
- 11** (11.0%) Serious Physical Neglect
- 0** (0.0%) Engaging in Per Se Acts
- 1** (1.0%) Likelihood of Sexual Abuse/Exploitation
- 1** (1.0%) Severe Form of Trafficking in Persons or Sex Trafficking
- 0** (0.0%) Serious Mental Injury
- 0** (0.0%) Munchausen Syndrome by Proxy/Medical Abuse

▲ NOTE: A report may have more than one allegation for each report; therefore, the total number of allegations will be greater than the total number of reports.

\$5,595,827

EXPENDITURES CHILD ABUSE INVESTIGATIONS AND GENERAL PROTECTIVE SERVICES ASSESSMENTS



2023 SUBSTANTIATED FATALITIES

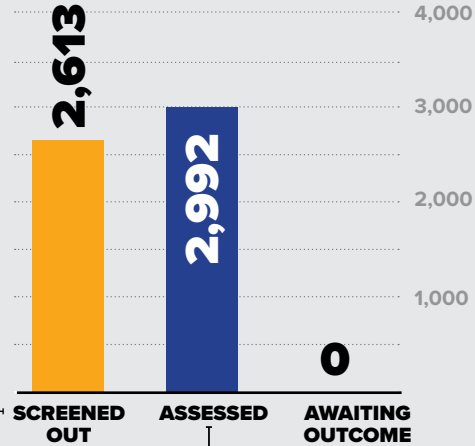
1/57 MALE 1 FEMALE 0

2023 SUBSTANTIATED NEAR FATALITIES

1/119 MALE 1 FEMALE 0

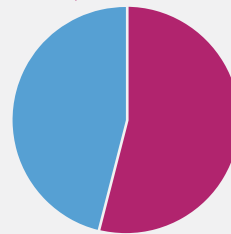
2023 REPORTS OF GENERAL PROTECTIVE SERVICES

5,605
TOTAL REPORTS



BREAKDOWN VALID ASSESSED REPORTS

1,620



■ TOTAL
■ VALID
■ INVALID

NUMBER OF CHILDREN ASSESSED

3,939
TOTAL

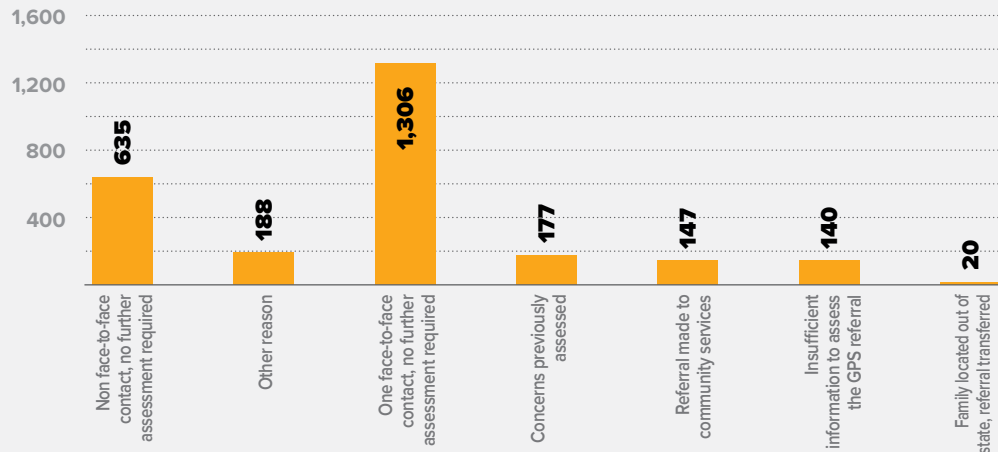
2,134
VALID

CHILDREN
ASSESSED
PER 1,000
CHILDREN

46.6
TOTAL

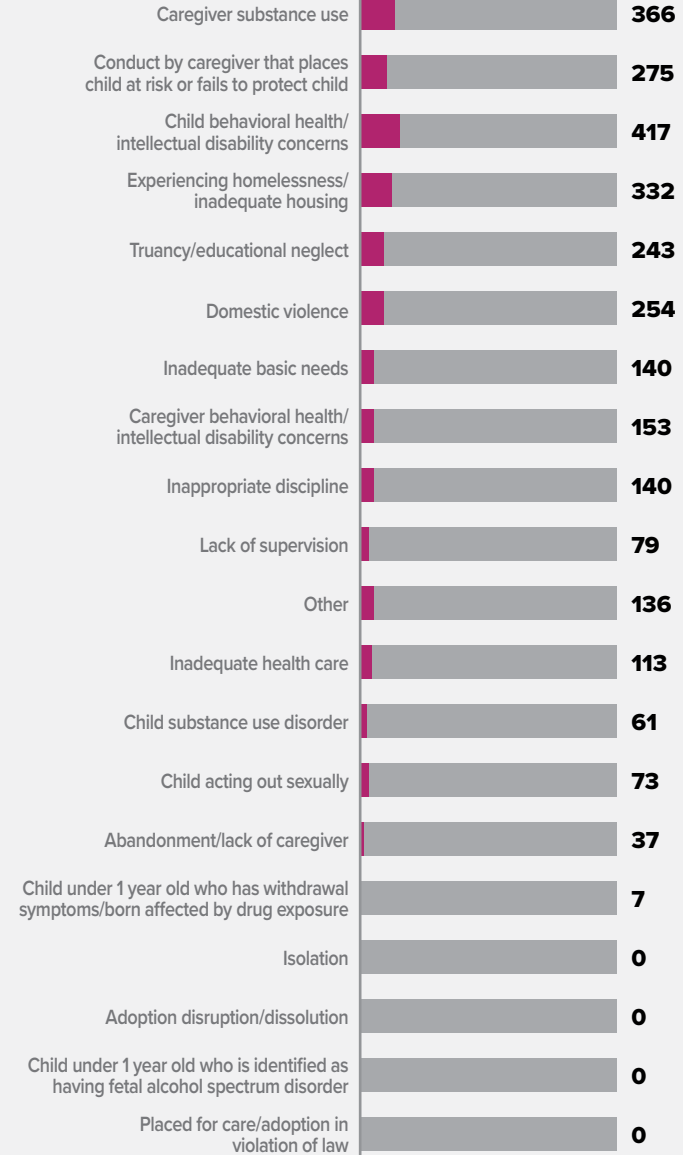
25.2
VALID

BREAKDOWN REPORTS SCREENED OUT BY REASON



VALID GPS CONCERNS BY TYPE

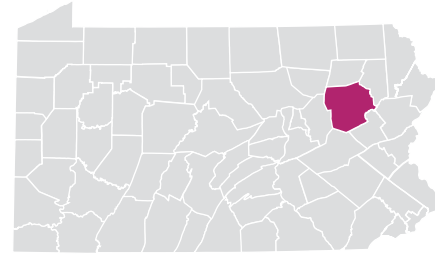
2,826
TOTAL CONCERNS



NOTE: A report may have more than one concern for each report; therefore, the total number of concerns will be greater than the total number of reports. In some reports, more than one child was assessed with valid concerns; therefore, the number of children assessed exceeds the number of valid assessed reports.

LUZERNE COUNTY

URBAN // POPULATION • 325,396 / POPULATION UNDER 18 • 65,306

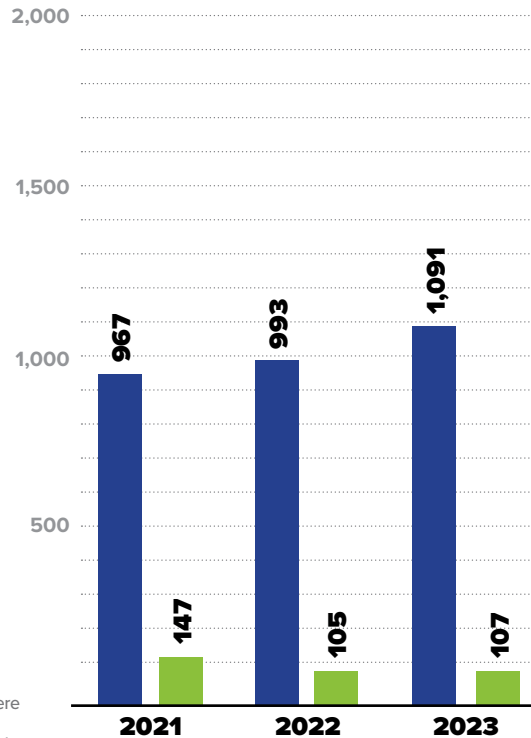


2023 REPORTS OF CHILD ABUSE

1,091
TOTAL REPORTS

107
SUBSTANTIATED REPORTS

▲ NOTE: CPS and GPS data reported were investigated and substantiated by the CCYA and may vary from statewide data which include both CCYA and OCYF Regional Office investigations.



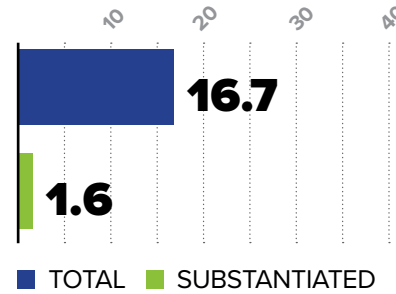
▲ NOTE: 2021 totals above will not align with the 2021 totals in this same table in the 2021 report, as regional investigations were included for that year in error in the 2021 report.

SUBSTANTIATED REPORTS BY SEX OF VICTIM

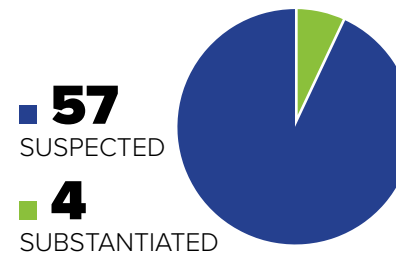
FEMALE
70
65.4%

MALE
37
34.6%

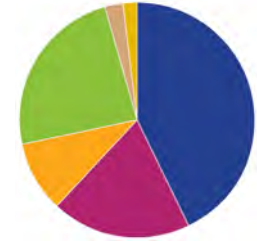
CHILD ABUSE REPORTS PER 1,000 CHILDREN



CASES OF REPEAT ABUSE SUBSTANTIATED REPORTS



TYPES OF ALLEGATIONS SUBSTANTIATED REPORTS




121 TOTAL ALLEGATIONS

- 52** (43.0%) Sexual Abuse
- 23** (19.0%) Physical Abuse/Bodily Injury
- 12** (9.9%) Reasonable Likelihood of Bodily Injury
- 29** (24.0%) Serious Physical Neglect
- 3** (2.5%) Engaging in Per Se Acts
- 0** (0.0%) Likelihood of Sexual Abuse/Exploitation
- 0** (0.0%) Severe Form of Trafficking in Persons or Sex Trafficking
- 2** (1.7%) Serious Mental Injury
- 0** (0.0%) Munchausen Syndrome by Proxy/Medical Abuse

▲ NOTE: A report may have more than one allegation for each report; therefore, the total number of allegations will be greater than the total number of reports.

\$12,038,854

EXPENDITURES CHILD ABUSE INVESTIGATIONS AND GENERAL PROTECTIVE SERVICES ASSESSMENTS



2023 SUBSTANTIATED FATALITIES

0/57 MALE FEMALE

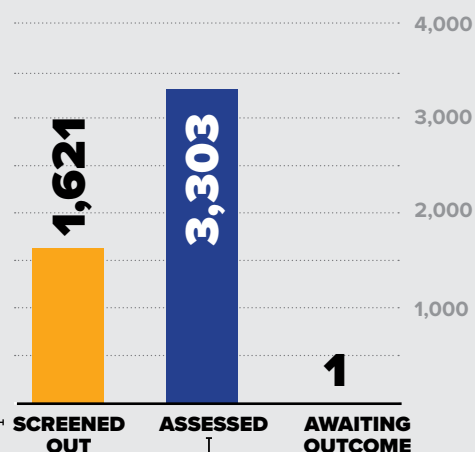
2023 SUBSTANTIATED NEAR FATALITIES

3/119 MALE FEMALE

2023 REPORTS OF GENERAL PROTECTIVE SERVICES

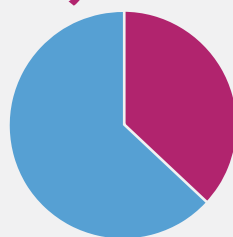
4,925

TOTAL REPORTS



BREAKDOWN VALID ASSESSED REPORTS

1,222



■ TOTAL
■ VALID
■ INVALID

NUMBER OF CHILDREN ASSESSED

4,691

TOTAL

1,704

VALID

CHILDREN
ASSESSED
PER 1,000
CHILDREN

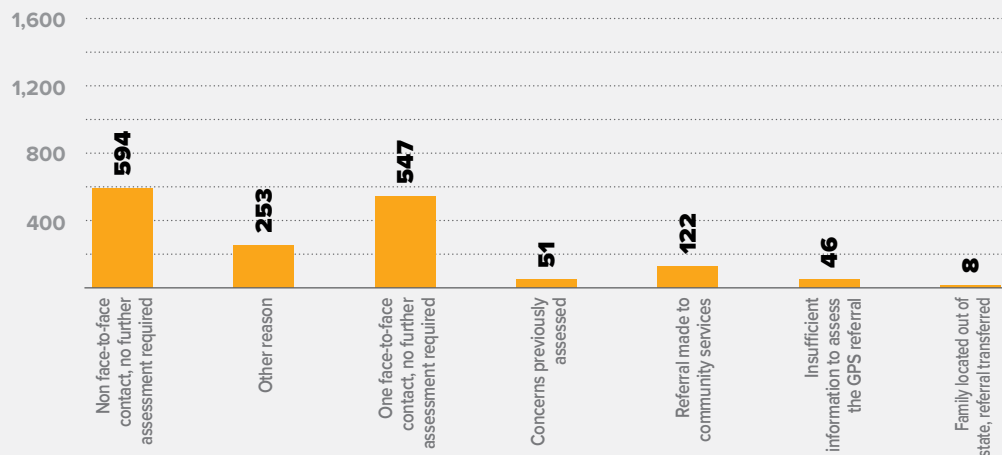
71.8

TOTAL

26.1

VALID

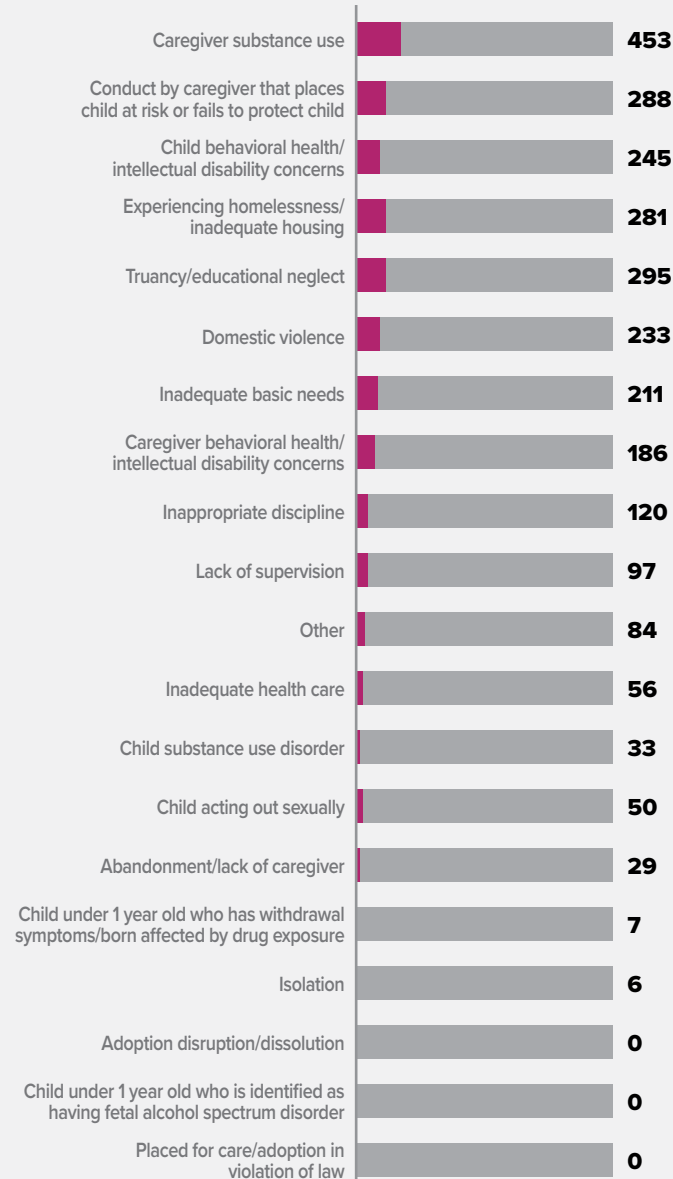
BREAKDOWN REPORTS SCREENED OUT BY REASON



VALID GPS CONCERNS BY TYPE

2,674

TOTAL CONCERNS



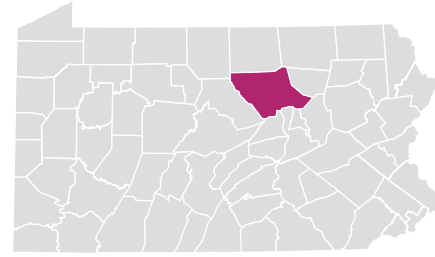
LUZERNE COUNTY

NOTE: A report may have more than one concern for each report; therefore, the total number of concerns will be greater than the total number of reports. In some reports, more than one child was assessed with valid concerns; therefore, the number of children assessed exceeds the number of valid assessed reports.



LYCOMING COUNTY

RURAL // POPULATION • 114,022 / POPULATION UNDER 18 • 23,421



2023 REPORTS OF CHILD ABUSE

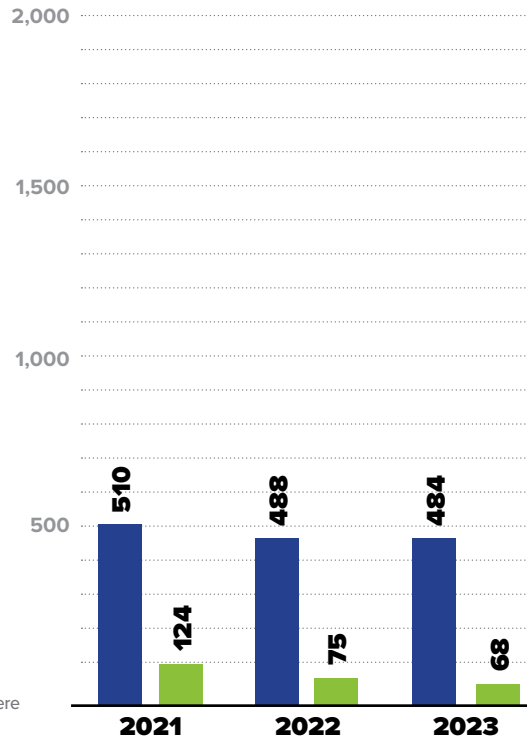
484

■ TOTAL REPORTS

68

■ SUBSTANTIATED REPORTS

▲ NOTE: CPS and GPS data reported were investigated and substantiated by the CCYA and may vary from statewide data which include both CCYA and OCYF Regional Office investigations.



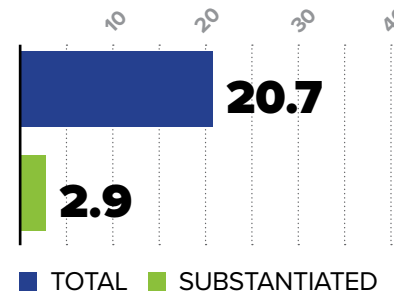
▲ NOTE: 2021 totals above will not align with the 2021 totals in this same table in the 2021 report, as regional investigations were included for that year in error in the 2021 report.

SUBSTANTIATED REPORTS BY SEX OF VICTIM

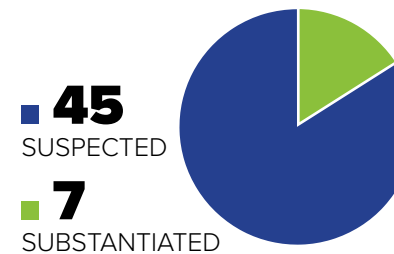
FEMALE
46
67.6%

MALE
22
32.4%

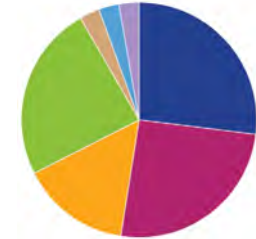
CHILD ABUSE REPORTS PER 1,000 CHILDREN



CASES OF REPEAT ABUSE SUBSTANTIATED REPORTS



TYPES OF ALLEGATIONS SUBSTANTIATED REPORTS



74 TOTAL ALLEGATIONS

- **20** (27.0%) Sexual Abuse
- **19** (25.7%) Physical Abuse/Bodily Injury
- **11** (14.9%) Reasonable Likelihood of Bodily Injury
- **18** (24.3%) Serious Physical Neglect
- **2** (2.7%) Engaging in Per Se Acts
- **2** (2.7%) Likelihood of Sexual Abuse/Exploitation
- **2** (2.7%) Severe Form of Trafficking in Persons or Sex Trafficking
- **0** (0.0%) Serious Mental Injury
- **0** (0.0%) Munchausen Syndrome by Proxy/Medical Abuse

▲ NOTE: A report may have more than one allegation for each report; therefore, the total number of allegations will be greater than the total number of reports.

\$2,388,532

EXPENDITURES CHILD ABUSE INVESTIGATIONS AND GENERAL PROTECTIVE SERVICES ASSESSMENTS



2023 SUBSTANTIATED FATALITIES

1/57 MALE 0 FEMALE 1

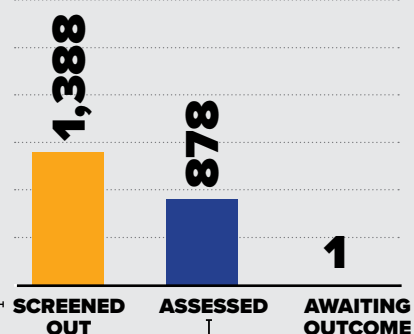
2023 SUBSTANTIATED NEAR FATALITIES

1/119 MALE 0 FEMALE 1

2023 REPORTS OF GENERAL PROTECTIVE SERVICES

2,267

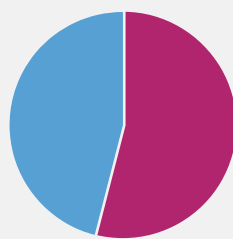
TOTAL REPORTS



6,000
5,000
4,000
3,000
2,000
1,000

BREAKDOWN VALID ASSESSED REPORTS

471



TOTAL
VALID
INVALID

NUMBER OF CHILDREN ASSESSED

1,174

TOTAL

616

VALID

CHILDREN
ASSESSED
PER 1,000
CHILDREN

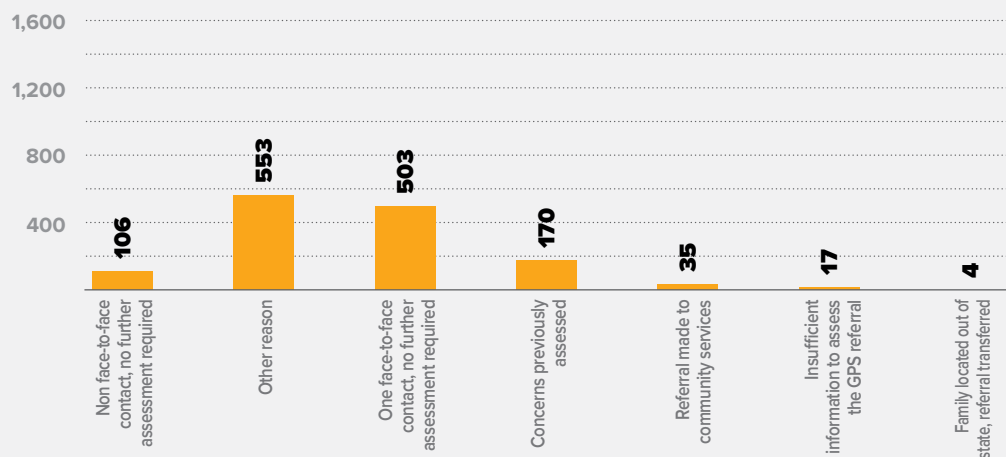
50.1

TOTAL

26.3

VALID

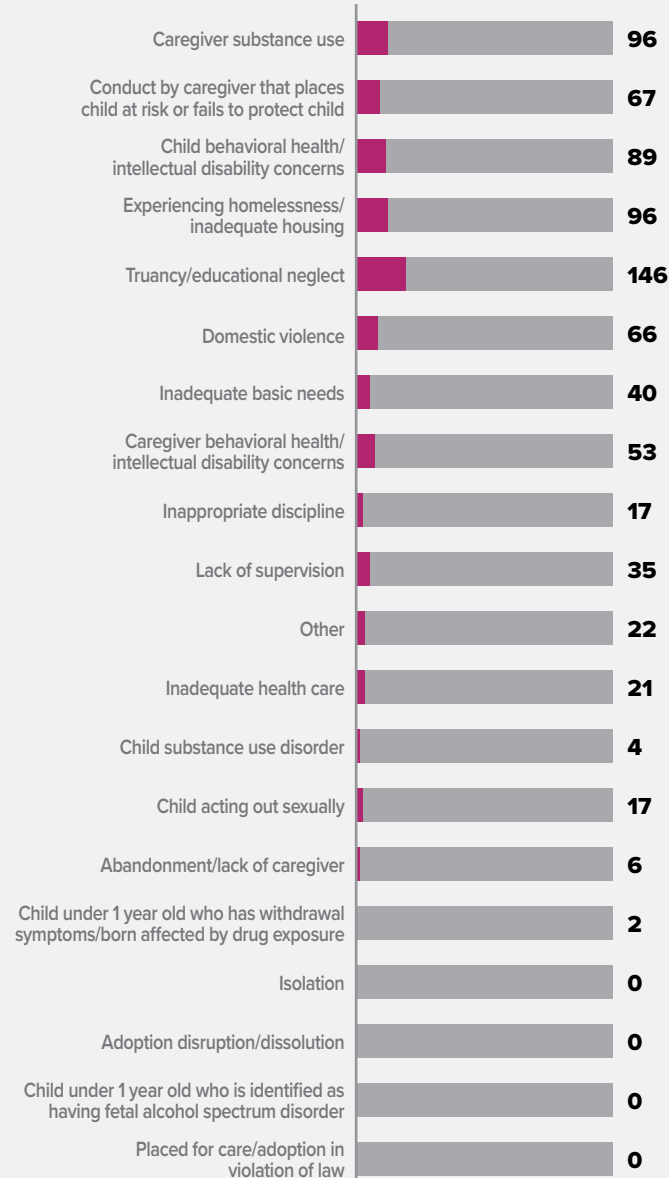
BREAKDOWN REPORTS SCREENED OUT BY REASON



VALID GPS CONCERNS BY TYPE

777

TOTAL CONCERNS



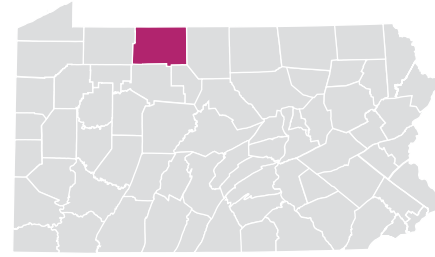
LYCOMING COUNTY

NOTE: A report may have more than one concern for each report; therefore, the total number of concerns will be greater than the total number of reports. In some reports, more than one child was assessed with valid concerns; therefore, the number of children assessed exceeds the number of valid assessed reports.



MCKEAN COUNTY

RURAL // POPULATION • 40,459 / POPULATION UNDER 18 • 7,968



2023 REPORTS OF CHILD ABUSE

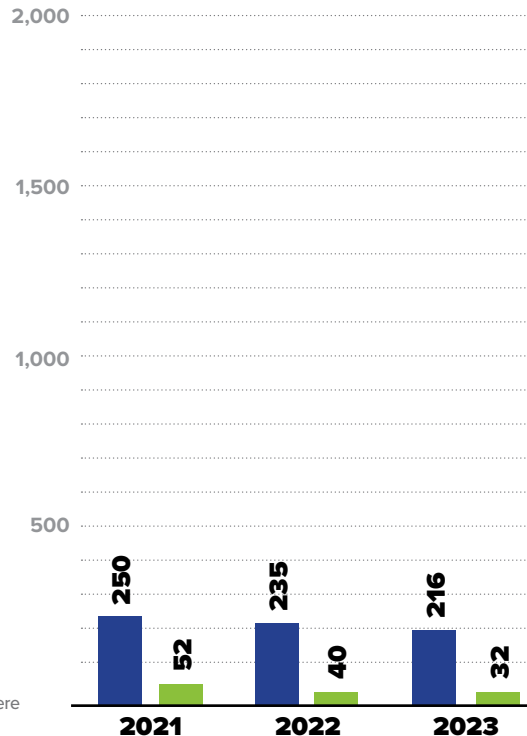
216

■ TOTAL REPORTS

32

■ SUBSTANTIATED REPORTS

▲ NOTE: CPS and GPS data reported were investigated and substantiated by the CCYA and may vary from statewide data which include both CCYA and OCYF Regional Office investigations.



▲ NOTE: 2021 totals above will not align with the 2021 totals in this same table in the 2021 report, as regional investigations were included for that year in error in the 2021 report.

SUBSTANTIATED REPORTS BY SEX OF VICTIM

FEMALE

19

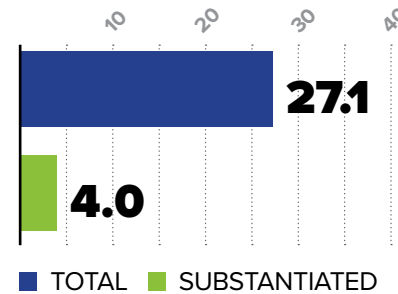
59.4%

MALE

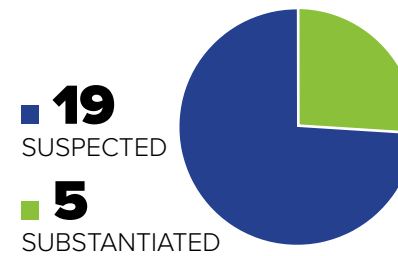
13

40.6%

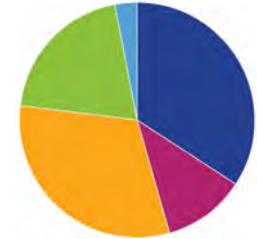
CHILD ABUSE REPORTS PER 1,000 CHILDREN



CASES OF REPEAT ABUSE SUBSTANTIATED REPORTS



TYPES OF ALLEGATIONS SUBSTANTIATED REPORTS



35 TOTAL ALLEGATIONS

- **12** (34.3%) Sexual Abuse
- **4** (11.4%) Physical Abuse/Bodily Injury
- **11** (31.4%) Reasonable Likelihood of Bodily Injury
- **7** (20.0%) Serious Physical Neglect
- **0** (0.0%) Engaging in Per Se Acts
- **1** (2.9%) Likelihood of Sexual Abuse/Exploitation
- **0** (0.0%) Severe Form of Trafficking in Persons or Sex Trafficking
- **0** (0.0%) Serious Mental Injury
- **0** (0.0%) Munchausen Syndrome by Proxy/Medical Abuse

▲ NOTE: A report may have more than one allegation for each report; therefore, the total number of allegations will be greater than the total number of reports.

\$949,631

EXPENDITURES CHILD ABUSE INVESTIGATIONS AND GENERAL PROTECTIVE SERVICES ASSESSMENTS



2023 SUBSTANTIATED FATALITIES

0/57 MALE FEMALE

2023 SUBSTANTIATED NEAR FATALITIES

1/119 MALE FEMALE



NOTE: A report may have more than one concern for each report; therefore, the total number of concerns will be greater than the total number of reports. In some reports, more than one child was assessed with valid concerns; therefore, the number of children assessed exceeds the number of valid assessed reports.

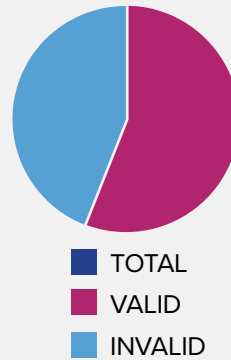
2023 REPORTS OF GENERAL PROTECTIVE SERVICES

1,039
TOTAL REPORTS



BREAKDOWN VALID ASSESSED REPORTS

310



NUMBER OF CHILDREN ASSESSED

801
TOTAL

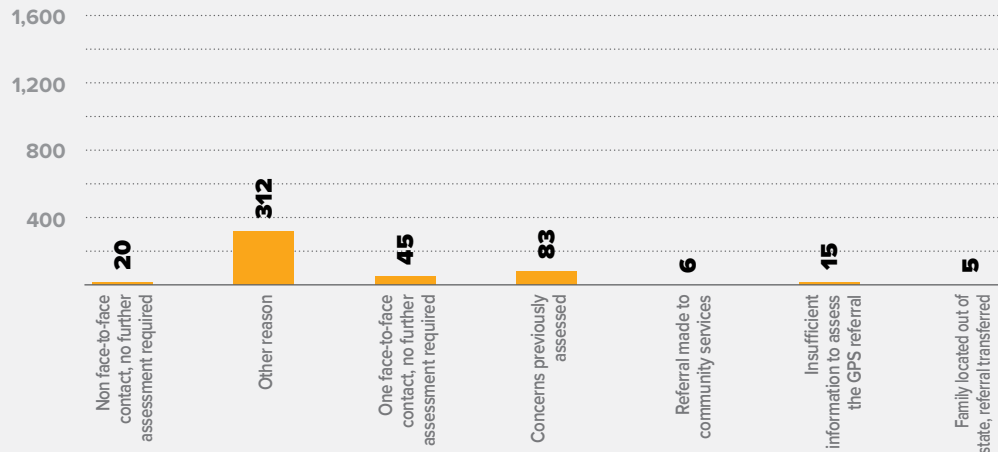
443
VALID

CHILDREN
ASSESSED
PER 1,000
CHILDREN

100.5
TOTAL

55.6
VALID

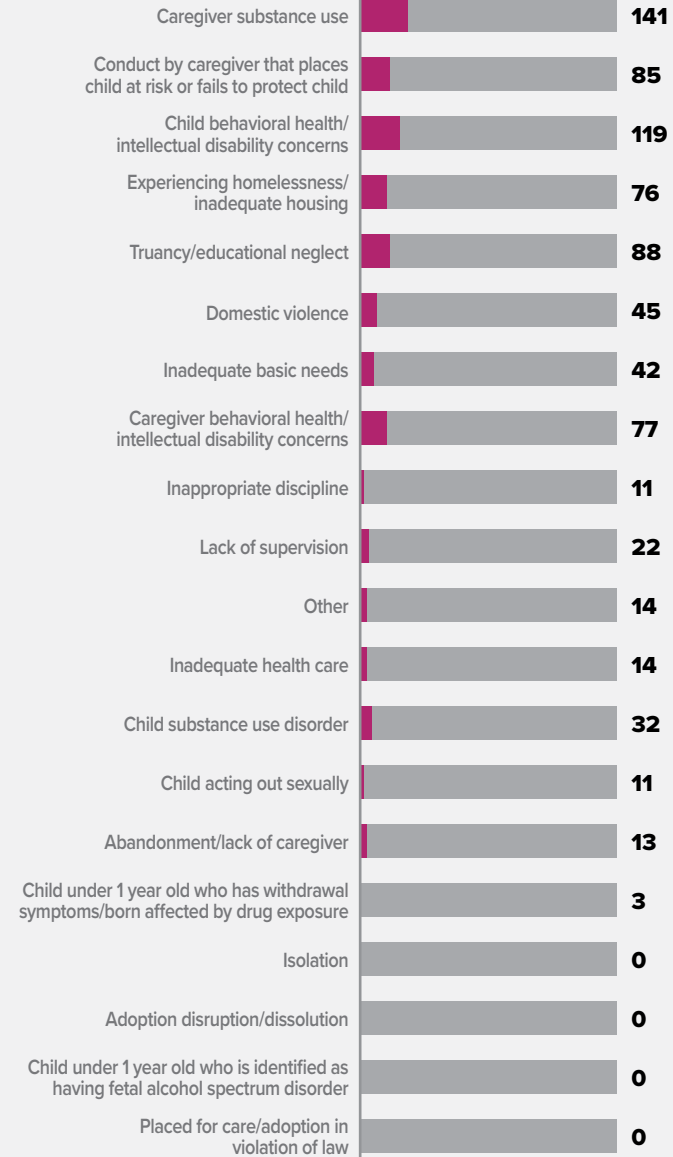
BREAKDOWN REPORTS SCREENED OUT BY REASON



VALID GPS CONCERNS BY TYPE

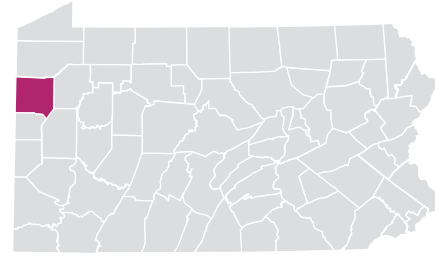
793

TOTAL CONCERNS



MERCER COUNTY

RURAL // POPULATION • 110,600 / POPULATION UNDER 18 • 20,973



2023 REPORTS OF CHILD ABUSE

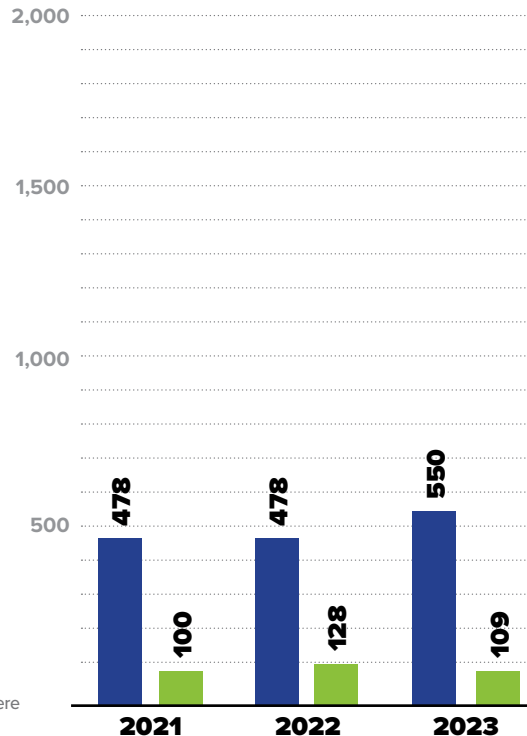
550

■ TOTAL REPORTS

109

■ SUBSTANTIATED REPORTS

▲ NOTE: CPS and GPS data reported were investigated and substantiated by the CCYA and may vary from statewide data which include both CCYA and OCYF Regional Office investigations.



▲ NOTE: 2021 totals above will not align with the 2021 totals in this same table in the 2021 report, as regional investigations were included for that year in error in the 2021 report.

SUBSTANTIATED REPORTS BY SEX OF VICTIM

FEMALE

75

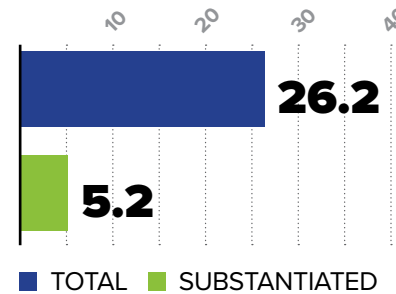
68.8%

MALE

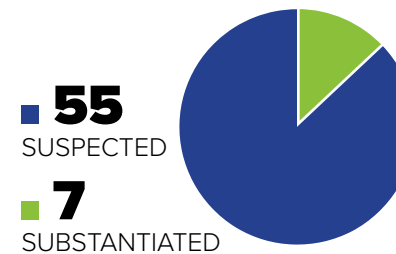
34

31.2%

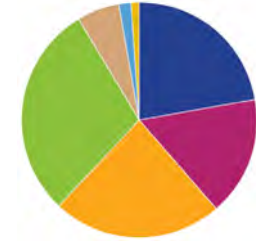
CHILD ABUSE REPORTS PER 1,000 CHILDREN



CASES OF REPEAT ABUSE SUBSTANTIATED REPORTS



TYPES OF ALLEGATIONS SUBSTANTIATED REPORTS



116 TOTAL ALLEGATIONS

- **26** (22.4%) Sexual Abuse
- **19** (16.4%) Physical Abuse/Bodily Injury
- **27** (23.3%) Reasonable Likelihood of Bodily Injury
- **34** (29.3%) Serious Physical Neglect
- **7** (6.0%) Engaging in Per Se Acts
- **2** (1.7%) Likelihood of Sexual Abuse/Exploitation
- **0** (0.0%) Severe Form of Trafficking in Persons or Sex Trafficking
- **1** (0.9%) Serious Mental Injury
- **0** (0.0%) Munchausen Syndrome by Proxy/Medical Abuse

▲ NOTE: A report may have more than one allegation for each report; therefore, the total number of allegations will be greater than the total number of reports.

\$1,690,583

EXPENDITURES CHILD ABUSE INVESTIGATIONS AND GENERAL PROTECTIVE SERVICES ASSESSMENTS



2023 SUBSTANTIATED FATALITIES

0/57 MALE 0 FEMALE 0

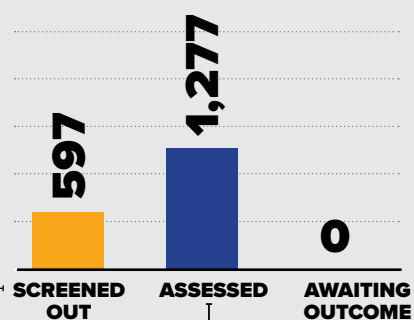
2023 SUBSTANTIATED NEAR FATALITIES

3/119 MALE 3 FEMALE 0

2023 REPORTS OF GENERAL PROTECTIVE SERVICES

1,874

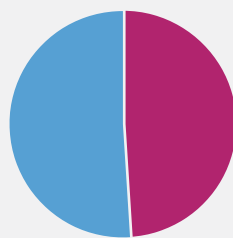
TOTAL REPORTS



6,000
5,000
4,000
3,000
2,000
1,000

BREAKDOWN VALID ASSESSED REPORTS

626



■ TOTAL
■ VALID
■ INVALID

NUMBER OF CHILDREN ASSESSED

2,022 TOTAL

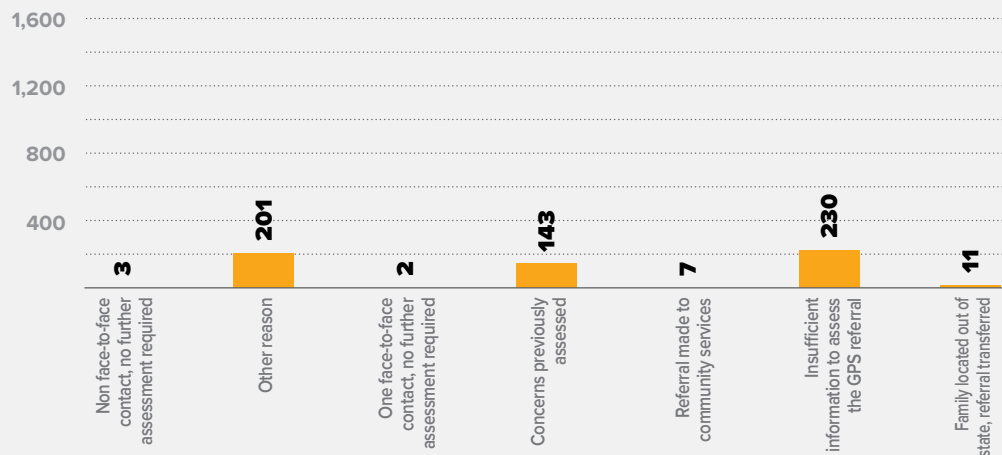
942 VALID

CHILDREN
ASSESSED
PER 1,000
CHILDREN

96.4 TOTAL

44.9 VALID

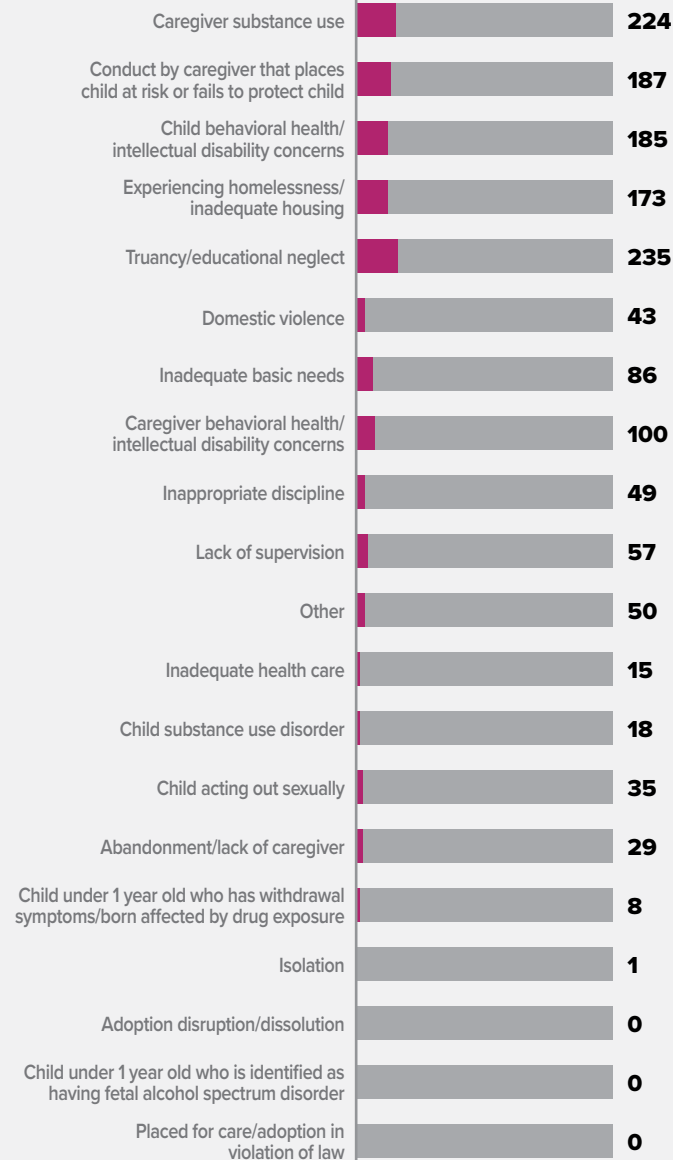
BREAKDOWN REPORTS SCREENED OUT BY REASON



VALID GPS CONCERNS BY TYPE

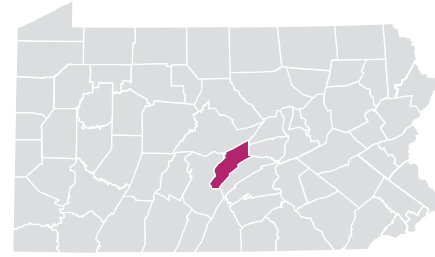
1,495

TOTAL CONCERNS

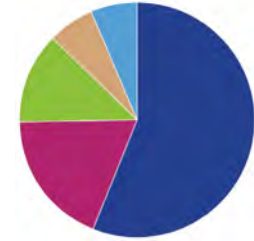


MIFFLIN COUNTY

RURAL // POPULATION • 46,146 / POPULATION UNDER 18 • 10,370



TYPES OF ALLEGATIONS SUBSTANTIATED REPORTS



16 TOTAL ALLEGATIONS

- 9** (56.3%) Sexual Abuse
- 3** (18.8%) Physical Abuse/Bodily Injury
- 0** (0.0%) Reasonable Likelihood of Bodily Injury
- 2** (12.5%) Serious Physical Neglect
- 1** (6.3%) Engaging in Per Se Acts
- 1** (6.3%) Likelihood of Sexual Abuse/Exploitation
- 0** (0.0%) Severe Form of Trafficking in Persons or Sex Trafficking
- 0** (0.0%) Serious Mental Injury
- 0** (0.0%) Munchausen Syndrome by Proxy/Medical Abuse

▲ NOTE: A report may have more than one allegation for each report; therefore, the total number of allegations will be greater than the total number of reports.

2023 REPORTS OF CHILD ABUSE

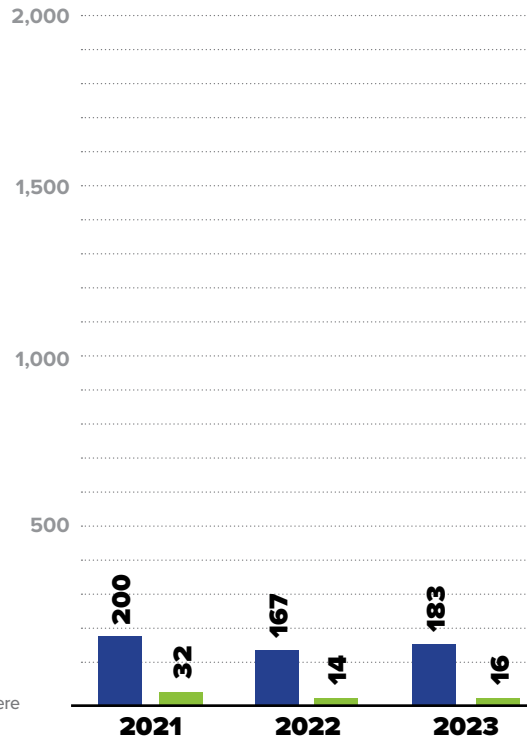
183

■ TOTAL REPORTS

16

■ SUBSTANTIATED REPORTS

▲ NOTE: CPS and GPS data reported were investigated and substantiated by the CCYA and may vary from statewide data which include both CCYA and OCYF Regional Office investigations.



▲ NOTE: 2021 totals above will not align with the 2021 totals in this same table in the 2021 report, as regional investigations were included for that year in error in the 2021 report.

SUBSTANTIATED REPORTS BY SEX OF VICTIM

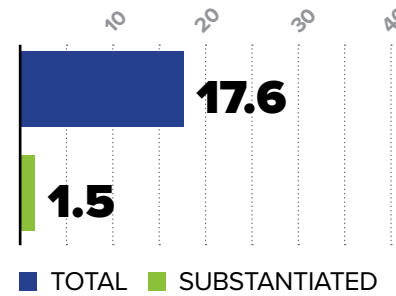
FEMALE

11
68.8%

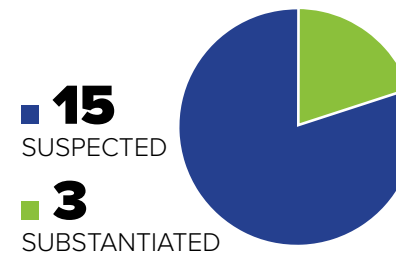
MALE

5
31.3%

CHILD ABUSE REPORTS PER 1,000 CHILDREN



CASES OF REPEAT ABUSE SUBSTANTIATED REPORTS



\$1,535,530

EXPENDITURES CHILD ABUSE
INVESTIGATIONS AND GENERAL
PROTECTIVE SERVICES ASSESSMENTS



2023 SUBSTANTIATED FATALITIES

0/57 MALE 0 FEMALE 0

2023 SUBSTANTIATED NEAR FATALITIES

1/119 MALE 0 FEMALE 1

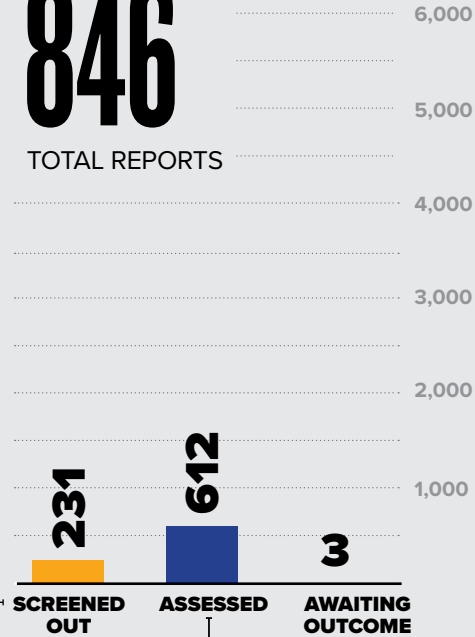


NOTE: A report may have more than one concern for each report; therefore, the total number of concerns will be greater than the total number of reports. In some reports, more than one child was assessed with valid concerns; therefore, the number of children assessed exceeds the number of valid assessed reports.

2023 REPORTS OF GENERAL PROTECTIVE SERVICES

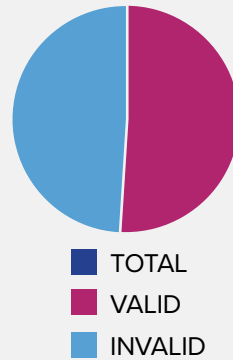
846

TOTAL REPORTS



BREAKDOWN VALID ASSESSED REPORTS

312



NUMBER OF CHILDREN ASSESSED

910
TOTAL

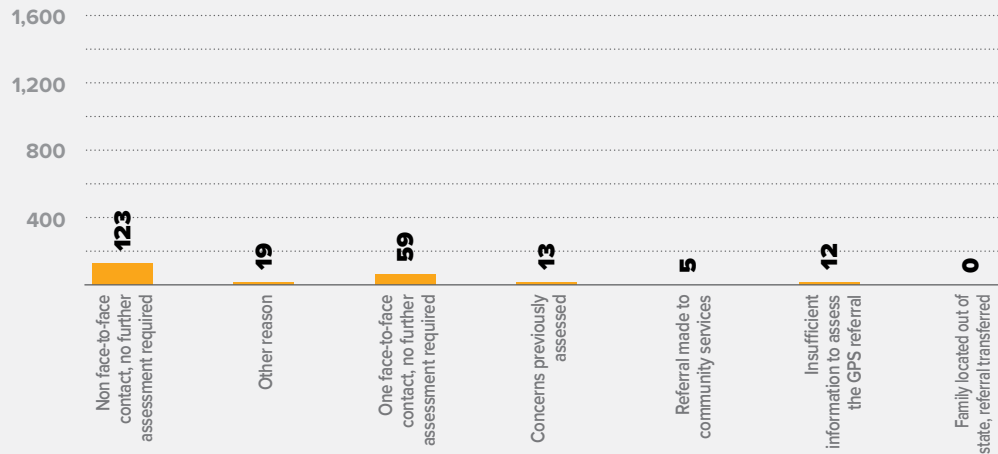
461
VALID

CHILDREN
ASSESSED
PER 1,000
CHILDREN

87.8
TOTAL

44.5
VALID

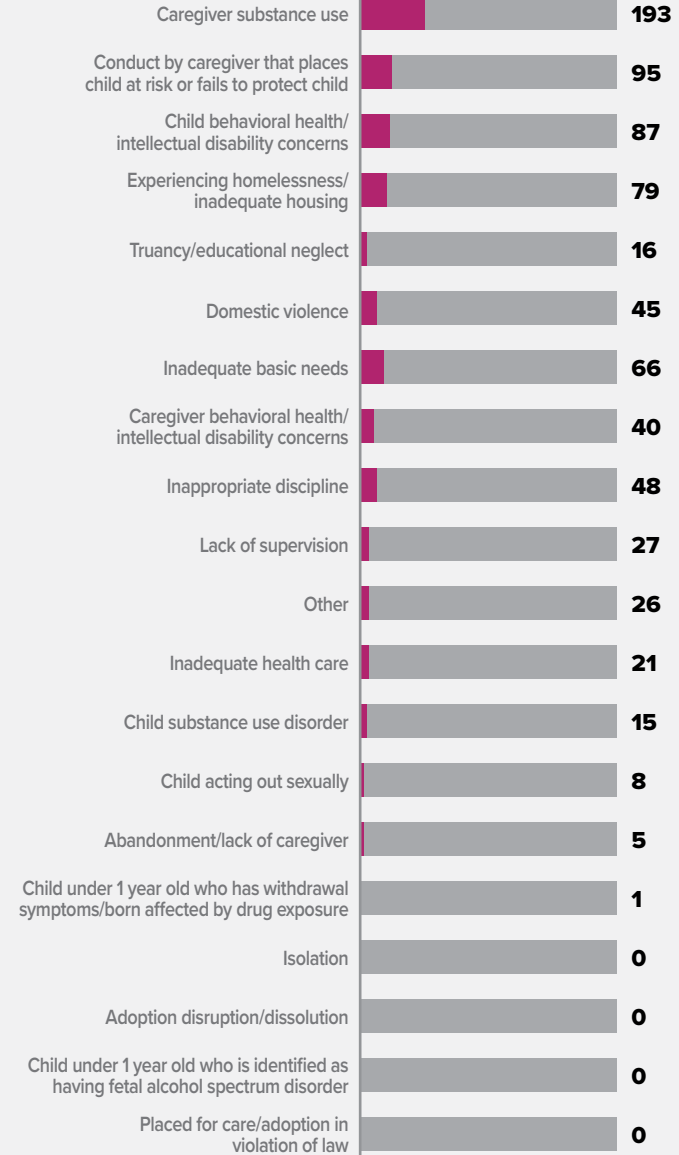
BREAKDOWN REPORTS SCREENED OUT BY REASON



VALID GPS CONCERNS BY TYPE

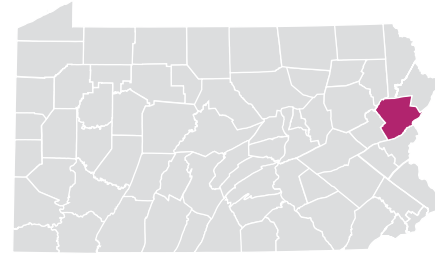
772

TOTAL CONCERNS



MONROE COUNTY

RURAL // POPULATION • 168,128 / POPULATION UNDER 18 • 32,686



2023 REPORTS OF CHILD ABUSE

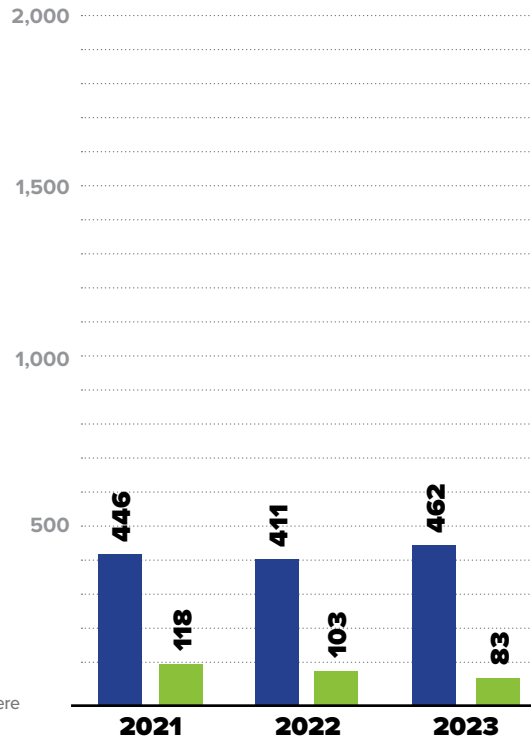
462

■ TOTAL REPORTS

83

■ SUBSTANTIATED
REPORTS

▲ NOTE: CPS and GPS data reported were investigated and substantiated by the CCYA and may vary from statewide data which include both CCYA and OCYF Regional Office investigations.



▲ NOTE: 2021 totals above will not align with the 2021 totals in this same table in the 2021 report, as regional investigations were included for that year in error in the 2021 report.

SUBSTANTIATED REPORTS BY SEX OF VICTIM

FEMALE

46

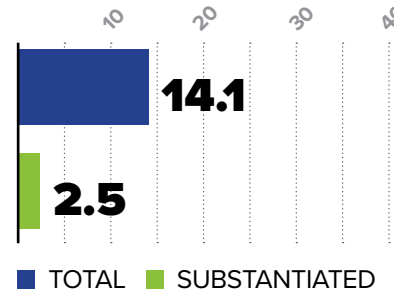
55.4%

MALE

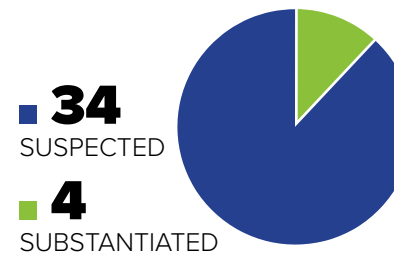
37

44.6%

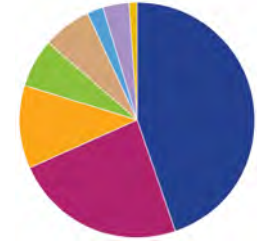
CHILD ABUSE REPORTS PER 1,000 CHILDREN



CASES OF REPEAT ABUSE SUBSTANTIATED REPORTS



TYPES OF ALLEGATIONS SUBSTANTIATED REPORTS



89 TOTAL
ALLEGATIONS

- **40** (44.9%) Sexual Abuse
- **21** (23.6%) Physical Abuse/Bodily Injury
- **10** (11.2%) Reasonable Likelihood of Bodily Injury
- **6** (6.7%) Serious Physical Neglect
- **6** (6.7%) Engaging in Per Se Acts
- **2** (2.2%) Likelihood of Sexual Abuse/Exploitation
- **3** (3.4%) Severe Form of Trafficking in Persons or Sex Trafficking
- **1** (1.1%) Serious Mental Injury
- **0** (0.0%) Munchausen Syndrome by Proxy/Medical Abuse

▲ NOTE: A report may have more than one allegation for each report; therefore, the total number of allegations will be greater than the total number of reports.

\$4,332,254

EXPENDITURES CHILD ABUSE
INVESTIGATIONS AND GENERAL
PROTECTIVE SERVICES ASSESSMENTS



2023 SUBSTANTIATED FATALITIES

1/57 MALE 1 FEMALE 0

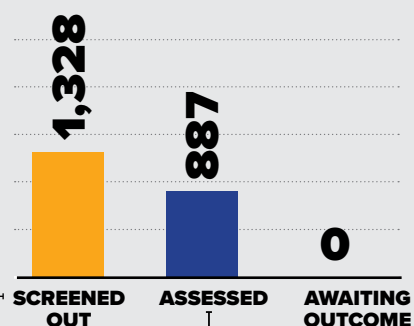
2023 SUBSTANTIATED NEAR FATALITIES

1/119 MALE 0 FEMALE 1

2023 REPORTS OF GENERAL PROTECTIVE SERVICES

2,215

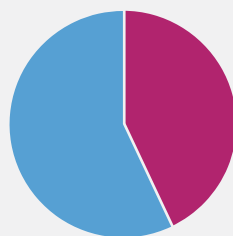
TOTAL REPORTS



6,000
5,000
4,000
3,000
2,000
1,000

BREAKDOWN VALID ASSESSED REPORTS

380



■ TOTAL
■ VALID
■ INVALID

NUMBER OF CHILDREN ASSESSED

1,296

TOTAL

555

VALID

CHILDREN ASSESSED PER 1,000 CHILDREN

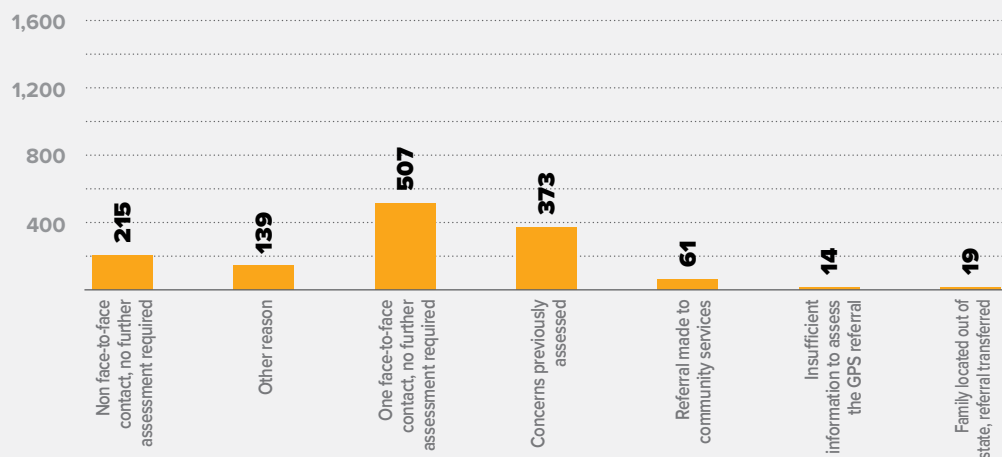
39.7

TOTAL

17.0

VALID

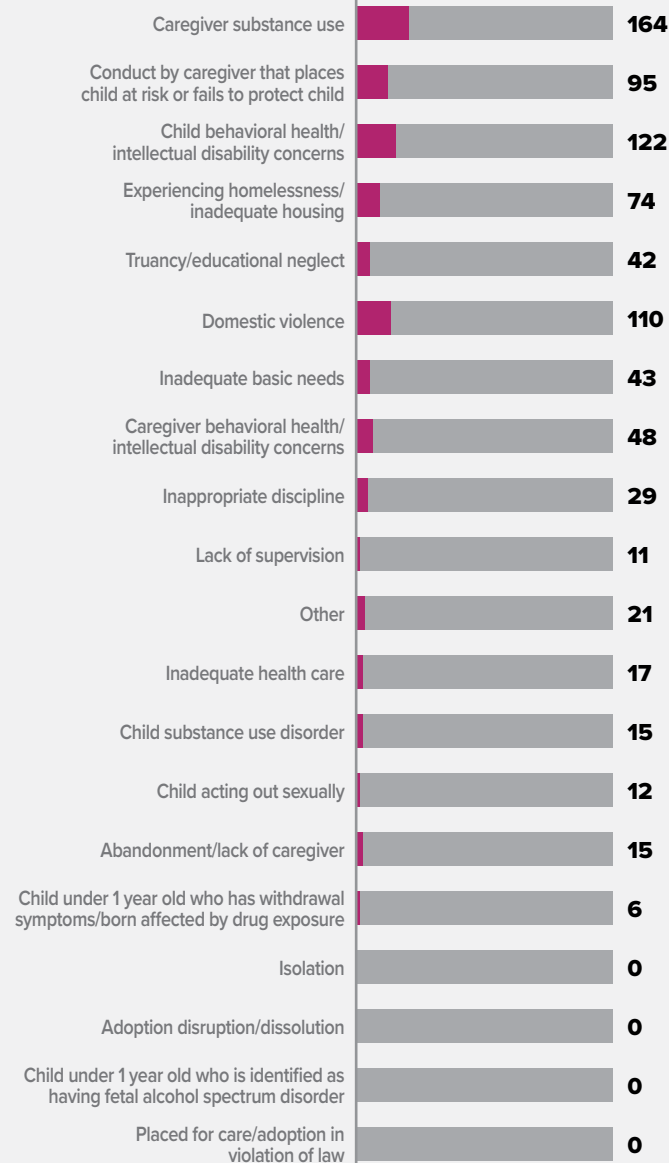
BREAKDOWN REPORTS SCREENED OUT BY REASON



VALID GPS CONCERNS BY TYPE

824

TOTAL CONCERNS



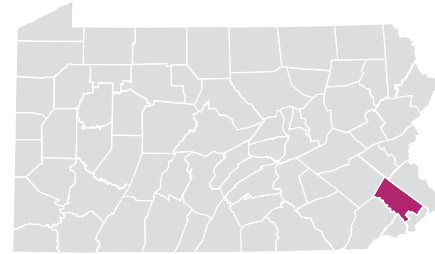
MONROE COUNTY

NOTE: A report may have more than one concern for each report; therefore, the total number of concerns will be greater than the total number of reports. In some reports, more than one child was assessed with valid concerns; therefore, the number of children assessed exceeds the number of valid assessed reports.



MONTGOMERY COUNTY

URBAN // POPULATION • 856,399 / POPULATION UNDER 18 • 182,637

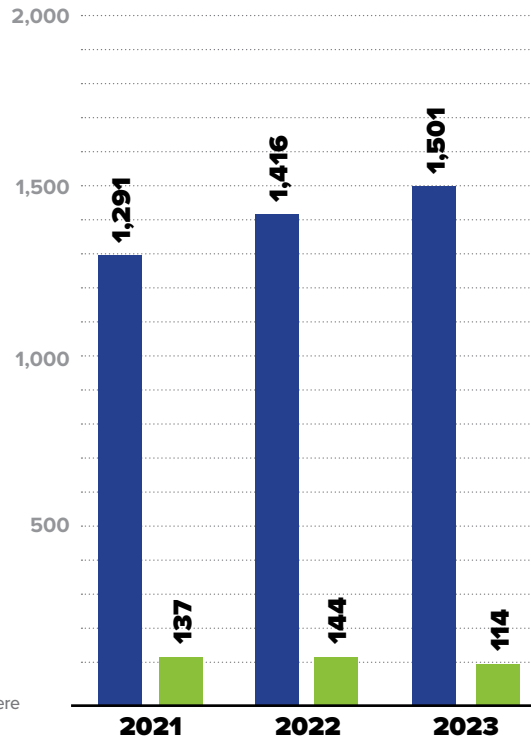


2023 REPORTS OF CHILD ABUSE

1,501
TOTAL REPORTS

114
SUBSTANTIATED REPORTS

▲ NOTE: CPS and GPS data reported were investigated and substantiated by the CCYA and may vary from statewide data which include both CCYA and OCFY Regional Office investigations.



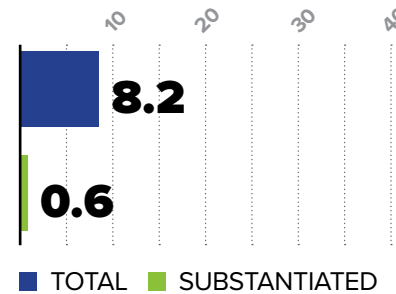
▲ NOTE: 2021 totals above will not align with the 2021 totals in this same table in the 2021 report, as regional investigations were included for that year in error in the 2021 report.

SUBSTANTIATED REPORTS BY SEX OF VICTIM

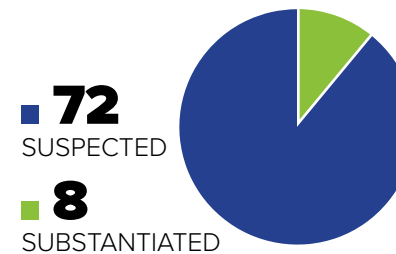
FEMALE
77
67.5%

MALE
37
32.5%

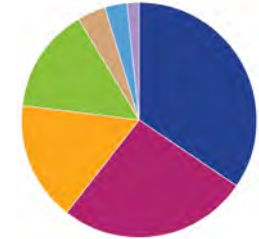
CHILD ABUSE REPORTS PER 1,000 CHILDREN



CASES OF REPEAT ABUSE SUBSTANTIATED REPORTS



TYPES OF ALLEGATIONS SUBSTANTIATED REPORTS



130 TOTAL ALLEGATIONS

- 45** (34.6%) Sexual Abuse
- 34** (26.2%) Physical Abuse/Bodily Injury
- 21** (16.2%) Reasonable Likelihood of Bodily Injury
- 19** (14.6%) Serious Physical Neglect
- 5** (3.8%) Engaging in Per Se Acts
- 4** (3.1%) Likelihood of Sexual Abuse/Exploitation
- 2** (1.5%) Severe Form of Trafficking in Persons or Sex Trafficking
- 0** (0.0%) Serious Mental Injury
- 0** (0.0%) Munchausen Syndrome by Proxy/Medical Abuse

▲ NOTE: A report may have more than one allegation for each report; therefore, the total number of allegations will be greater than the total number of reports.

\$5,185,766

EXPENDITURES CHILD ABUSE INVESTIGATIONS AND GENERAL PROTECTIVE SERVICES ASSESSMENTS



2023 SUBSTANTIATED FATALITIES

2/57 MALE 2 FEMALE 0

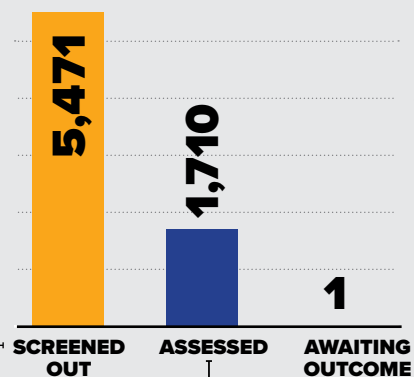
2023 SUBSTANTIATED NEAR FATALITIES

2/119 MALE 1 FEMALE 1

2023 REPORTS OF GENERAL PROTECTIVE SERVICES

7,182

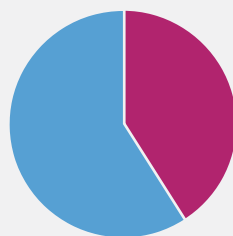
TOTAL REPORTS



10,000
8,000
6,000
4,000
2,000

BREAKDOWN VALID ASSESSED REPORTS

695



TOTAL
VALID
INVALID

NUMBER OF CHILDREN ASSESSED

2,412

TOTAL

975

VALID

CHILDREN
ASSESSED
PER 1,000
CHILDREN

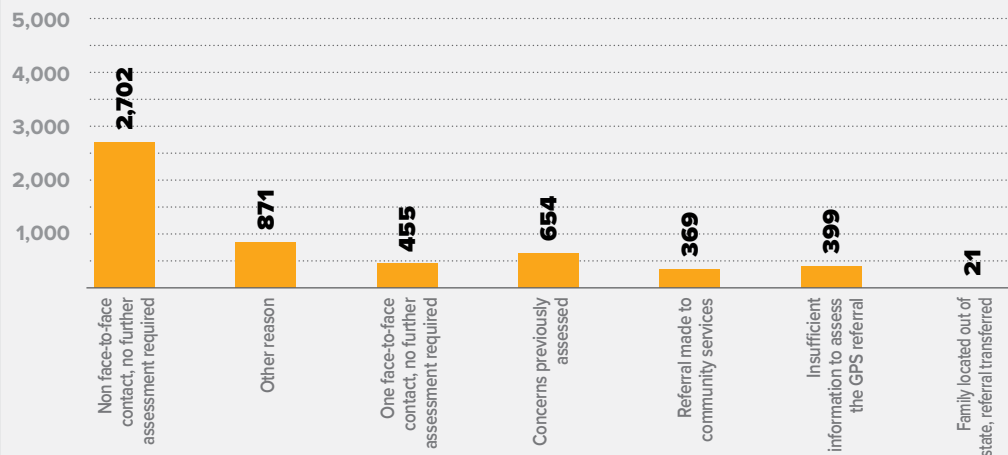
13.2

TOTAL

5.3

VALID

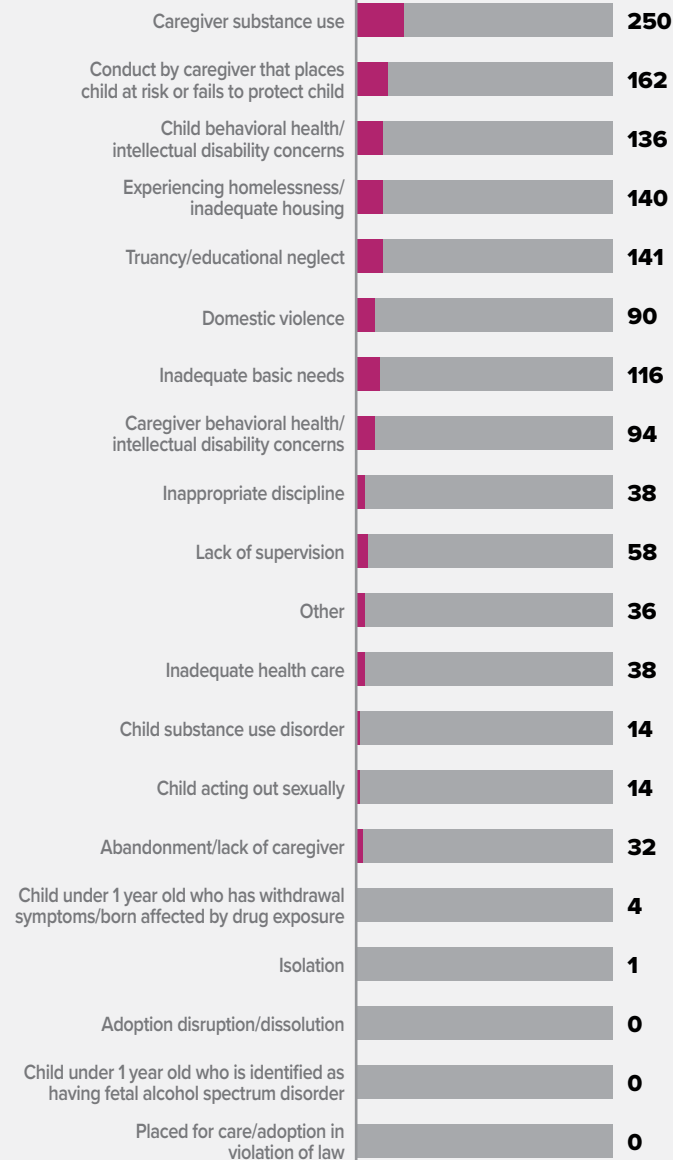
BREAKDOWN REPORTS SCREENED OUT BY REASON



VALID GPS CONCERNS BY TYPE

1,364

TOTAL CONCERNS



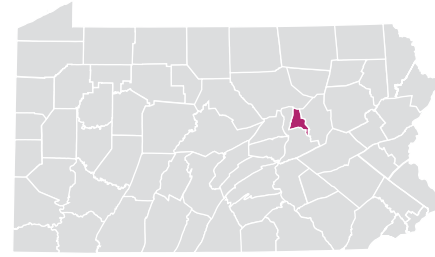
MONTGOMERY COUNTY

NOTE: A report may have more than one concern for each report; therefore, the total number of concerns will be greater than the total number of reports. In some reports, more than one child was assessed with valid concerns; therefore, the number of children assessed exceeds the number of valid assessed reports.



MONTGOMERY COUNTY

RURAL // POPULATION • 18,165 / POPULATION UNDER 18 • 3,690



2023 REPORTS OF CHILD ABUSE

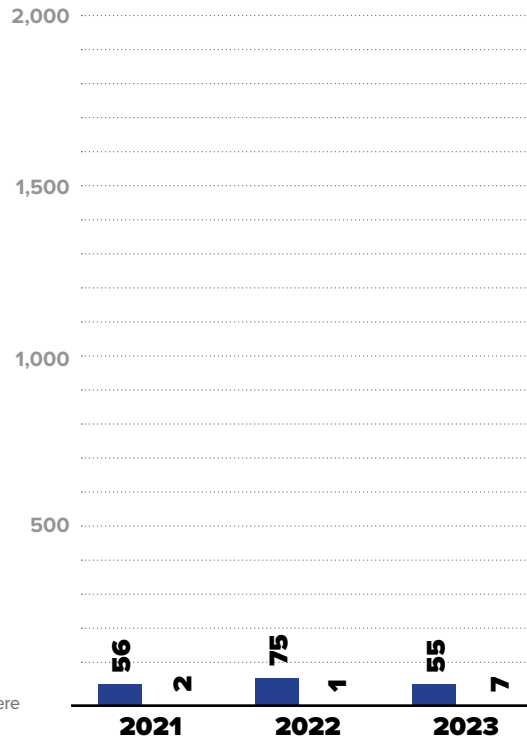
55

■ TOTAL REPORTS

7

■ SUBSTANTIATED REPORTS

▲ NOTE: CPS and GPS data reported were investigated and substantiated by the CCYA and may vary from statewide data which include both CCYA and OCYF Regional Office investigations.



▲ NOTE: 2021 totals above will not align with the 2021 totals in this same table in the 2021 report, as regional investigations were included for that year in error in the 2021 report.

SUBSTANTIATED REPORTS BY SEX OF VICTIM

FEMALE

2

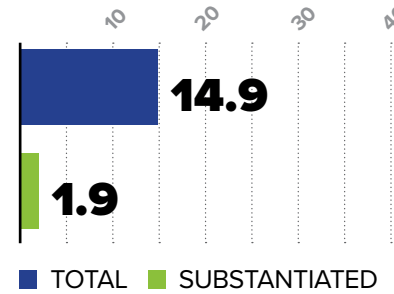
28.6%

MALE

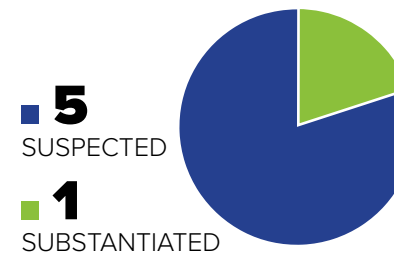
5

71.4%

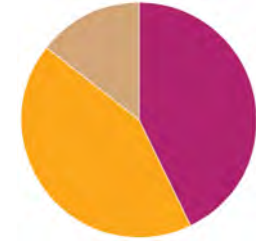
CHILD ABUSE REPORTS PER 1,000 CHILDREN



CASES OF REPEAT ABUSE SUBSTANTIATED REPORTS



TYPES OF ALLEGATIONS SUBSTANTIATED REPORTS



7 TOTAL ALLEGATIONS

- **0** (0.0%) Sexual Abuse
- **3** (42.9%) Physical Abuse/Bodily Injury
- **3** (42.9%) Reasonable Likelihood of Bodily Injury
- **0** (0.0%) Serious Physical Neglect
- **1** (14.3%) Engaging in Per Se Acts
- **0** (0.0%) Likelihood of Sexual Abuse/Exploitation
- **0** (0.0%) Severe Form of Trafficking in Persons or Sex Trafficking
- **0** (0.0%) Serious Mental Injury
- **0** (0.0%) Munchausen Syndrome by Proxy/Medical Abuse

▲ NOTE: A report may have more than one allegation for each report; therefore, the total number of allegations will be greater than the total number of reports.

\$289,422

EXPENDITURES CHILD ABUSE INVESTIGATIONS AND GENERAL PROTECTIVE SERVICES ASSESSMENTS



2023 SUBSTANTIATED FATALITIES

0/57 MALE FEMALE

2023 SUBSTANTIATED NEAR FATALITIES

0/119 MALE FEMALE

2023 REPORTS OF GENERAL PROTECTIVE SERVICES

238

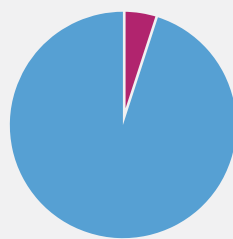
TOTAL REPORTS



6,000
5,000
4,000
3,000
2,000
1,000

BREAKDOWN VALID ASSESSED REPORTS

8



■ TOTAL
■ VALID
■ INVALID

NUMBER OF CHILDREN ASSESSED

206 TOTAL

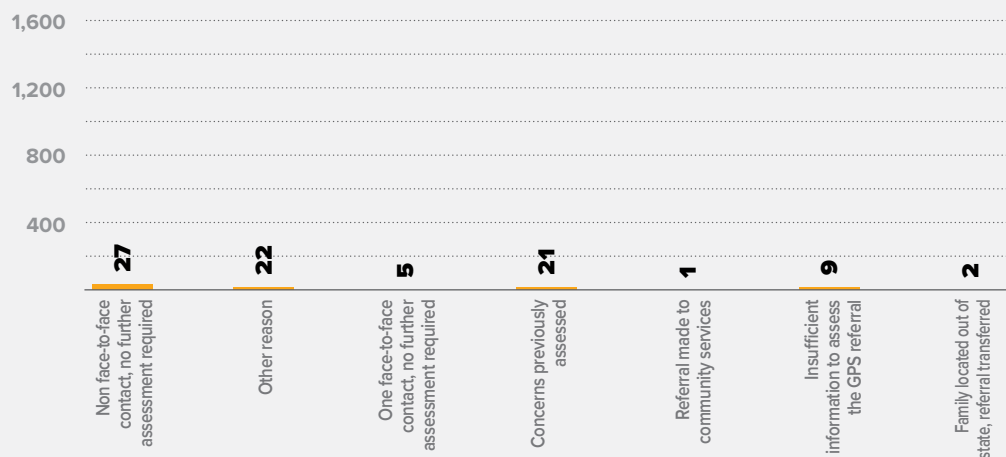
12 VALID

CHILDREN ASSESSED PER 1,000 CHILDREN

55.8 TOTAL

3.3 VALID

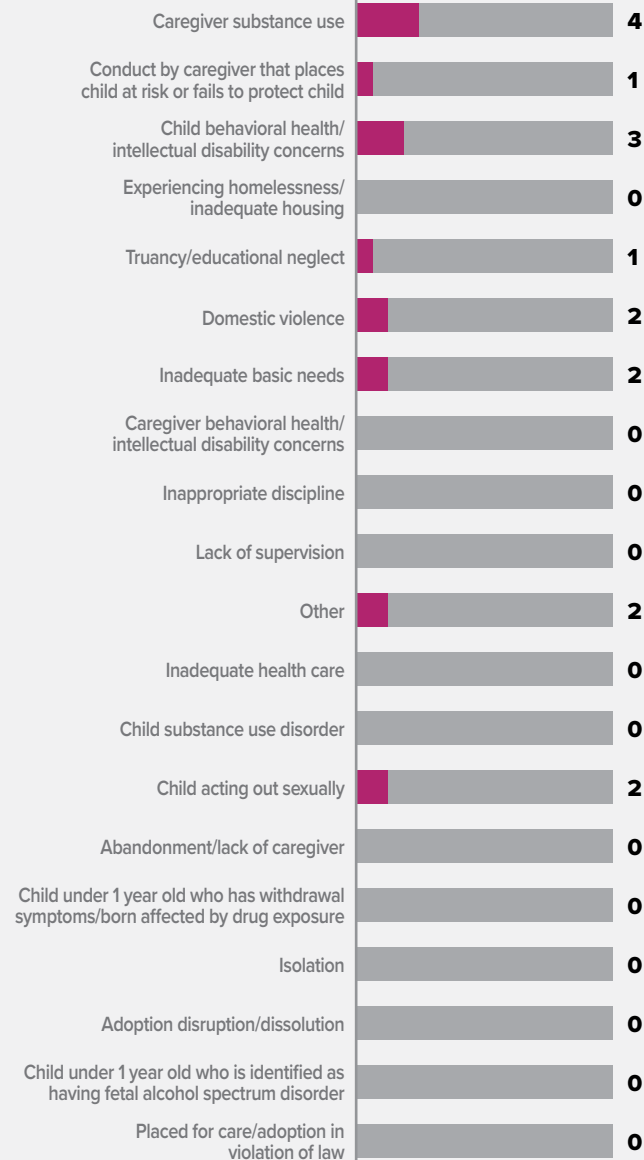
BREAKDOWN REPORTS SCREENED OUT BY REASON



VALID GPS CONCERNS BY TYPE

17

TOTAL CONCERNS



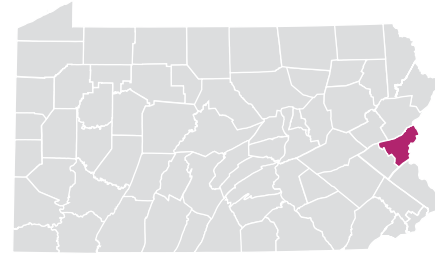
MONTOUR COUNTY

NOTE: A report may have more than one concern for each report; therefore, the total number of concerns will be greater than the total number of reports. In some reports, more than one child was assessed with valid concerns; therefore, the number of children assessed exceeds the number of valid assessed reports.



NORTHAMPTON COUNTY

URBAN // POPULATION • 314,299 / POPULATION UNDER 18 • 61,392



2023 REPORTS OF CHILD ABUSE

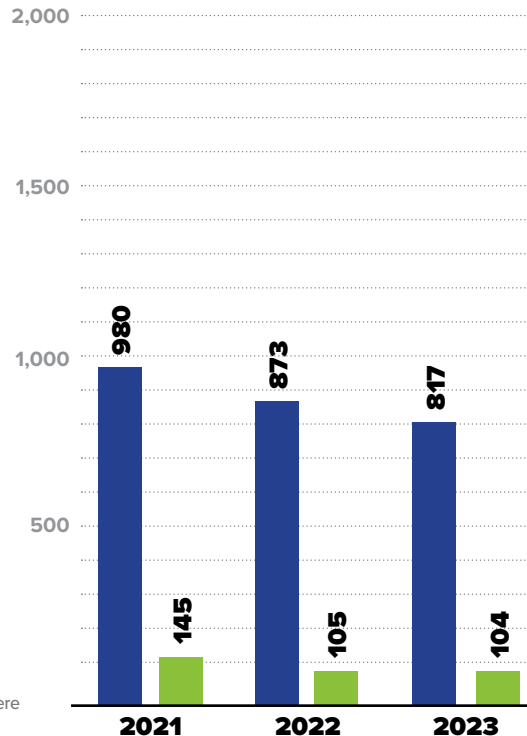
817

■ TOTAL REPORTS

104

■ SUBSTANTIATED REPORTS

▲ NOTE: CPS and GPS data reported were investigated and substantiated by the CCYA and may vary from statewide data which include both CCYA and OCYF Regional Office investigations.



▲ NOTE: 2021 totals above will not align with the 2021 totals in this same table in the 2021 report, as regional investigations were included for that year in error in the 2021 report.

SUBSTANTIATED REPORTS BY SEX OF VICTIM

FEMALE

59

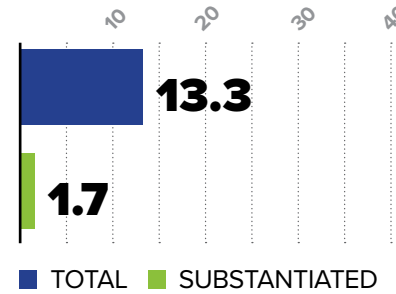
56.7%

MALE

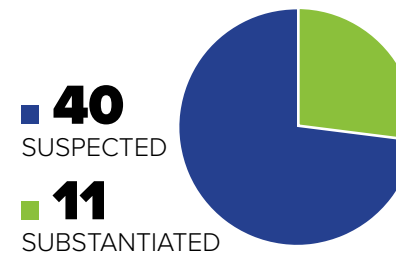
45

43.3%

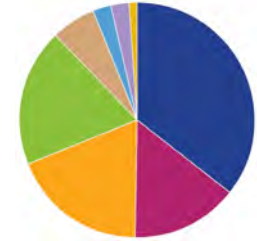
CHILD ABUSE REPORTS PER 1,000 CHILDREN



CASES OF REPEAT ABUSE SUBSTANTIATED REPORTS



TYPES OF ALLEGATIONS SUBSTANTIATED REPORTS



117 TOTAL ALLEGATIONS

- **42** (35.9%) Sexual Abuse
- **17** (14.5%) Physical Abuse/Bodily Injury
- **22** (18.8%) Reasonable Likelihood of Bodily Injury
- **22** (18.8%) Serious Physical Neglect
- **7** (6.0%) Engaging in Per Se Acts
- **3** (2.6%) Likelihood of Sexual Abuse/Exploitation
- **3** (2.6%) Severe Form of Trafficking in Persons or Sex Trafficking
- **1** (0.9%) Serious Mental Injury
- **0** (0.0%) Munchausen Syndrome by Proxy/Medical Abuse

▲ NOTE: A report may have more than one allegation for each report; therefore, the total number of allegations will be greater than the total number of reports.

\$6,236,449

EXPENDITURES CHILD ABUSE INVESTIGATIONS AND GENERAL PROTECTIVE SERVICES ASSESSMENTS



2023 SUBSTANTIATED FATALITIES

1/57 MALE 1 FEMALE 0

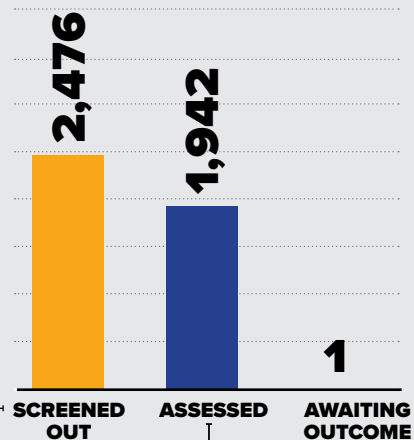
2023 SUBSTANTIATED NEAR FATALITIES

4/119 MALE 3 FEMALE 1

2023 REPORTS OF GENERAL PROTECTIVE SERVICES

4,419

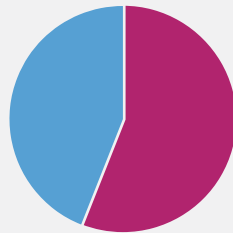
TOTAL REPORTS



6,000
5,000
4,000
3,000
2,000
1,000

BREAKDOWN VALID ASSESSED REPORTS

1,091



■ TOTAL
■ VALID
■ INVALID

NUMBER OF CHILDREN ASSESSED

2,943 TOTAL

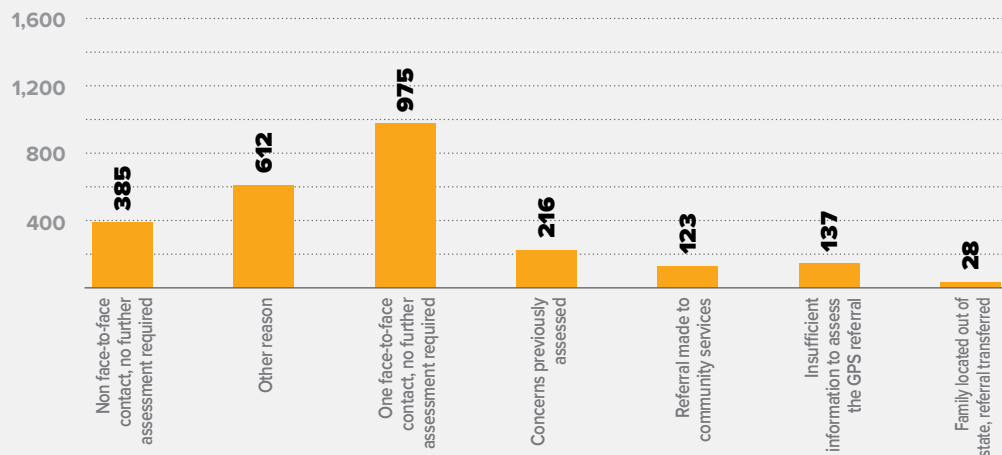
1,612 VALID

CHILDREN
ASSESSED
PER 1,000
CHILDREN

47.9 TOTAL

26.3 VALID

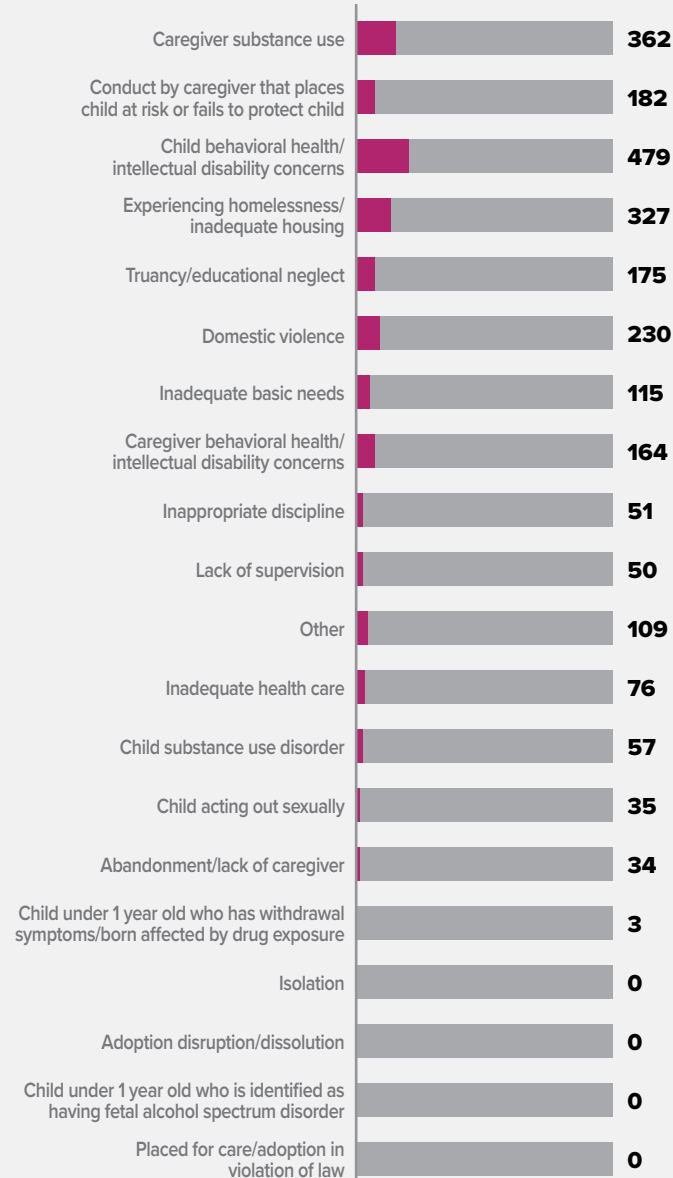
BREAKDOWN REPORTS SCREENED OUT BY REASON



VALID GPS CONCERNS BY TYPE

2,449

TOTAL CONCERNS



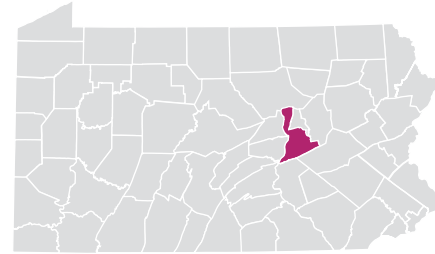
NORTHAMPTON COUNTY

NOTE: A report may have more than one concern for each report; therefore, the total number of concerns will be greater than the total number of reports. In some reports, more than one child was assessed with valid concerns; therefore, the number of children assessed exceeds the number of valid assessed reports.



NORTHUMBERLAND COUNTY

RURAL // POPULATION • 91,340 / POPULATION UNDER 18 • 17,818



2023 REPORTS OF CHILD ABUSE

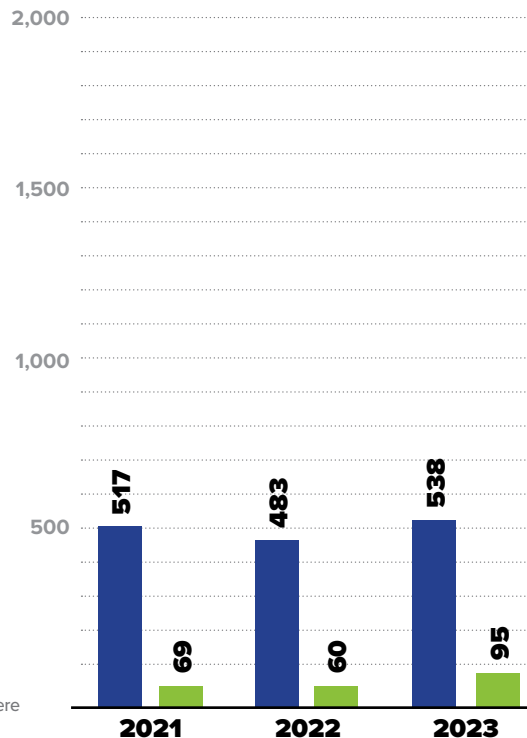
538

■ TOTAL REPORTS

95

■ SUBSTANTIATED REPORTS

▲ NOTE: CPS and GPS data reported were investigated and substantiated by the CCYA and may vary from statewide data which include both CCYA and OCYF Regional Office investigations.



▲ NOTE: 2021 totals above will not align with the 2021 totals in this same table in the 2021 report, as regional investigations were included for that year in error in the 2021 report.

SUBSTANTIATED REPORTS BY SEX OF VICTIM

FEMALE

56

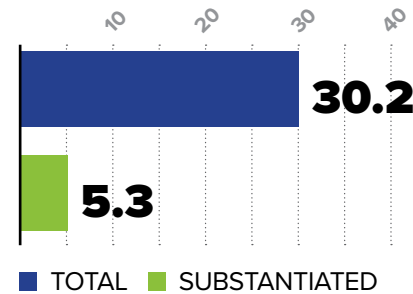
58.9%

MALE

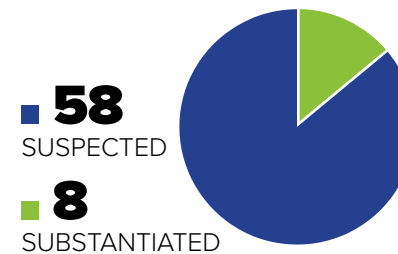
39

41.1%

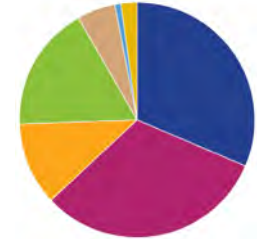
CHILD ABUSE REPORTS PER 1,000 CHILDREN



CASES OF REPEAT ABUSE SUBSTANTIATED REPORTS



TYPES OF ALLEGATIONS SUBSTANTIATED REPORTS




98 TOTAL ALLEGATIONS

- **31** (31.6%) Sexual Abuse
- **31** (31.6%) Physical Abuse/Bodily Injury
- **11** (11.2%) Reasonable Likelihood of Bodily Injury
- **17** (17.3%) Serious Physical Neglect
- **5** (5.1%) Engaging in Per Se Acts
- **1** (1.0%) Likelihood of Sexual Abuse/Exploitation
- **0** (0.0%) Severe Form of Trafficking in Persons or Sex Trafficking
- **2** (2.0%) Serious Mental Injury
- **0** (0.0%) Munchausen Syndrome by Proxy/Medical Abuse

▲ NOTE: A report may have more than one allegation for each report; therefore, the total number of allegations will be greater than the total number of reports.

\$1,825,943

EXPENDITURES CHILD ABUSE INVESTIGATIONS AND GENERAL PROTECTIVE SERVICES ASSESSMENTS



2023 SUBSTANTIATED FATALITIES

2/57 MALE 0 FEMALE 2

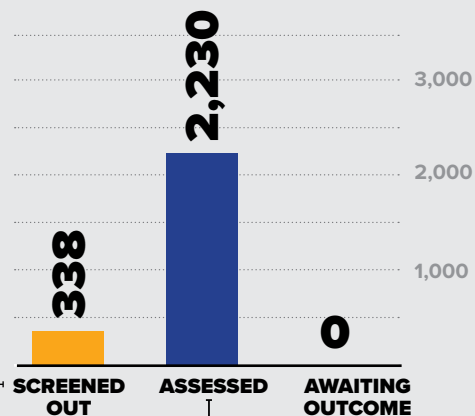
2023 SUBSTANTIATED NEAR FATALITIES

1/119 MALE 1 FEMALE 0

2023 REPORTS OF GENERAL PROTECTIVE SERVICES

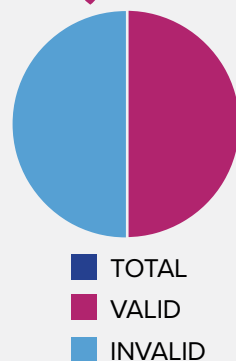
2,568

TOTAL REPORTS



BREAKDOWN VALID ASSESSED REPORTS

1,110



NUMBER OF CHILDREN ASSESSED

3,435

TOTAL

1,663

VALID

CHILDREN
ASSESSED
PER 1,000
CHILDREN

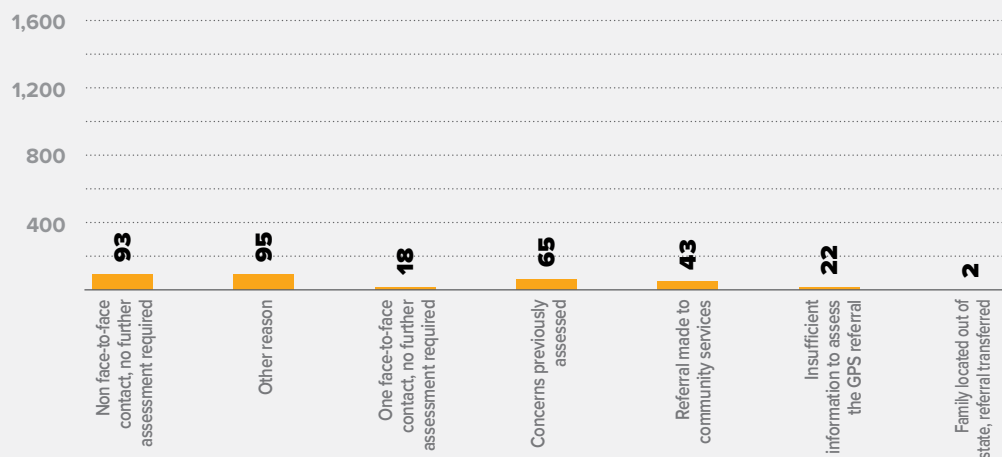
192.8

TOTAL

93.3

VALID

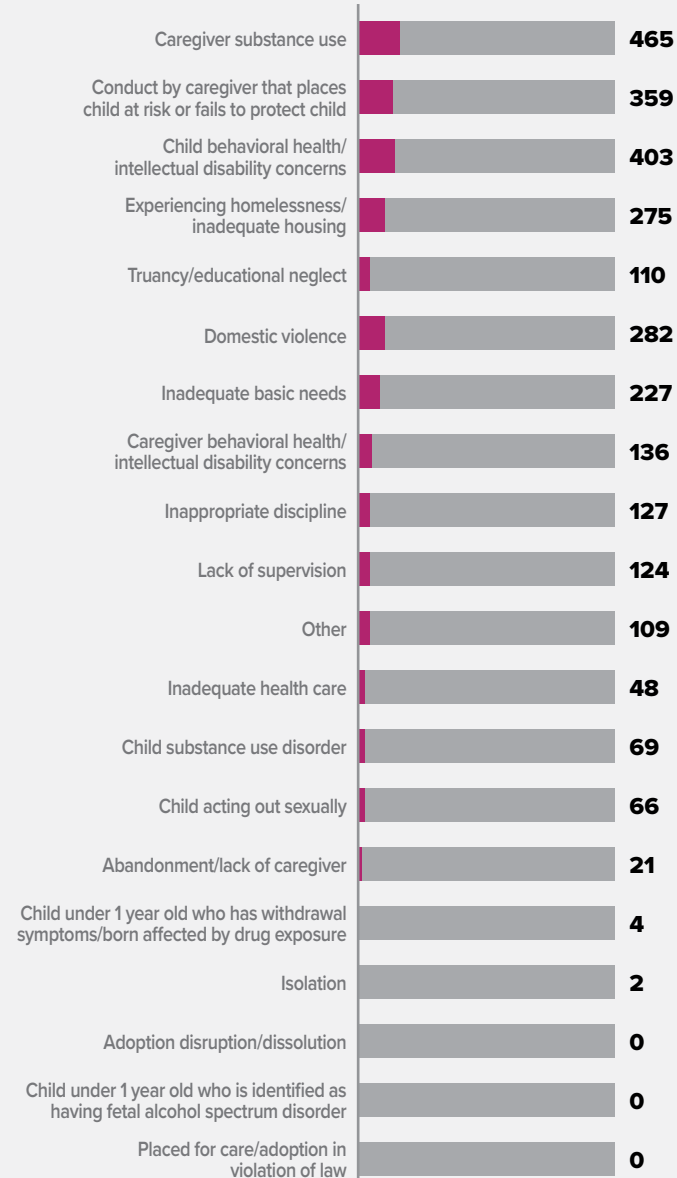
BREAKDOWN REPORTS SCREENED OUT BY REASON



VALID GPS CONCERNS BY TYPE

2,827

TOTAL CONCERNS



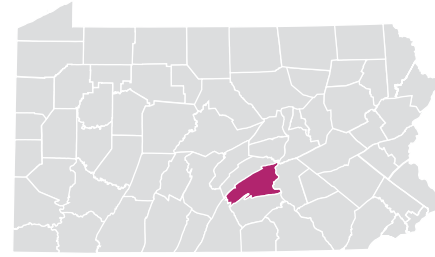
NORTHUMBERLAND COUNTY

NOTE: A report may have more than one concern for each report; therefore, the total number of concerns will be greater than the total number of reports. In some reports, more than one child was assessed with valid concerns; therefore, the number of children assessed exceeds the number of valid assessed reports.



PERRY COUNTY

RURAL // POPULATION • 45,941 / POPULATION UNDER 18 • 9,630



2023 REPORTS OF CHILD ABUSE

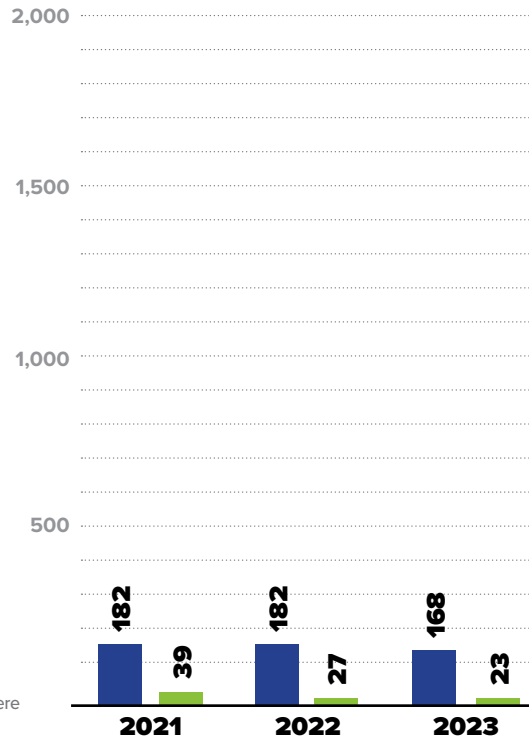
168

■ TOTAL REPORTS

23

■ SUBSTANTIATED REPORTS

▲ NOTE: CPS and GPS data reported were investigated and substantiated by the CCYA and may vary from statewide data which include both CCYA and OCYF Regional Office investigations.



▲ NOTE: 2021 totals above will not align with the 2021 totals in this same table in the 2021 report, as regional investigations were included for that year in error in the 2021 report.

SUBSTANTIATED REPORTS BY SEX OF VICTIM

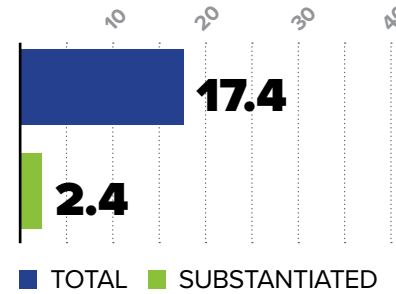
FEMALE

17
73.9%

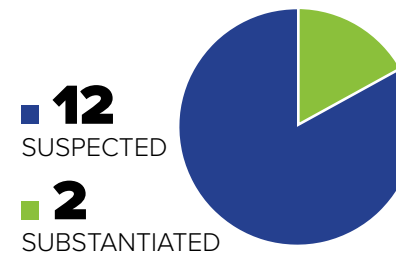
MALE

6
26.1%

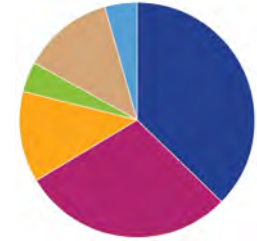
CHILD ABUSE REPORTS PER 1,000 CHILDREN



CASES OF REPEAT ABUSE SUBSTANTIATED REPORTS



TYPES OF ALLEGATIONS SUBSTANTIATED REPORTS



24 TOTAL ALLEGATIONS

- **9** (37.5%) Sexual Abuse
- **7** (29.2%) Physical Abuse/Bodily Injury
- **3** (12.5%) Reasonable Likelihood of Bodily Injury
- **1** (4.2%) Serious Physical Neglect
- **3** (12.5%) Engaging in Per Se Acts
- **1** (4.2%) Likelihood of Sexual Abuse/Exploitation
- **0** (0.0%) Severe Form of Trafficking in Persons or Sex Trafficking
- **0** (0.0%) Serious Mental Injury
- **0** (0.0%) Munchausen Syndrome by Proxy/Medical Abuse

▲ NOTE: A report may have more than one allegation for each report; therefore, the total number of allegations will be greater than the total number of reports.

\$874,456

EXPENDITURES CHILD ABUSE INVESTIGATIONS AND GENERAL PROTECTIVE SERVICES ASSESSMENTS



2023 SUBSTANTIATED FATALITIES

0/57 MALE FEMALE

2023 SUBSTANTIATED NEAR FATALITIES

0/119 MALE FEMALE

2023 REPORTS OF GENERAL PROTECTIVE SERVICES

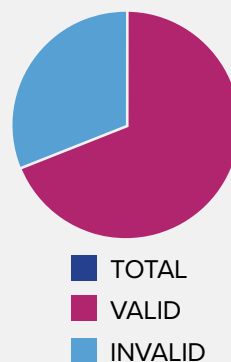
709

TOTAL REPORTS



BREAKDOWN VALID ASSESSED REPORTS

282



NUMBER OF CHILDREN ASSESSED

570
TOTAL

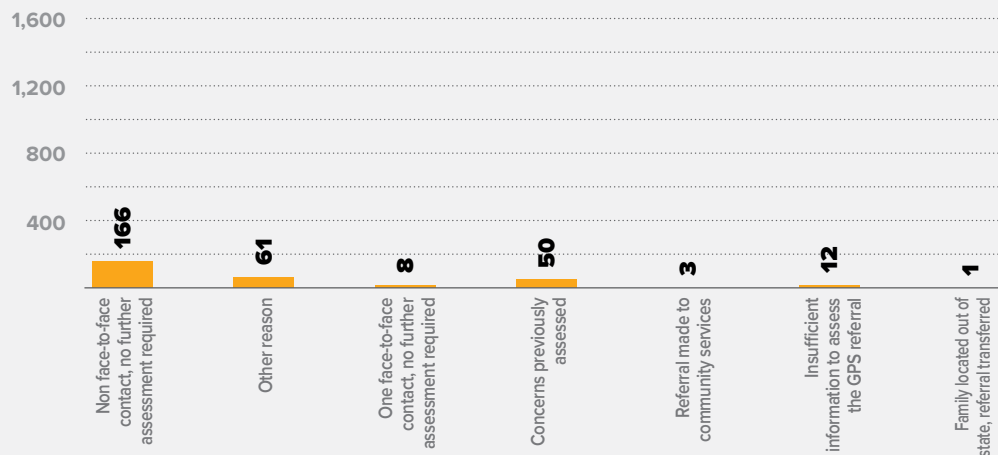
379
VALID

CHILDREN
ASSESSED
PER 1,000
CHILDREN

59.2
TOTAL

39.4
VALID

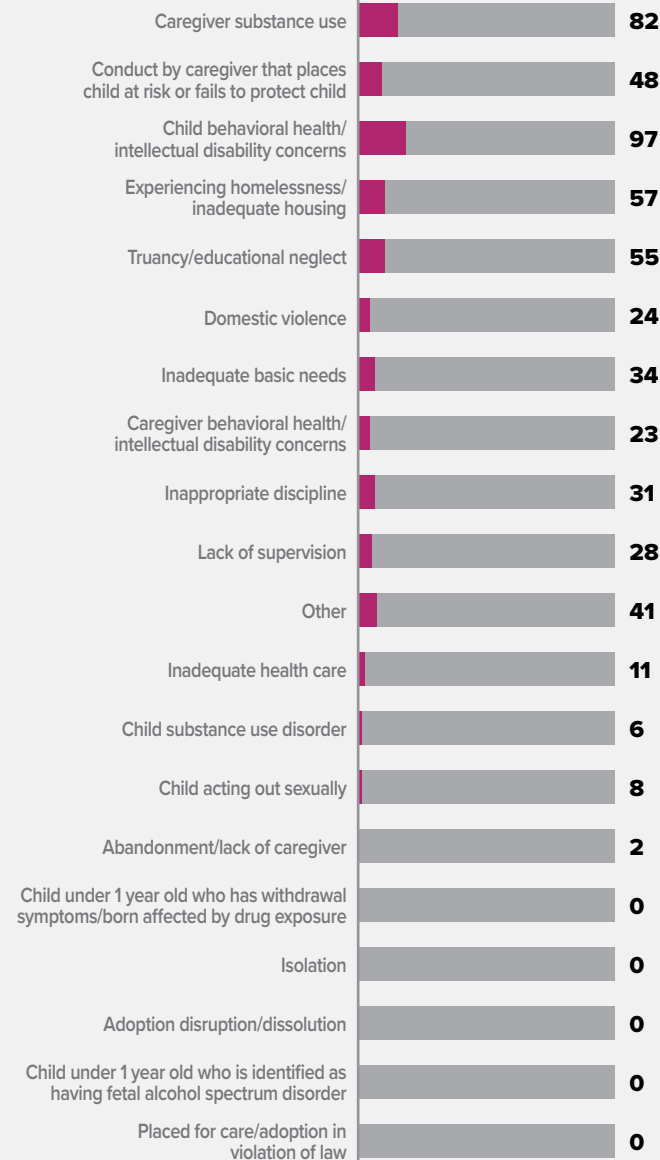
BREAKDOWN REPORTS SCREENED OUT BY REASON



VALID GPS CONCERNS BY TYPE

547

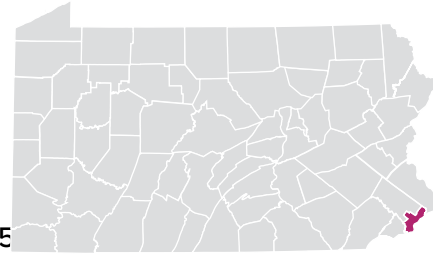
TOTAL CONCERNS



NOTE: A report may have more than one concern for each report; therefore, the total number of concerns will be greater than the total number of reports. In some reports, more than one child was assessed with valid concerns; therefore, the number of children assessed exceeds the number of valid assessed reports.

PHILADELPHIA COUNTY

URBAN // POPULATION • 1,593,208 / POPULATION UNDER 18 • 342,585



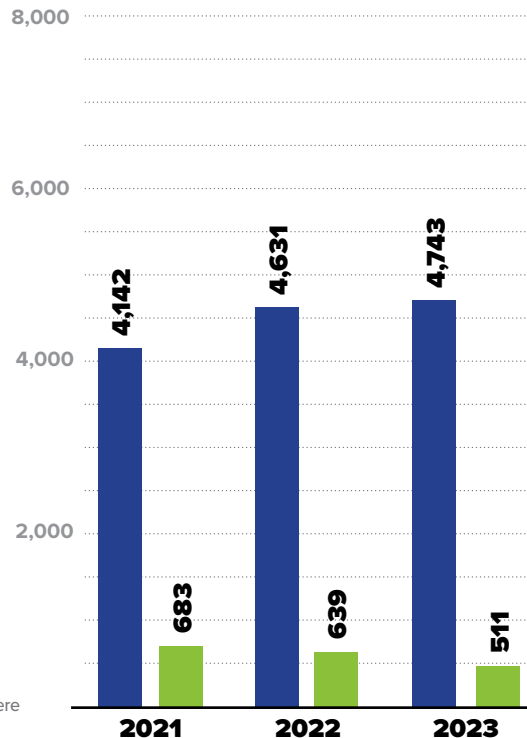
2023 REPORTS OF CHILD ABUSE

4,743
TOTAL REPORTS

511
SUBSTANTIATED REPORTS

■ TOTAL REPORTS
■ SUBSTANTIATED REPORTS

▲ NOTE: CPS and GPS data reported were investigated and substantiated by the CCYA and may vary from statewide data which include both CCYA and OCYF Regional Office investigations.



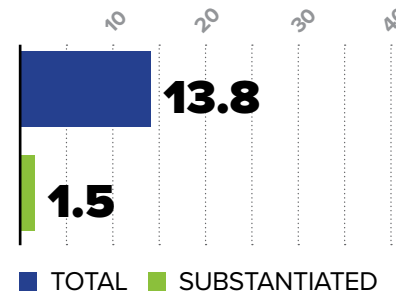
▲ NOTE: 2021 totals above will not align with the 2021 totals in this same table in the 2021 report, as regional investigations were included for that year in error in the 2021 report.

SUBSTANTIATED REPORTS BY SEX OF VICTIM

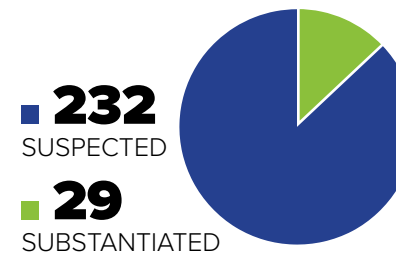
FEMALE
340
66.5%

MALE
171
33.5%

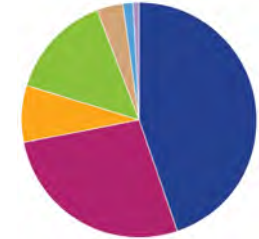
CHILD ABUSE REPORTS PER 1,000 CHILDREN



CASES OF REPEAT ABUSE SUBSTANTIATED REPORTS



TYPES OF ALLEGATIONS SUBSTANTIATED REPORTS



564 TOTAL ALLEGATIONS

- 253** (44.9%) Sexual Abuse
- 153** (27.1%) Physical Abuse/Bodily Injury
- 45** (8.0%) Reasonable Likelihood of Bodily Injury
- 80** (14.2%) Serious Physical Neglect
- 21** (3.7%) Engaging in Per Se Acts
- 8** (1.4%) Likelihood of Sexual Abuse/Exploitation
- 4** (0.7%) Severe Form of Trafficking in Persons or Sex Trafficking
- 0** (0.0%) Serious Mental Injury
- 0** (0.0%) Munchausen Syndrome by Proxy/Medical Abuse

▲ NOTE: A report may have more than one allegation for each report; therefore, the total number of allegations will be greater than the total number of reports.

\$33,432,280

EXPENDITURES CHILD ABUSE INVESTIGATIONS AND GENERAL PROTECTIVE SERVICES ASSESSMENTS



2023 SUBSTANTIATED FATALITIES

8/57 MALE 4 FEMALE 4

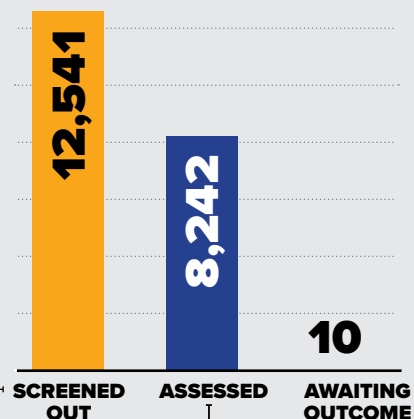
2023 SUBSTANTIATED NEAR FATALITIES

21/119 MALE 11 FEMALE 10

2023 REPORTS OF GENERAL PROTECTIVE SERVICES

20,793

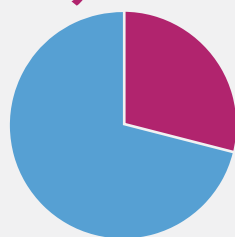
TOTAL REPORTS



20,000
16,000
12,000
8,000
4,000

BREAKDOWN VALID ASSESSED REPORTS

2,409



■ TOTAL
■ VALID
■ INVALID

NUMBER OF CHILDREN ASSESSED

11,960 TOTAL

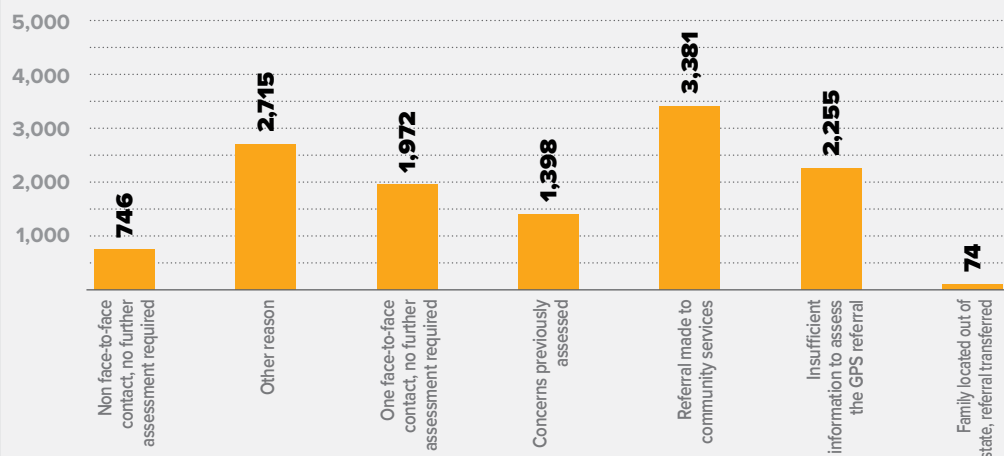
3,291 VALID

CHILDREN ASSESSED PER 1,000 CHILDREN

34.9 TOTAL

9.6 VALID

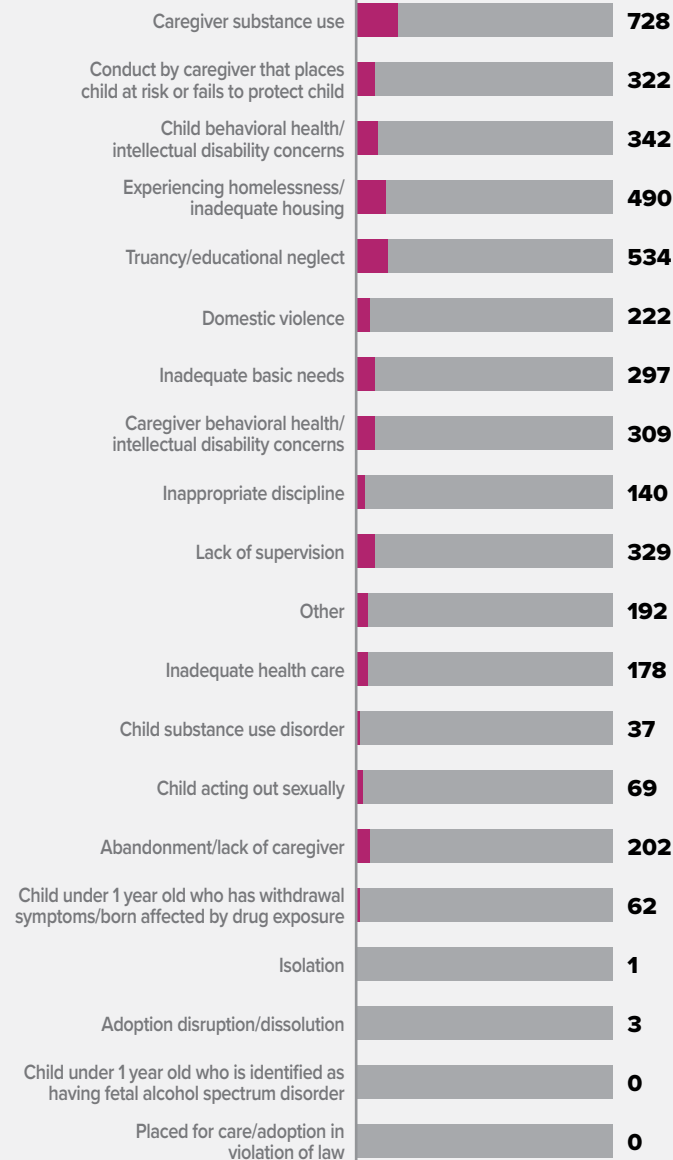
BREAKDOWN REPORTS SCREENED OUT BY REASON



VALID GPS CONCERNS BY TYPE

4,457

TOTAL CONCERNS



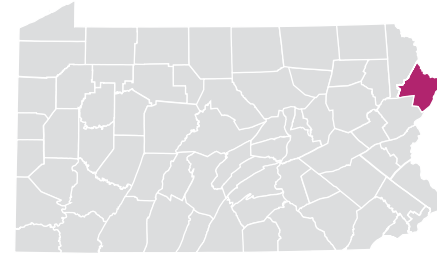
PHILADELPHIA COUNTY

NOTE: A report may have more than one concern for each report; therefore, the total number of concerns will be greater than the total number of reports. In some reports, more than one child was assessed with valid concerns; therefore, the number of children assessed exceeds the number of valid assessed reports.

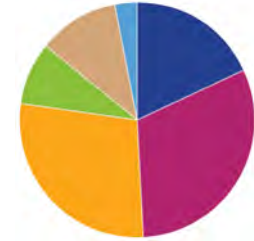


PIKE COUNTY

RURAL // POPULATION • 58,996 / POPULATION UNDER 18 • 10,255



TYPES OF ALLEGATIONS SUBSTANTIATED REPORTS



71 TOTAL ALLEGATIONS

- 13** (18.3%) Sexual Abuse
- 22** (31.0%) Physical Abuse/Bodily Injury
- 20** (28.2%) Reasonable Likelihood of Bodily Injury
- 6** (8.5%) Serious Physical Neglect
- 8** (11.3%) Engaging in Per Se Acts
- 2** (2.8%) Likelihood of Sexual Abuse/Exploitation
- 0** (0.0%) Severe Form of Trafficking in Persons or Sex Trafficking
- 0** (0.0%) Serious Mental Injury
- 0** (0.0%) Munchausen Syndrome by Proxy/Medical Abuse

▲ NOTE: A report may have more than one allegation for each report; therefore, the total number of allegations will be greater than the total number of reports.

2023 REPORTS OF CHILD ABUSE

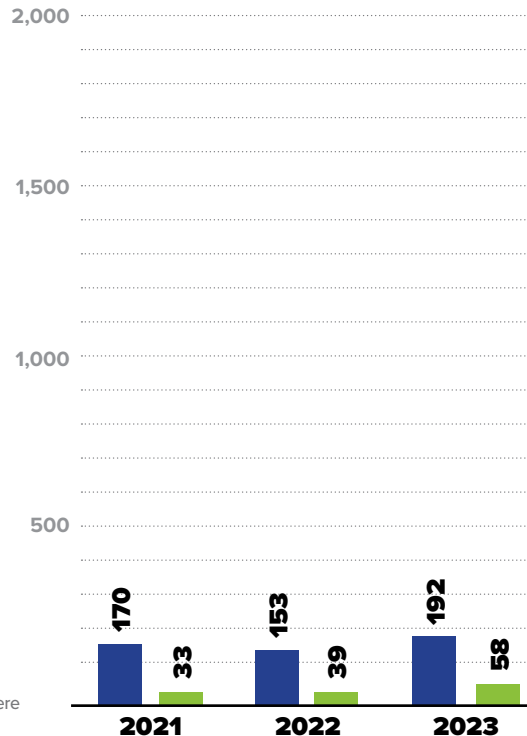
192

■ TOTAL REPORTS

58

■ SUBSTANTIATED REPORTS

▲ NOTE: CPS and GPS data reported were investigated and substantiated by the CCYA and may vary from statewide data which include both CCYA and OCYF Regional Office investigations.



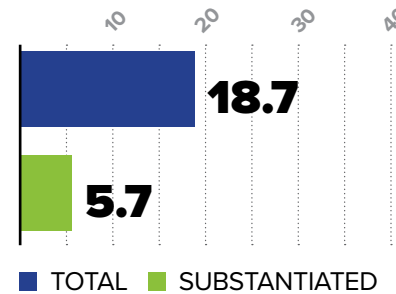
▲ NOTE: 2021 totals above will not align with the 2021 totals in this same table in the 2021 report, as regional investigations were included for that year in error in the 2021 report.

SUBSTANTIATED REPORTS BY SEX OF VICTIM

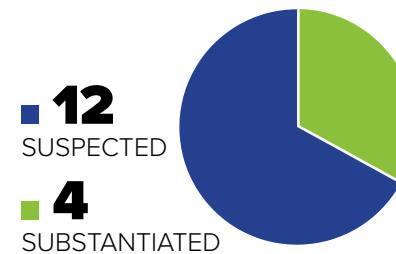
FEMALE
34
58.6%

MALE
24
41.4%

CHILD ABUSE REPORTS PER 1,000 CHILDREN



CASES OF REPEAT ABUSE SUBSTANTIATED REPORTS



\$1,703,866

EXPENDITURES CHILD ABUSE
INVESTIGATIONS AND GENERAL
PROTECTIVE SERVICES ASSESSMENTS



2023 SUBSTANTIATED FATALITIES

0/57 MALE FEMALE

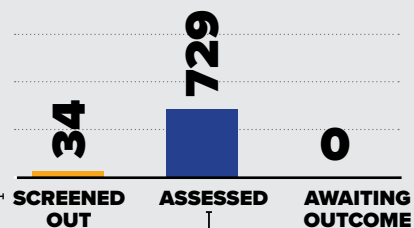
2023 SUBSTANTIATED NEAR FATALITIES

0/119 MALE FEMALE

2023 REPORTS OF GENERAL PROTECTIVE SERVICES

763

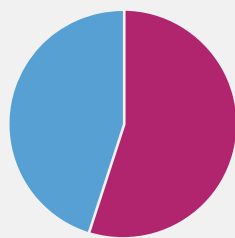
TOTAL REPORTS



6,000
5,000
4,000
3,000
2,000
1,000

BREAKDOWN VALID ASSESSED REPORTS

404



■ TOTAL
■ VALID
■ INVALID

NUMBER OF CHILDREN ASSESSED

1,067 TOTAL

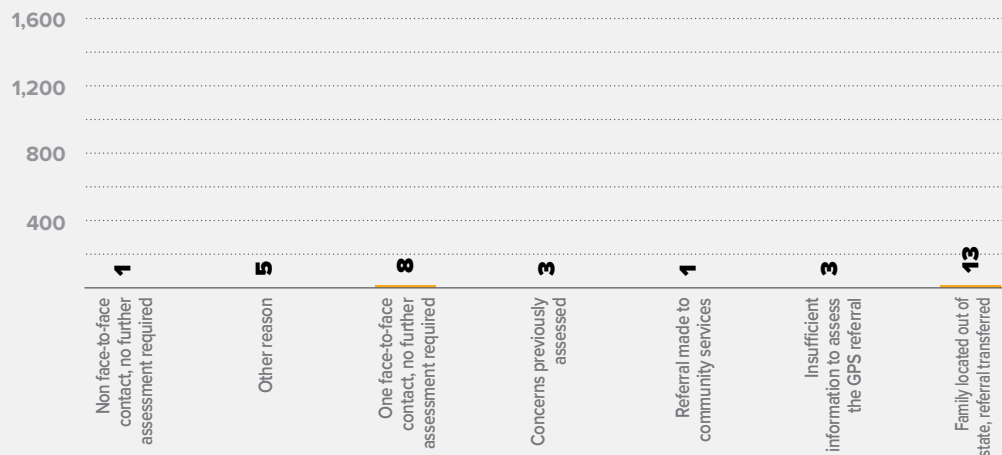
575 VALID

CHILDREN ASSESSED PER 1,000 CHILDREN

104.0 TOTAL

56.1 VALID

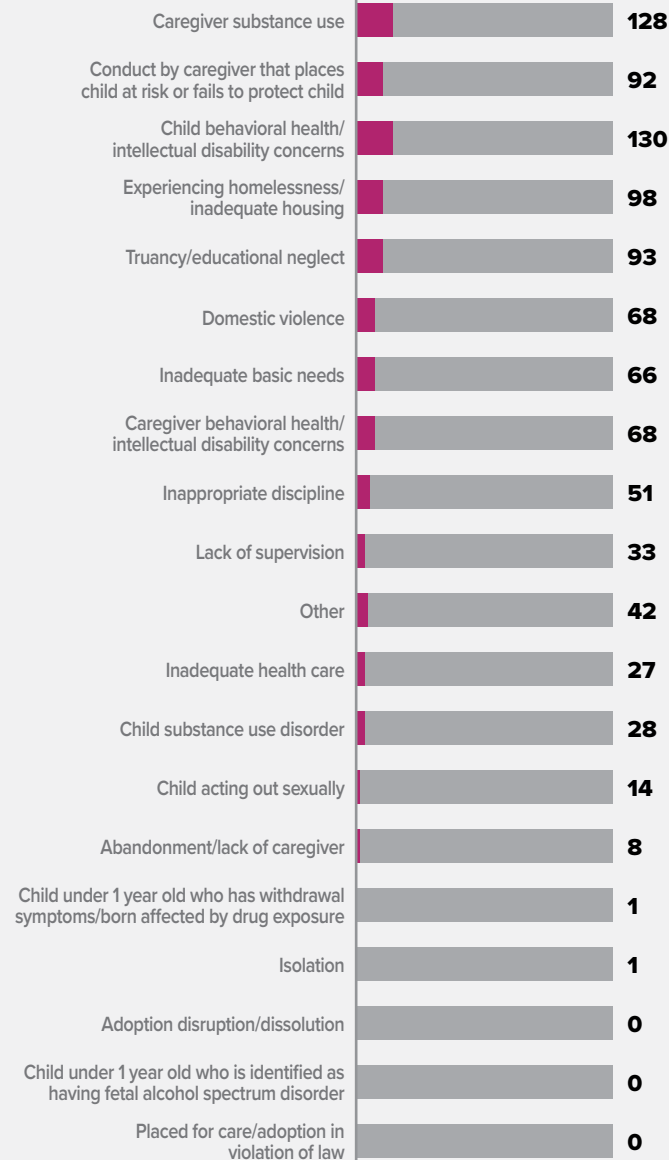
BREAKDOWN REPORTS SCREENED OUT BY REASON



VALID GPS CONCERNS BY TYPE

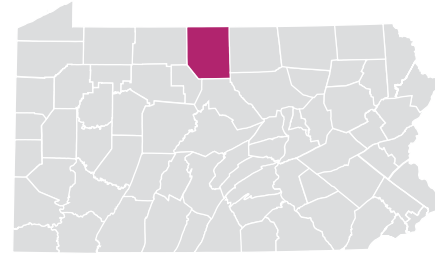
948

TOTAL CONCERNS



POTTER COUNTY

RURAL // POPULATION • 16,390 / POPULATION UNDER 18 • 3,324



2023 REPORTS OF CHILD ABUSE

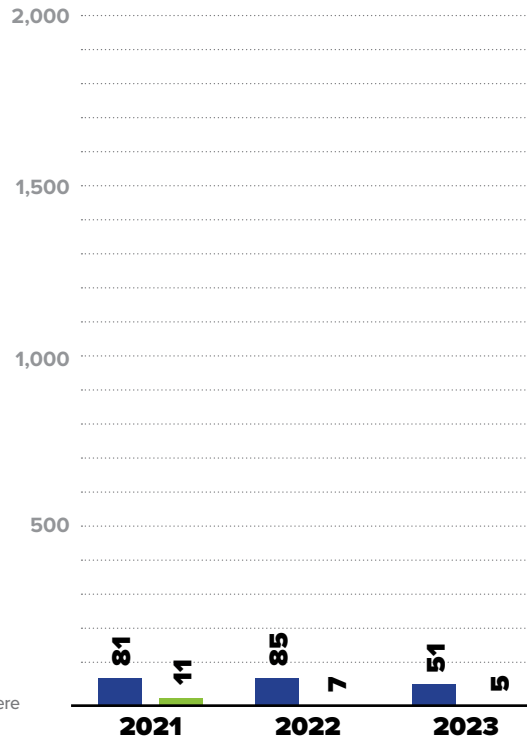
51

■ TOTAL REPORTS

5

■ SUBSTANTIATED REPORTS

▲ NOTE: CPS and GPS data reported were investigated and substantiated by the CCYA and may vary from statewide data which include both CCYA and OCYF Regional Office investigations.



▲ NOTE: 2021 totals above will not align with the 2021 totals in this same table in the 2021 report, as regional investigations were included for that year in error in the 2021 report.

SUBSTANTIATED REPORTS BY SEX OF VICTIM

FEMALE

2

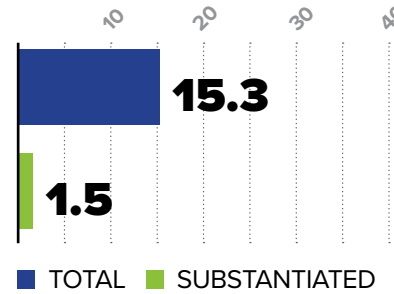
40.0%

MALE

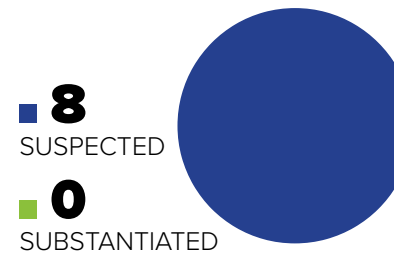
3

60.0%

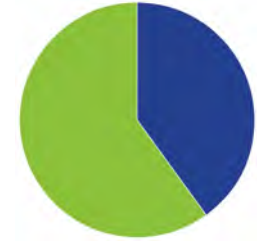
CHILD ABUSE REPORTS PER 1,000 CHILDREN



CASES OF REPEAT ABUSE SUBSTANTIATED REPORTS



TYPES OF ALLEGATIONS SUBSTANTIATED REPORTS



5 TOTAL ALLEGATIONS

- **2** (40.0%) Sexual Abuse
- **0** (0.0%) Physical Abuse/Bodily Injury
- **0** (0.0%) Reasonable Likelihood of Bodily Injury
- **3** (60.0%) Serious Physical Neglect
- **0** (0.0%) Engaging in Per Se Acts
- **0** (0.0%) Likelihood of Sexual Abuse/Exploitation
- **0** (0.0%) Severe Form of Trafficking in Persons or Sex Trafficking
- **0** (0.0%) Serious Mental Injury
- **0** (0.0%) Munchausen Syndrome by Proxy/Medical Abuse

▲ NOTE: A report may have more than one allegation for each report; therefore, the total number of allegations will be greater than the total number of reports.

\$574,727

EXPENDITURES CHILD ABUSE INVESTIGATIONS AND GENERAL PROTECTIVE SERVICES ASSESSMENTS



2023 SUBSTANTIATED FATALITIES

0/57 MALE FEMALE

2023 SUBSTANTIATED NEAR FATALITIES

0/119 MALE FEMALE

2023 REPORTS OF GENERAL PROTECTIVE SERVICES

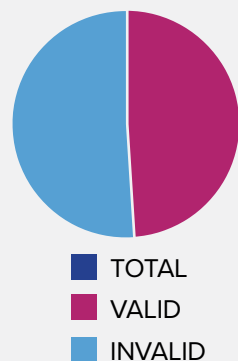
267

TOTAL REPORTS



BREAKDOWN VALID ASSESSED REPORTS

103



NUMBER OF CHILDREN ASSESSED

277 TOTAL

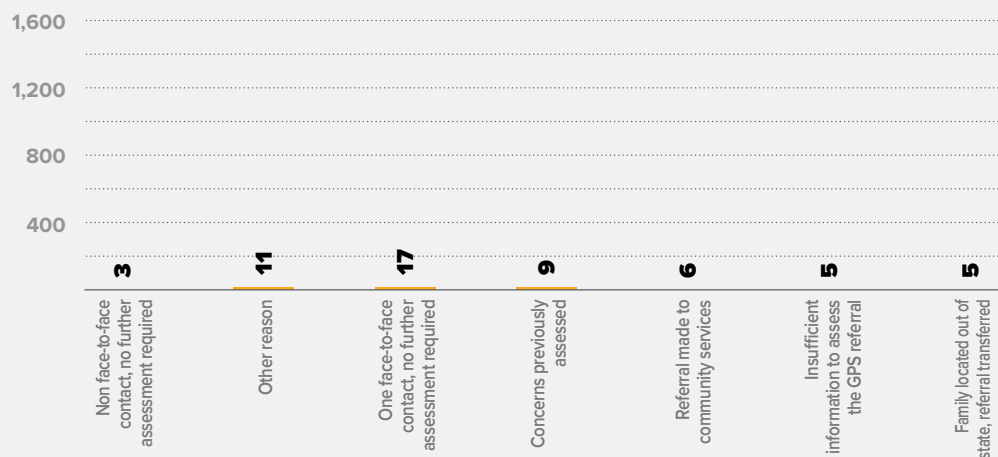
133 VALID

CHILDREN
ASSESSED
PER 1,000
CHILDREN

83.3 TOTAL

40.0 VALID

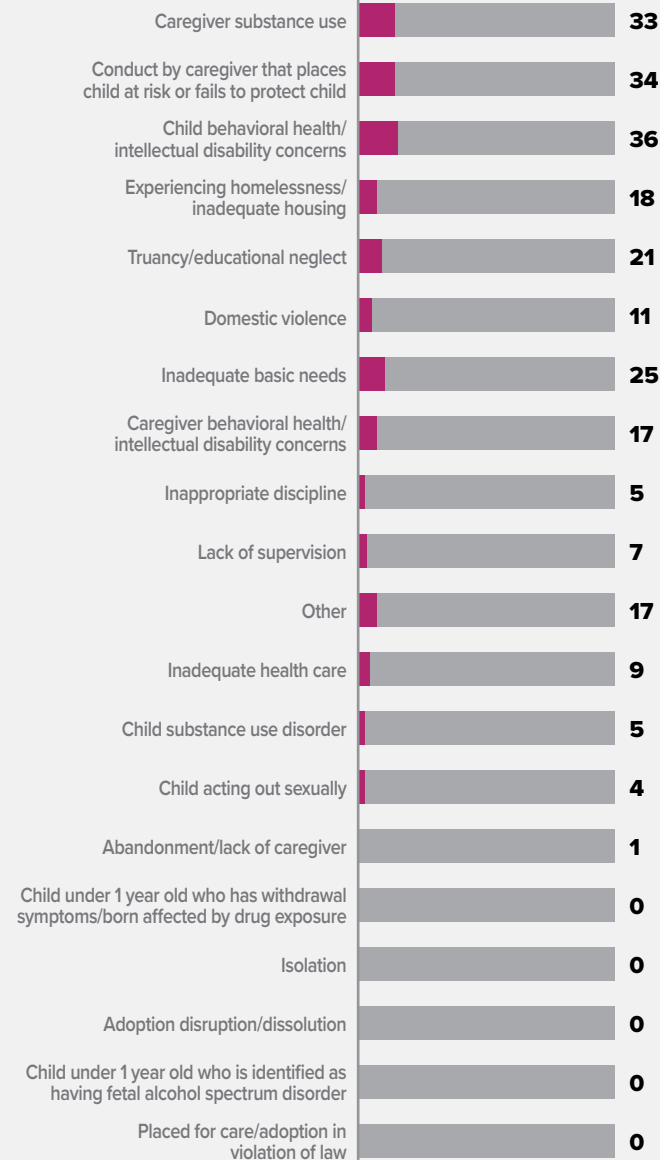
BREAKDOWN REPORTS SCREENED OUT BY REASON



VALID GPS CONCERNS BY TYPE

243

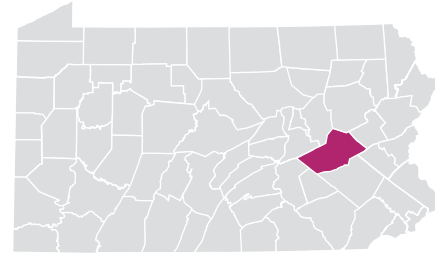
TOTAL CONCERNS



NOTE: A report may have more than one concern for each report; therefore, the total number of concerns will be greater than the total number of reports. In some reports, more than one child was assessed with valid concerns; therefore, the number of children assessed exceeds the number of valid assessed reports.

SCHUYLKILL COUNTY

RURAL // POPULATION • 143,201 / POPULATION UNDER 18 • 28,326



2023 REPORTS OF CHILD ABUSE

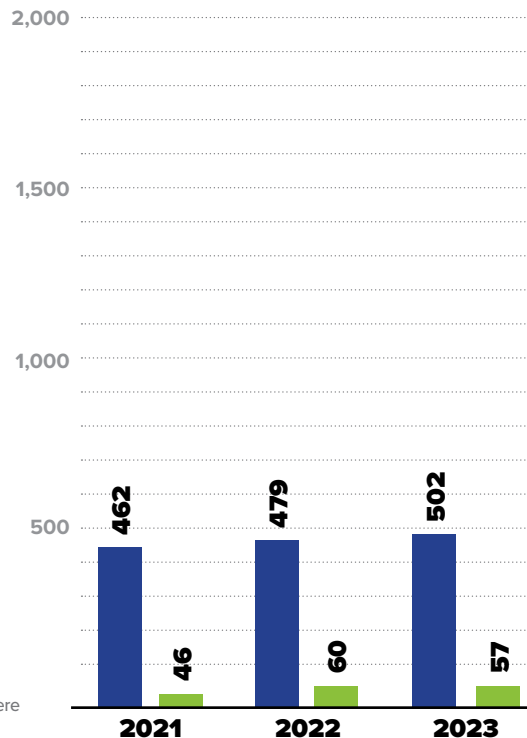
502

■ TOTAL REPORTS

57

■ SUBSTANTIATED
REPORTS

▲ NOTE: CPS and GPS data reported were investigated and substantiated by the CCYA and may vary from statewide data which include both CCYA and OCYF Regional Office investigations.



▲ NOTE: 2021 totals above will not align with the 2021 totals in this same table in the 2021 report, as regional investigations were included for that year in error in the 2021 report.

SUBSTANTIATED REPORTS BY SEX OF VICTIM

FEMALE

35

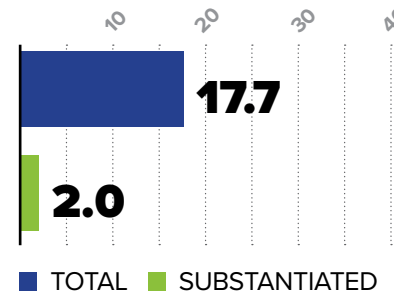
61.4%

MALE

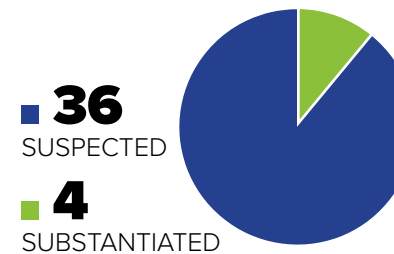
22

38.6%

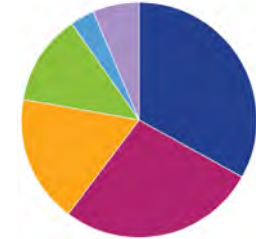
CHILD ABUSE REPORTS PER 1,000 CHILDREN



CASES OF REPEAT ABUSE SUBSTANTIATED REPORTS



TYPES OF ALLEGATIONS SUBSTANTIATED REPORTS



63 TOTAL
ALLEGATIONS

- **21** (33.3%) Sexual Abuse
- **17** (27.0%) Physical Abuse/Bodily Injury
- **11** (17.5%) Reasonable Likelihood of Bodily Injury
- **8** (12.7%) Serious Physical Neglect
- **0** (0.0%) Engaging in Per Se Acts
- **2** (3.2%) Likelihood of Sexual Abuse/Exploitation
- **4** (6.3%) Severe Form of Trafficking in Persons or Sex Trafficking
- **0** (0.0%) Serious Mental Injury
- **0** (0.0%) Munchausen Syndrome by Proxy/Medical Abuse

▲ NOTE: A report may have more than one allegation for each report; therefore, the total number of allegations will be greater than the total number of reports.

\$3,124,008

EXPENDITURES CHILD ABUSE
INVESTIGATIONS AND GENERAL
PROTECTIVE SERVICES ASSESSMENTS



2023 SUBSTANTIATED FATALITIES

0/57 MALE 0 FEMALE 0

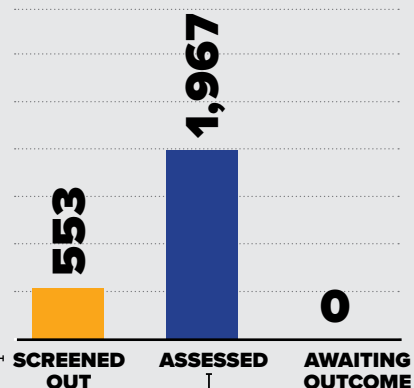
2023 SUBSTANTIATED NEAR FATALITIES

3/119 MALE 2 FEMALE 1

2023 REPORTS OF GENERAL PROTECTIVE SERVICES

2,520

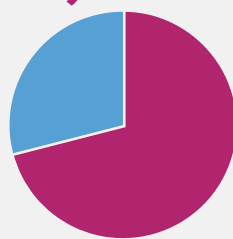
TOTAL REPORTS



6,000
5,000
4,000
3,000
2,000
1,000

BREAKDOWN VALID ASSESSED REPORTS

1,404



■ TOTAL
■ VALID
■ INVALID

NUMBER OF CHILDREN ASSESSED

2,798

TOTAL

1,973

VALID

CHILDREN
ASSESSED
PER 1,000
CHILDREN

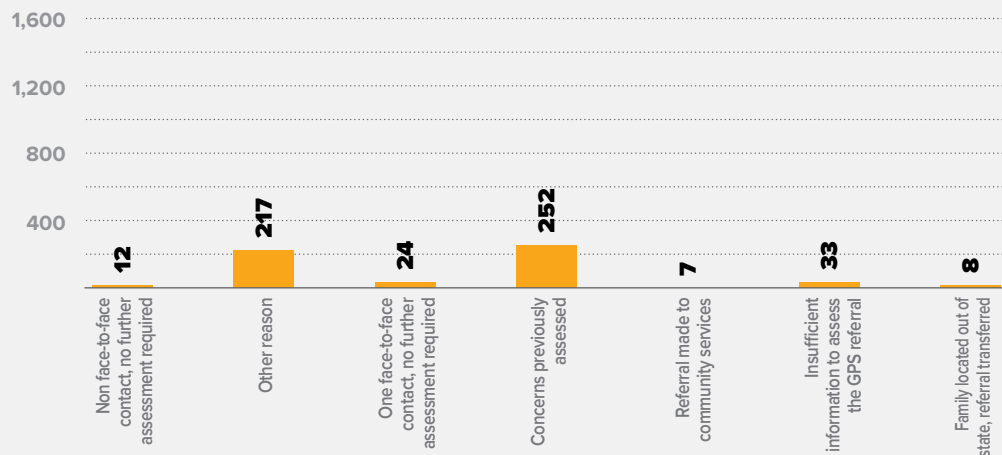
98.8

TOTAL

69.7

VALID

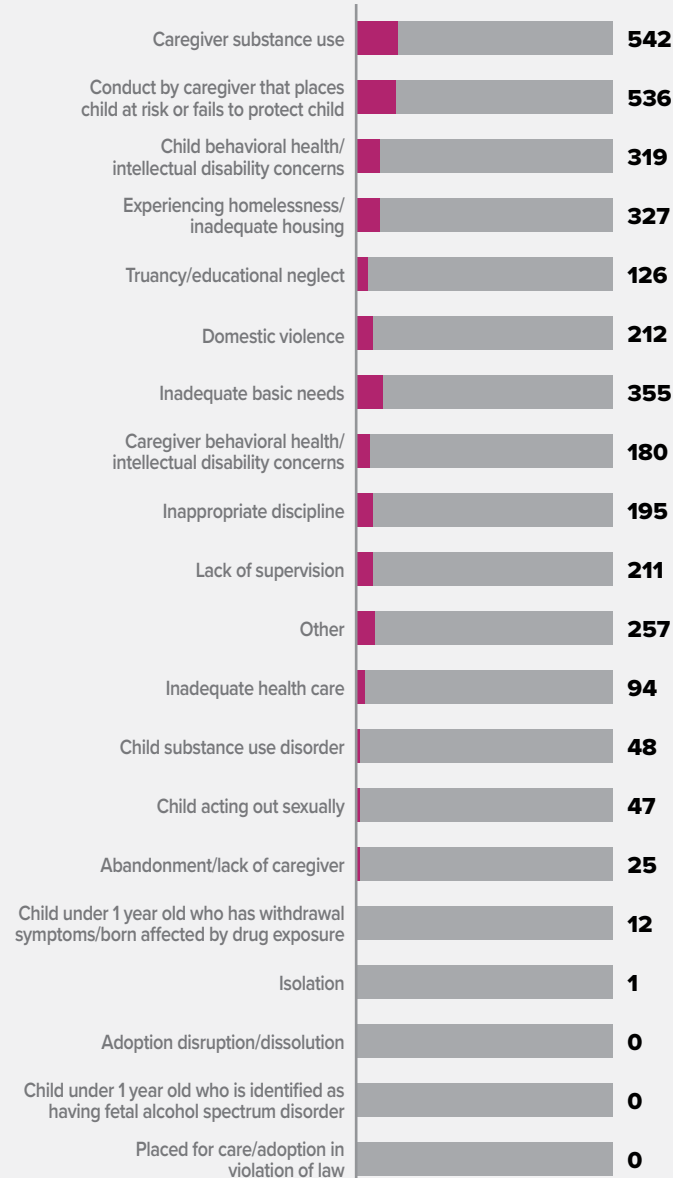
BREAKDOWN REPORTS SCREENED OUT BY REASON



VALID GPS CONCERNS BY TYPE

3,487

TOTAL CONCERNS



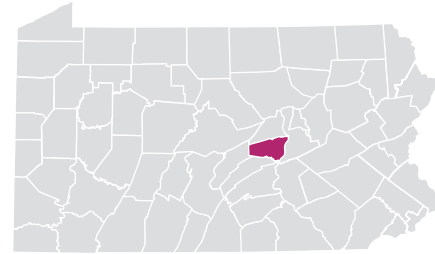
SCHUYLKILL COUNTY

NOTE: A report may have more than one concern for each report; therefore, the total number of concerns will be greater than the total number of reports. In some reports, more than one child was assessed with valid concerns; therefore, the number of children assessed exceeds the number of valid assessed reports.



SNYDER COUNTY

RURAL // POPULATION • 39,797 / POPULATION UNDER 18 • 8,170



2023 REPORTS OF CHILD ABUSE

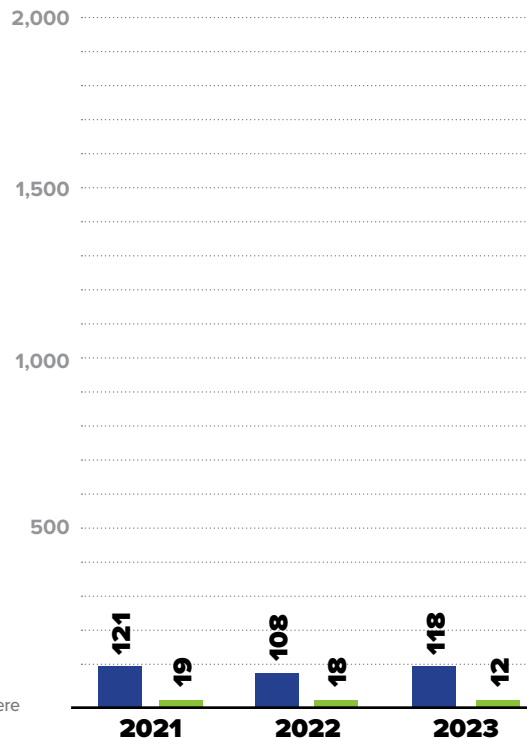
118

■ TOTAL REPORTS

12

■ SUBSTANTIATED
REPORTS

▲ NOTE: CPS and GPS data reported were investigated and substantiated by the CCYA and may vary from statewide data which include both CCYA and OCYF Regional Office investigations.



▲ NOTE: 2021 totals above will not align with the 2021 totals in this same table in the 2021 report, as regional investigations were included for that year in error in the 2021 report.

SUBSTANTIATED REPORTS BY SEX OF VICTIM

FEMALE

9

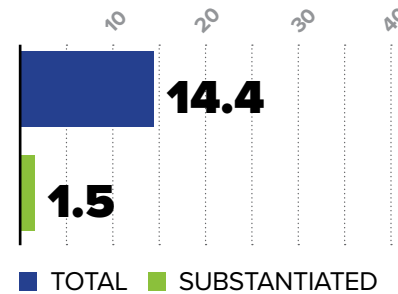
75.0%

MALE

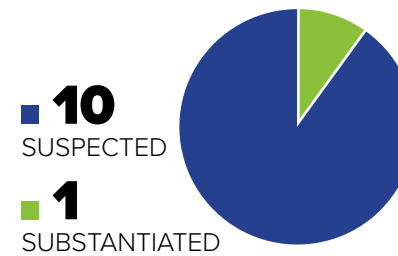
3

25.0%

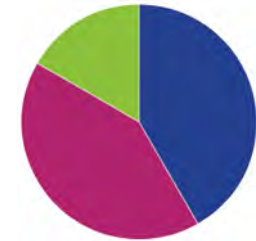
CHILD ABUSE REPORTS PER 1,000 CHILDREN



CASES OF REPEAT ABUSE SUBSTANTIATED REPORTS



TYPES OF ALLEGATIONS SUBSTANTIATED REPORTS



12 TOTAL
ALLEGATIONS

- **5** (41.7%) Sexual Abuse
- **5** (41.7%) Physical Abuse/Bodily Injury
- **0** (0.0%) Reasonable Likelihood of Bodily Injury
- **2** (16.7%) Serious Physical Neglect
- **0** (0.0%) Engaging in Per Se Acts
- **0** (0.0%) Likelihood of Sexual Abuse/Exploitation
- **0** (0.0%) Severe Form of Trafficking in Persons or Sex Trafficking
- **0** (0.0%) Serious Mental Injury
- **0** (0.0%) Munchausen Syndrome by Proxy/Medical Abuse

▲ NOTE: A report may have more than one allegation for each report; therefore, the total number of allegations will be greater than the total number of reports.

\$970,273

EXPENDITURES CHILD ABUSE
INVESTIGATIONS AND GENERAL
PROTECTIVE SERVICES ASSESSMENTS



2023 SUBSTANTIATED FATALITIES

0/57 MALE FEMALE

2023 SUBSTANTIATED NEAR FATALITIES

0/119 MALE FEMALE

2023 REPORTS OF GENERAL PROTECTIVE SERVICES

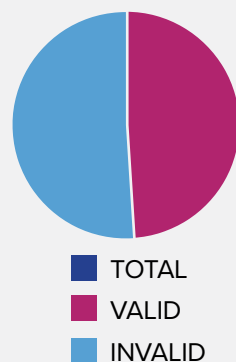
526

TOTAL REPORTS



BREAKDOWN VALID ASSESSED REPORTS

142



NUMBER OF CHILDREN ASSESSED

419

TOTAL

186

VALID

CHILDREN
ASSESSED
PER 1,000
CHILDREN

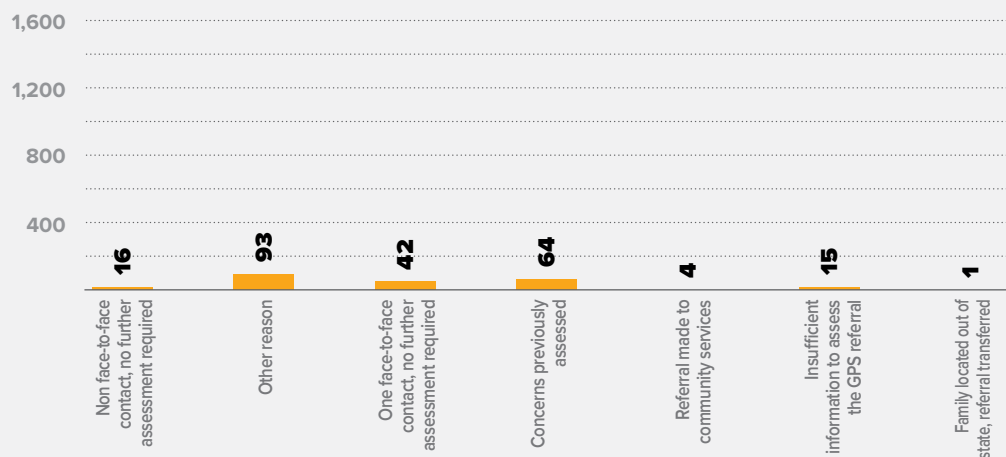
51.3

TOTAL

22.8

VALID

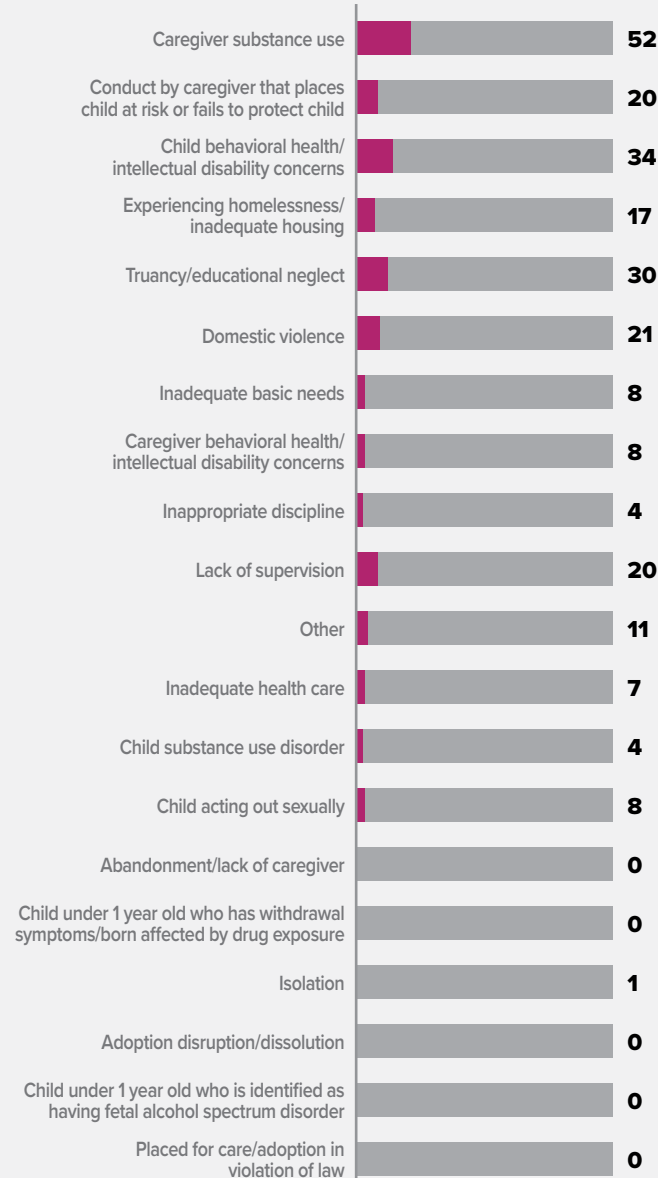
BREAKDOWN REPORTS SCREENED OUT BY REASON



VALID GPS CONCERNS BY TYPE

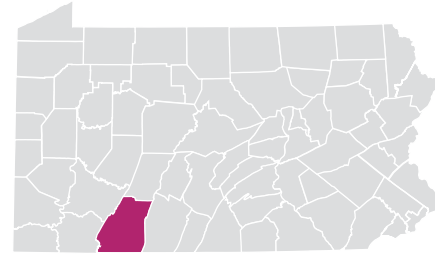
245

TOTAL CONCERNS



SOMERSET COUNTY

RURAL // POPULATION • 73,802 / POPULATION UNDER 18 • 13,378



2023 REPORTS OF CHILD ABUSE

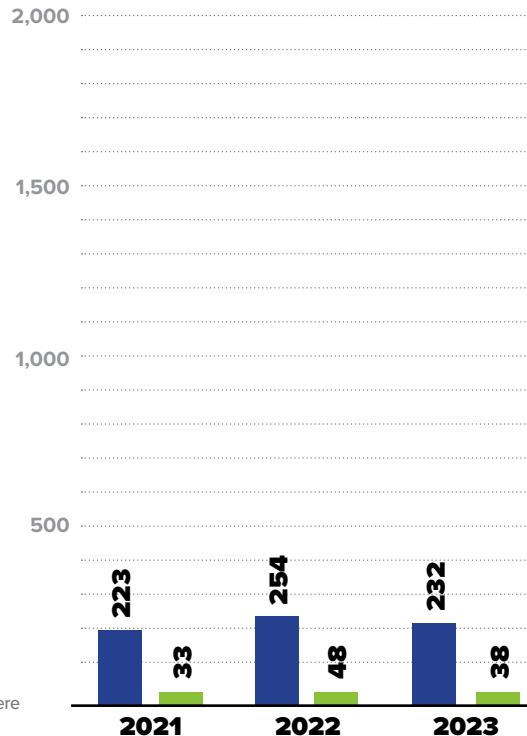
232

■ TOTAL REPORTS

38

■ SUBSTANTIATED REPORTS

▲ NOTE: CPS and GPS data reported were investigated and substantiated by the CCYA and may vary from statewide data which include both CCYA and OCYF Regional Office investigations.



▲ NOTE: 2021 totals above will not align with the 2021 totals in this same table in the 2021 report, as regional investigations were included for that year in error in the 2021 report.

SUBSTANTIATED REPORTS BY SEX OF VICTIM

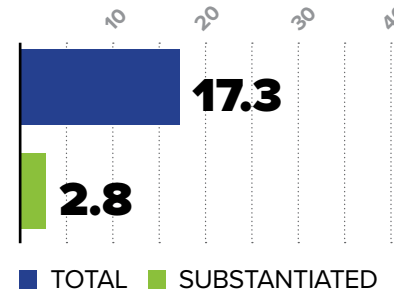
FEMALE

18
47.4%

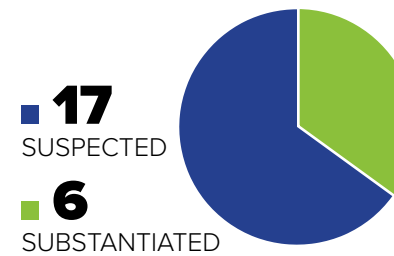
MALE

20
52.6%

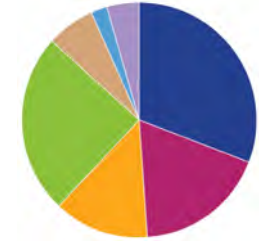
CHILD ABUSE REPORTS PER 1,000 CHILDREN



CASES OF REPEAT ABUSE SUBSTANTIATED REPORTS



TYPES OF ALLEGATIONS SUBSTANTIATED REPORTS



45 TOTAL ALLEGATIONS

- **14** (31.1%) Sexual Abuse
- **8** (17.8%) Physical Abuse/Bodily Injury
- **6** (13.3%) Reasonable Likelihood of Bodily Injury
- **11** (24.4%) Serious Physical Neglect
- **3** (6.7%) Engaging in Per Se Acts
- **1** (2.2%) Likelihood of Sexual Abuse/Exploitation
- **2** (4.4%) Severe Form of Trafficking in Persons or Sex Trafficking
- **0** (0.0%) Serious Mental Injury
- **0** (0.0%) Munchausen Syndrome by Proxy/Medical Abuse

▲ NOTE: A report may have more than one allegation for each report; therefore, the total number of allegations will be greater than the total number of reports.

\$1,142,650

EXPENDITURES CHILD ABUSE INVESTIGATIONS AND GENERAL PROTECTIVE SERVICES ASSESSMENTS



2023 SUBSTANTIATED FATALITIES

0/57 MALE 0 FEMALE 0

2023 SUBSTANTIATED NEAR FATALITIES

2/119 MALE 1 FEMALE 1

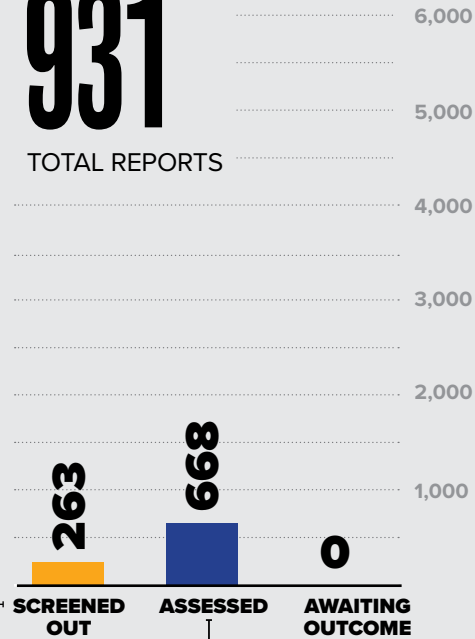


NOTE: A report may have more than one concern for each report; therefore, the total number of concerns will be greater than the total number of reports. In some reports, more than one child was assessed with valid concerns; therefore, the number of children assessed exceeds the number of valid assessed reports.

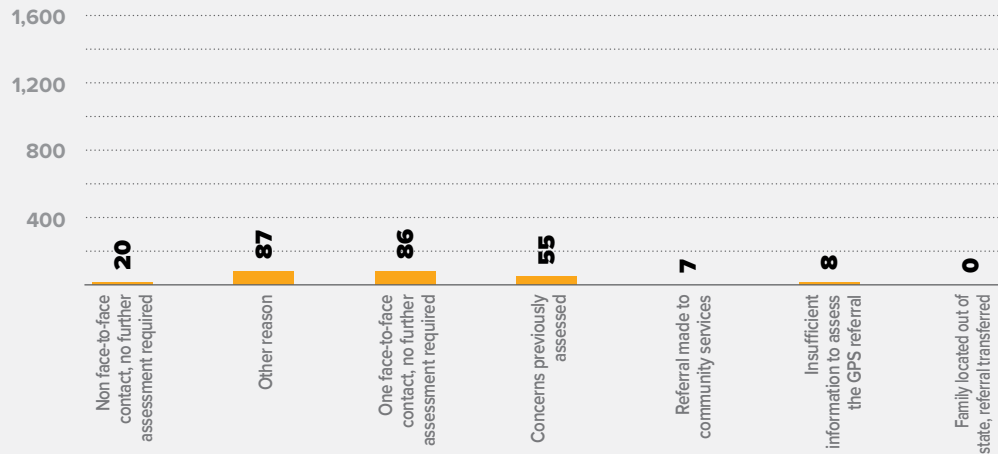
2023 REPORTS OF GENERAL PROTECTIVE SERVICES

931

TOTAL REPORTS

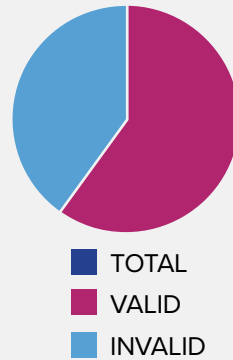


BREAKDOWN REPORTS SCREENED OUT BY REASON



BREAKDOWN VALID ASSESSED REPORTS

399



NUMBER OF CHILDREN ASSESSED

1,082 TOTAL

652 VALID

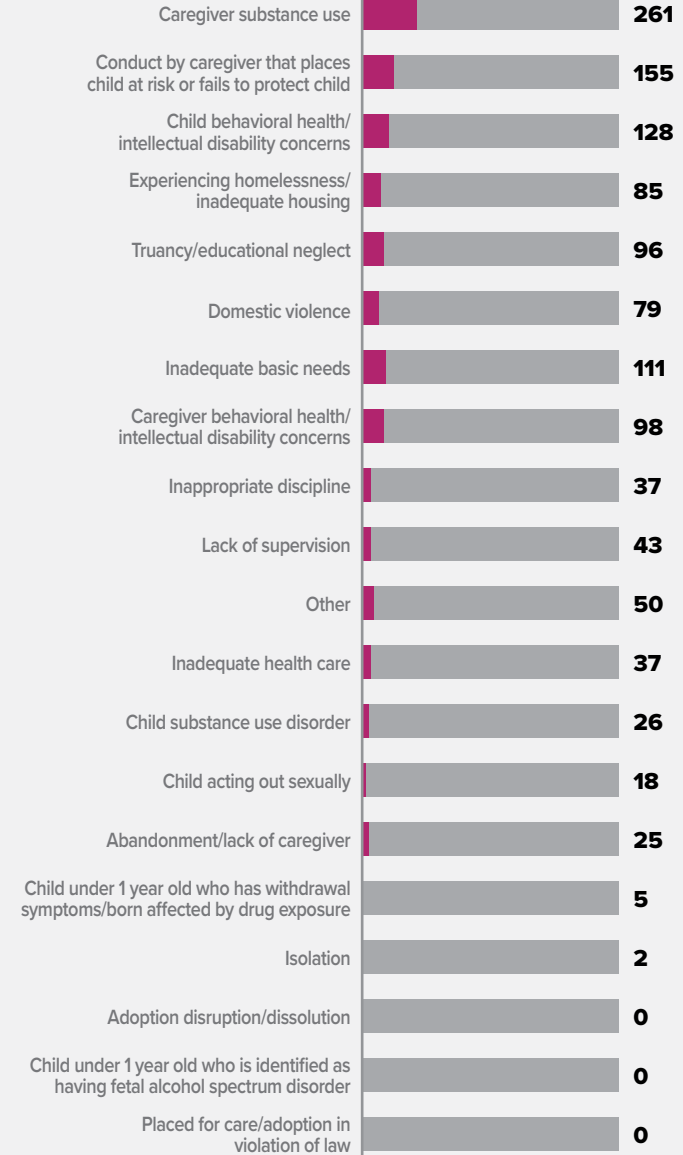
80.9 TOTAL

48.7 VALID

VALID GPS CONCERNS BY TYPE

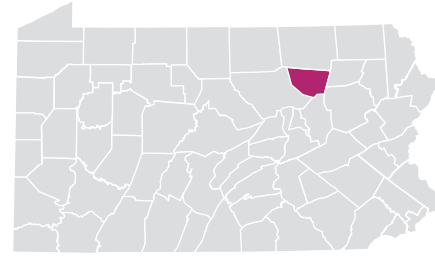
1,256

TOTAL CONCERNS



SULLIVAN COUNTY

RURAL // POPULATION • 5,880 / POPULATION UNDER 18 • 670



2023 REPORTS OF CHILD ABUSE

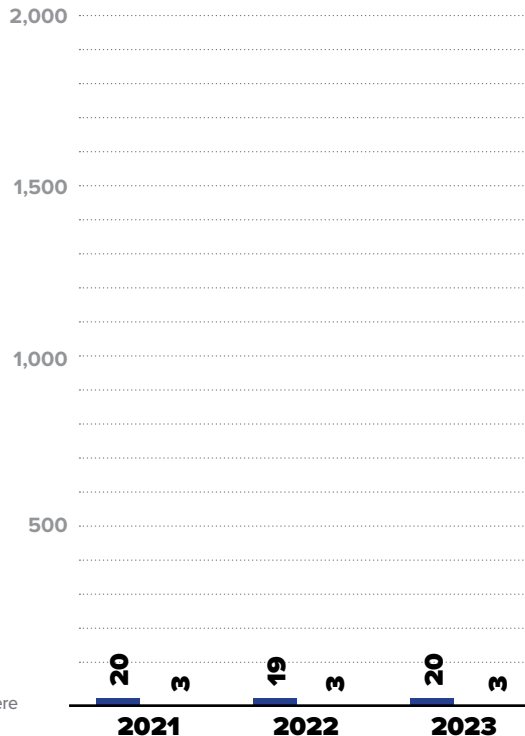
20

■ TOTAL REPORTS

3

■ SUBSTANTIATED REPORTS

▲ NOTE: CPS and GPS data reported were investigated and substantiated by the CCYA and may vary from statewide data which include both CCYA and OCYF Regional Office investigations.



▲ NOTE: 2021 totals above will not align with the 2021 totals in this same table in the 2021 report, as regional investigations were included for that year in error in the 2021 report.

SUBSTANTIATED REPORTS BY SEX OF VICTIM

FEMALE

2

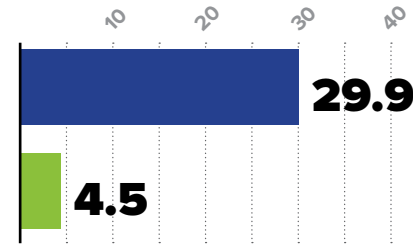
66.7%

MALE

1

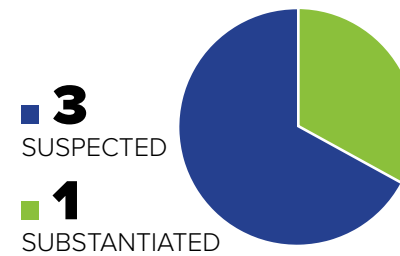
33.3%

CHILD ABUSE REPORTS PER 1,000 CHILDREN

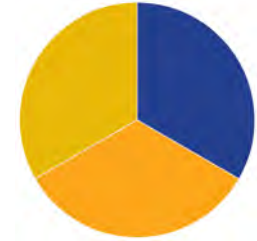


■ TOTAL ■ SUBSTANTIATED

CASES OF REPEAT ABUSE SUBSTANTIATED REPORTS



TYPES OF ALLEGATIONS SUBSTANTIATED REPORTS



3 TOTAL ALLEGATIONS

- **1** (33.3%) Sexual Abuse
- **0** (0.0%) Physical Abuse/Bodily Injury
- **1** (33.3%) Reasonable Likelihood of Bodily Injury
- **0** (0.0%) Serious Physical Neglect
- **0** (0.0%) Engaging in Per Se Acts
- **0** (0.0%) Likelihood of Sexual Abuse/Exploitation
- **0** (0.0%) Severe Form of Trafficking in Persons or Sex Trafficking
- **1** (33.3%) Serious Mental Injury
- **0** (0.0%) Munchausen Syndrome by Proxy/Medical Abuse

▲ NOTE: A report may have more than one allegation for each report; therefore, the total number of allegations will be greater than the total number of reports.

\$240,583

EXPENDITURES CHILD ABUSE INVESTIGATIONS AND GENERAL PROTECTIVE SERVICES ASSESSMENTS



2023 SUBSTANTIATED FATALITIES

0/57 MALE FEMALE

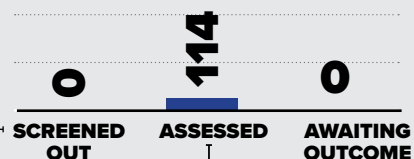
2023 SUBSTANTIATED NEAR FATALITIES

0/119 MALE FEMALE

2023 REPORTS OF GENERAL PROTECTIVE SERVICES

114

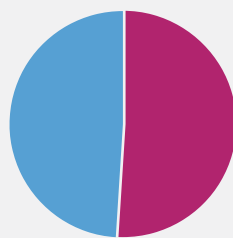
TOTAL REPORTS



6,000
5,000
4,000
3,000
2,000
1,000

BREAKDOWN VALID ASSESSED REPORTS

58



■ TOTAL
■ VALID
■ INVALID

NUMBER OF CHILDREN ASSESSED

147 TOTAL

79 VALID

CHILDREN
ASSESSED
PER 1,000
CHILDREN

219.4 TOTAL

117.9 VALID

BREAKDOWN REPORTS SCREENED OUT BY REASON

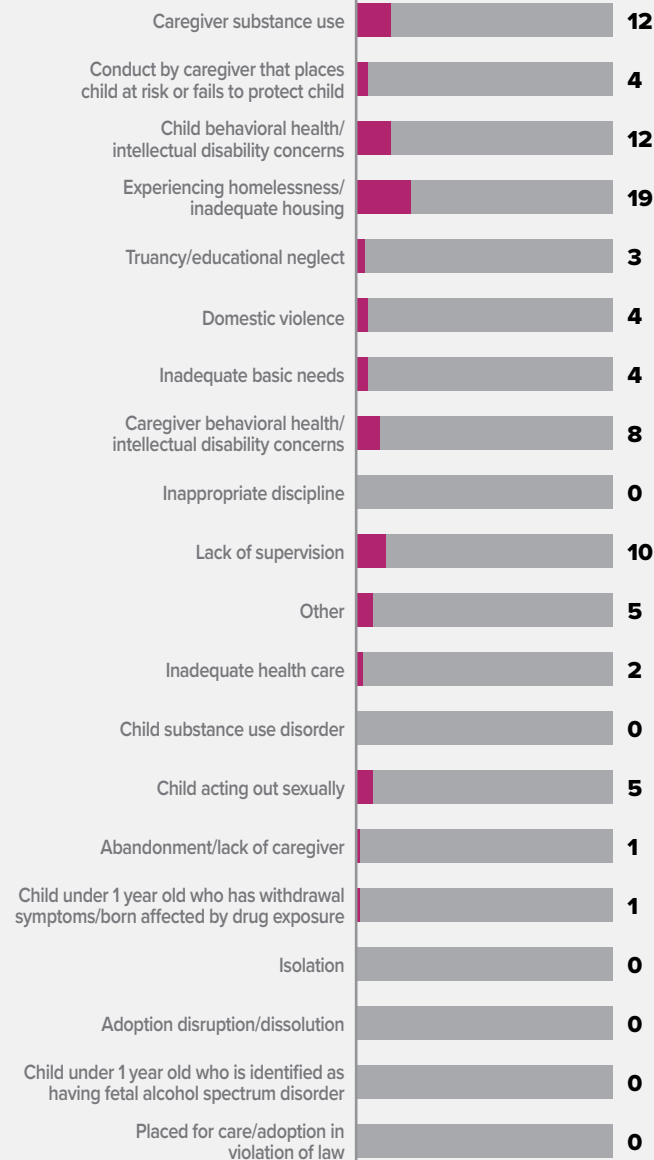
1,600
1,200
800
400



VALID GPS CONCERNS BY TYPE

90

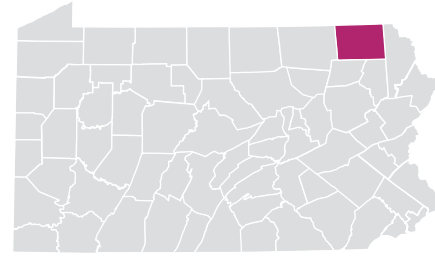
TOTAL CONCERNS



NOTE: A report may have more than one concern for each report; therefore, the total number of concerns will be greater than the total number of reports. In some reports, more than one child was assessed with valid concerns; therefore, the number of children assessed exceeds the number of valid assessed reports.

SUSQUEHANNA COUNTY

RURAL // POPULATION • 38,540 / POPULATION UNDER 18 • 7,184



2023 REPORTS OF CHILD ABUSE


117

■ TOTAL REPORTS

12

■ SUBSTANTIATED REPORTS

▲ NOTE: CPS and GPS data reported were investigated and substantiated by the CCYA and may vary from statewide data which include both CCYA and OCYF Regional Office investigations.



▲ NOTE: 2021 totals above will not align with the 2021 totals in this same table in the 2021 report, as regional investigations were included for that year in error in the 2021 report.

SUBSTANTIATED REPORTS BY SEX OF VICTIM

FEMALE

7

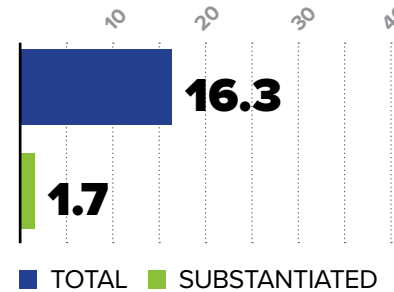
58.3%

MALE

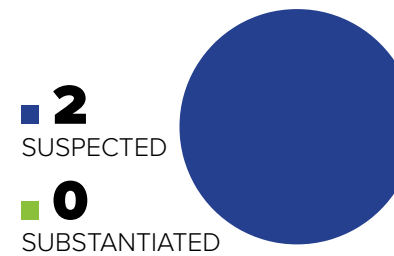
5

41.7%

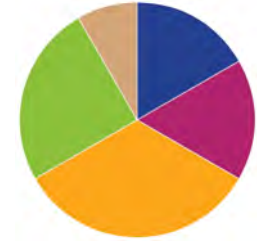
CHILD ABUSE REPORTS PER 1,000 CHILDREN



CASES OF REPEAT ABUSE SUBSTANTIATED REPORTS



TYPES OF ALLEGATIONS SUBSTANTIATED REPORTS




12 TOTAL ALLEGATIONS

- **2** (16.7%) Sexual Abuse
- **2** (16.7%) Physical Abuse/Bodily Injury
- **4** (33.3%) Reasonable Likelihood of Bodily Injury
- **3** (25.0%) Serious Physical Neglect
- **1** (8.3%) Engaging in Per Se Acts
- **0** (0.0%) Likelihood of Sexual Abuse/Exploitation
- **0** (0.0%) Severe Form of Trafficking in Persons or Sex Trafficking
- **0** (0.0%) Serious Mental Injury
- **0** (0.0%) Munchausen Syndrome by Proxy/Medical Abuse

▲ NOTE: A report may have more than one allegation for each report; therefore, the total number of allegations will be greater than the total number of reports.

\$436,272

EXPENDITURES CHILD ABUSE INVESTIGATIONS AND GENERAL PROTECTIVE SERVICES ASSESSMENTS



2023 SUBSTANTIATED FATALITIES

0/57 MALE FEMALE

2023 SUBSTANTIATED NEAR FATALITIES

0/119 MALE FEMALE

2023 REPORTS OF GENERAL PROTECTIVE SERVICES

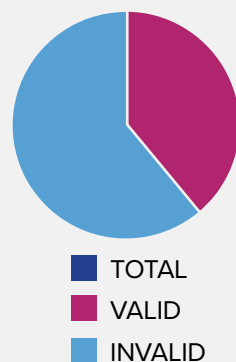
644

TOTAL REPORTS



BREAKDOWN VALID ASSESSED REPORTS

166



NUMBER OF CHILDREN ASSESSED

594 TOTAL

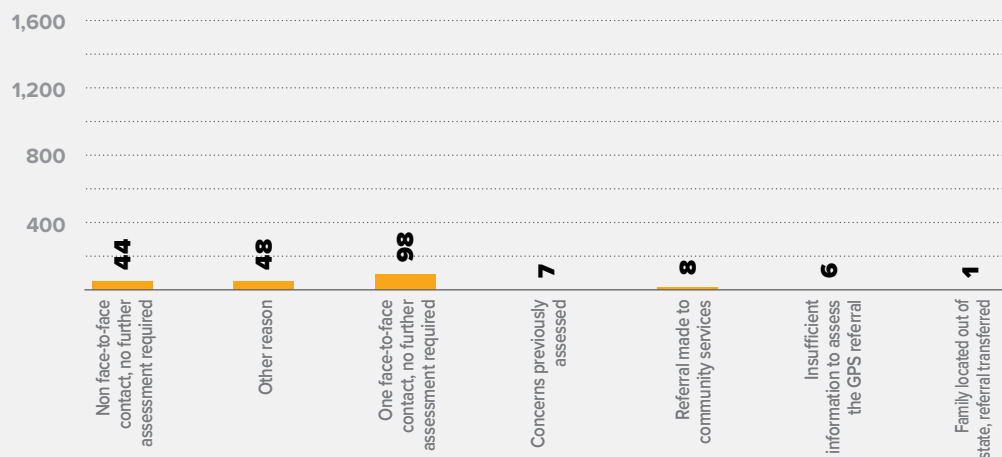
238 VALID

CHILDREN
ASSESSED
PER 1,000
CHILDREN

82.7 TOTAL

33.1 VALID

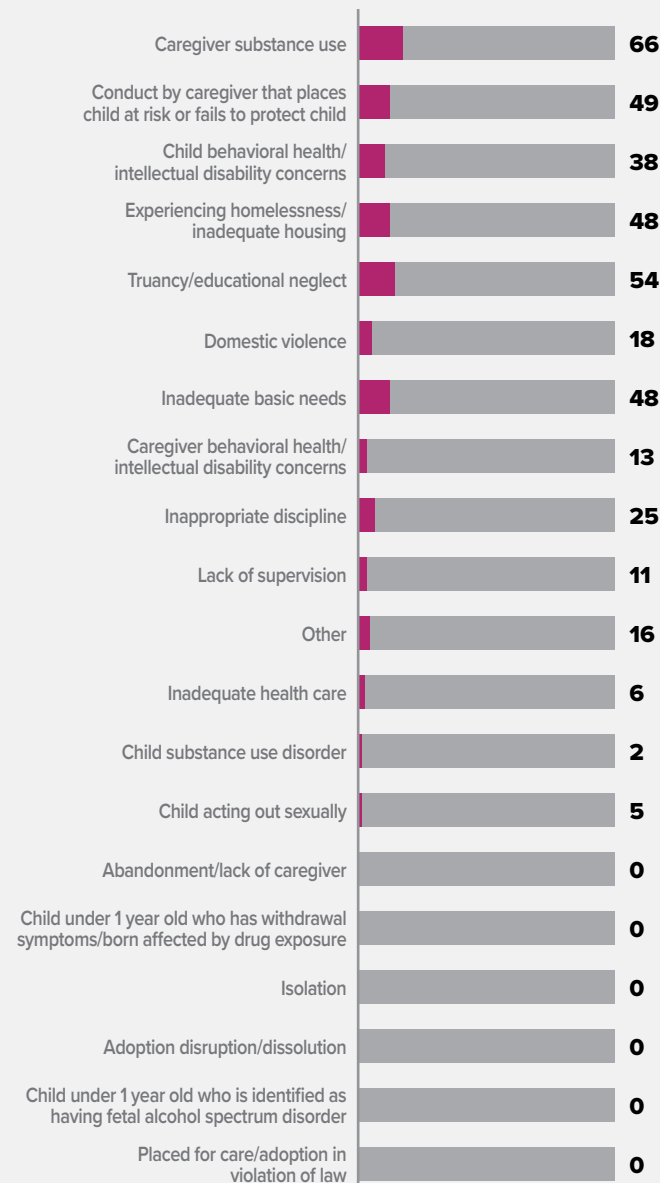
BREAKDOWN REPORTS SCREENED OUT BY REASON



VALID GPS CONCERNS BY TYPE

399

TOTAL CONCERNS



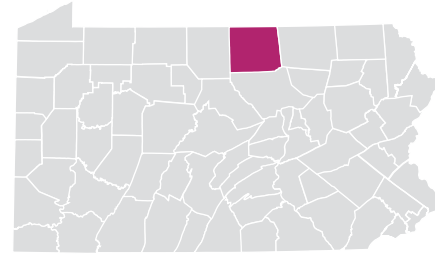
SUSQUEHANNA COUNTY

NOTE: A report may have more than one concern for each report; therefore, the total number of concerns will be greater than the total number of reports. In some reports, more than one child was assessed with valid concerns; therefore, the number of children assessed exceeds the number of valid assessed reports.



TIOGA COUNTY

RURAL // POPULATION • 41,186 / POPULATION UNDER 18 • 8,072



2023 REPORTS OF CHILD ABUSE

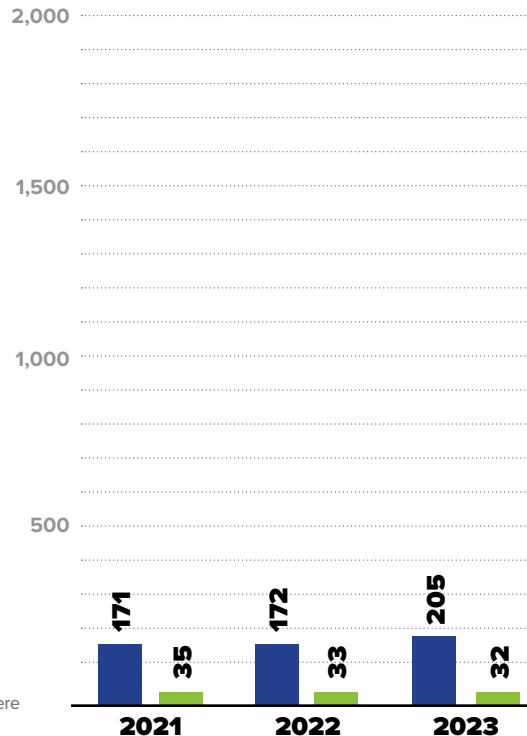
205

■ TOTAL REPORTS

32

■ SUBSTANTIATED REPORTS

▲ NOTE: CPS and GPS data reported were investigated and substantiated by the CCYA and may vary from statewide data which include both CCYA and OCYF Regional Office investigations.



▲ NOTE: 2021 totals above will not align with the 2021 totals in this same table in the 2021 report, as regional investigations were included for that year in error in the 2021 report.

SUBSTANTIATED REPORTS BY SEX OF VICTIM

FEMALE

18

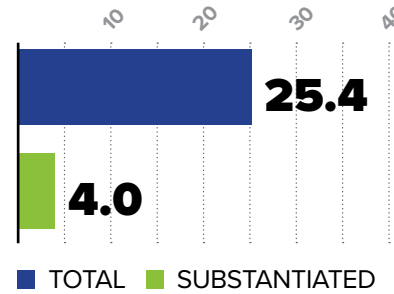
56.3%

MALE

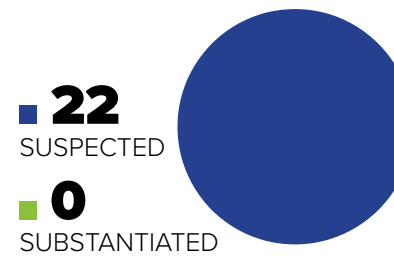
14

43.8%

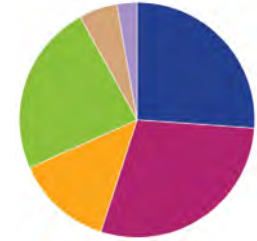
CHILD ABUSE REPORTS PER 1,000 CHILDREN



CASES OF REPEAT ABUSE SUBSTANTIATED REPORTS



TYPES OF ALLEGATIONS SUBSTANTIATED REPORTS



38 TOTAL ALLEGATIONS

- **10** (26.3%) Sexual Abuse
- **11** (28.9%) Physical Abuse/Bodily Injury
- **5** (13.2%) Reasonable Likelihood of Bodily Injury
- **9** (23.7%) Serious Physical Neglect
- **2** (5.3%) Engaging in Per Se Acts
- **0** (0.0%) Likelihood of Sexual Abuse/Exploitation
- **1** (2.6%) Severe Form of Trafficking in Persons or Sex Trafficking
- **0** (0.0%) Serious Mental Injury
- **0** (0.0%) Munchausen Syndrome by Proxy/Medical Abuse

▲ NOTE: A report may have more than one allegation for each report; therefore, the total number of allegations will be greater than the total number of reports.

\$2,686,913

EXPENDITURES CHILD ABUSE INVESTIGATIONS AND GENERAL PROTECTIVE SERVICES ASSESSMENTS



2023 SUBSTANTIATED FATALITIES

0/57 MALE FEMALE

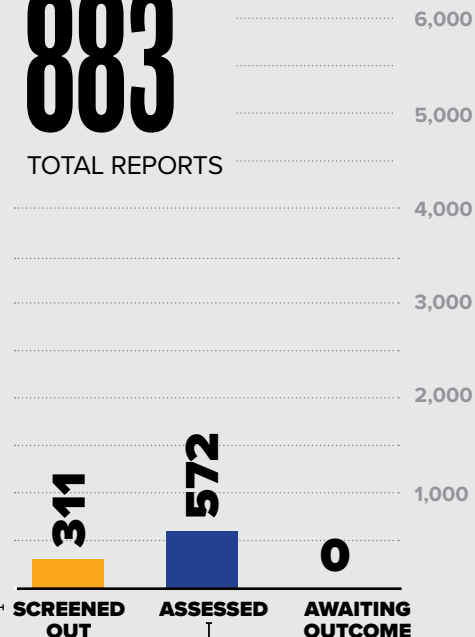
2023 SUBSTANTIATED NEAR FATALITIES

0/119 MALE FEMALE

2023 REPORTS OF GENERAL PROTECTIVE SERVICES

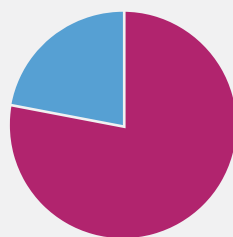
883

TOTAL REPORTS



BREAKDOWN VALID ASSESSED REPORTS

445



TOTAL
VALID
INVALID

NUMBER OF CHILDREN ASSESSED

903 TOTAL

692 VALID

CHILDREN
ASSESSED
PER 1,000
CHILDREN

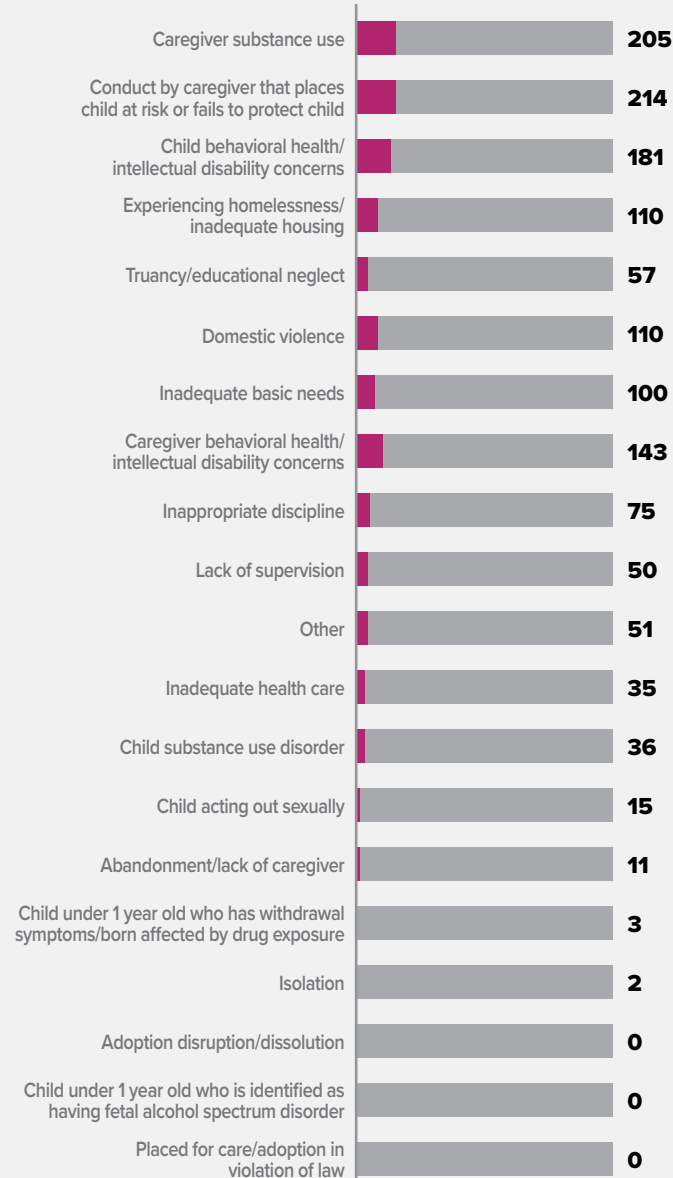
111.9 TOTAL

85.7 VALID

VALID GPS CONCERNS BY TYPE

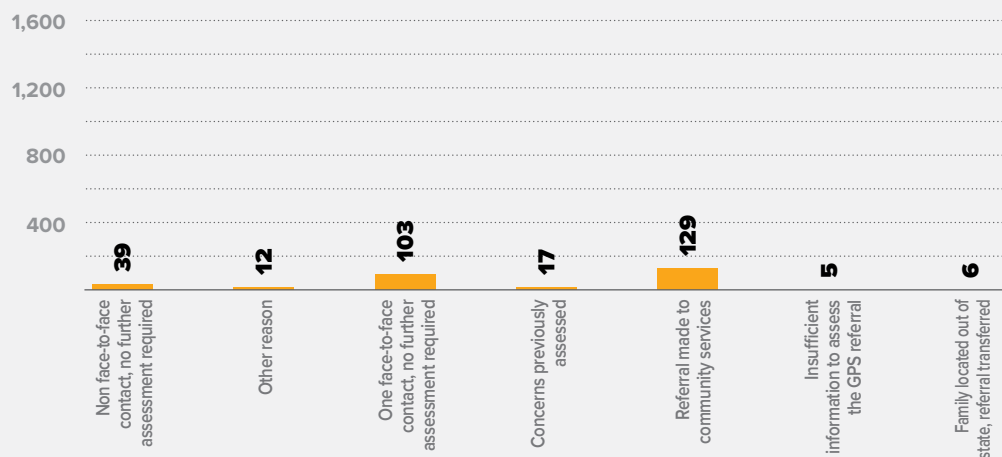
1,398

TOTAL CONCERNS



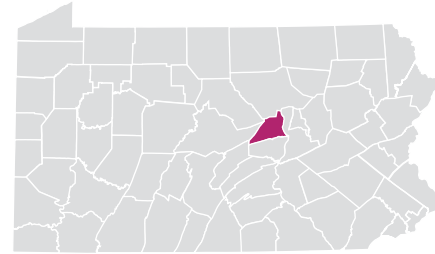
NOTE: A report may have more than one concern for each report; therefore, the total number of concerns will be greater than the total number of reports. In some reports, more than one child was assessed with valid concerns; therefore, the number of children assessed exceeds the number of valid assessed reports.

BREAKDOWN REPORTS SCREENED OUT BY REASON



UNION COUNTY

RURAL // POPULATION • 42,908 / POPULATION UNDER 18 • 7,710




2023 REPORTS OF CHILD ABUSE

90
13

■ TOTAL REPORTS

■ SUBSTANTIATED REPORTS

▲ NOTE: CPS and GPS data reported were investigated and substantiated by the CCYA and may vary from statewide data which include both CCYA and OCYF Regional Office investigations.



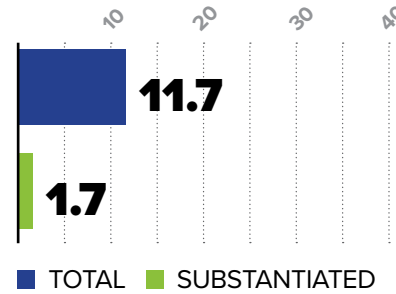
▲ NOTE: 2021 totals above will not align with the 2021 totals in this same table in the 2021 report, as regional investigations were included for that year in error in the 2021 report.

SUBSTANTIATED REPORTS BY SEX OF VICTIM

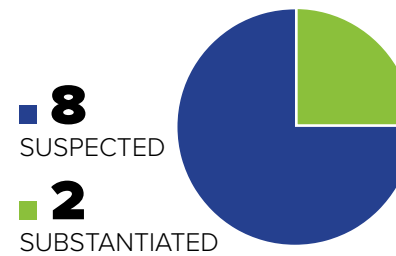
FEMALE
10
76.9%

MALE
3
23.1%

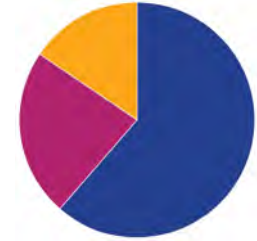
CHILD ABUSE REPORTS PER 1,000 CHILDREN



CASES OF REPEAT ABUSE SUBSTANTIATED REPORTS



TYPES OF ALLEGATIONS SUBSTANTIATED REPORTS



13 TOTAL ALLEGATIONS

- **8** (61.5%) Sexual Abuse
- **3** (23.1%) Physical Abuse/Bodily Injury
- **2** (15.4%) Reasonable Likelihood of Bodily Injury
- **0** (0.0%) Serious Physical Neglect
- **0** (0.0%) Engaging in Per Se Acts
- **0** (0.0%) Likelihood of Sexual Abuse/Exploitation
- **0** (0.0%) Severe Form of Trafficking in Persons or Sex Trafficking
- **0** (0.0%) Serious Mental Injury
- **0** (0.0%) Munchausen Syndrome by Proxy/Medical Abuse

▲ NOTE: A report may have more than one allegation for each report; therefore, the total number of allegations will be greater than the total number of reports.

\$521,383

EXPENDITURES CHILD ABUSE INVESTIGATIONS AND GENERAL PROTECTIVE SERVICES ASSESSMENTS



2023 SUBSTANTIATED FATALITIES

0/57 MALE FEMALE

2023 SUBSTANTIATED NEAR FATALITIES

0/119 MALE FEMALE

2023 REPORTS OF GENERAL PROTECTIVE SERVICES

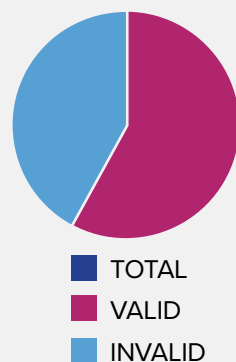
444

TOTAL REPORTS



BREAKDOWN VALID ASSESSED REPORTS

210



NUMBER OF CHILDREN ASSESSED

504 TOTAL

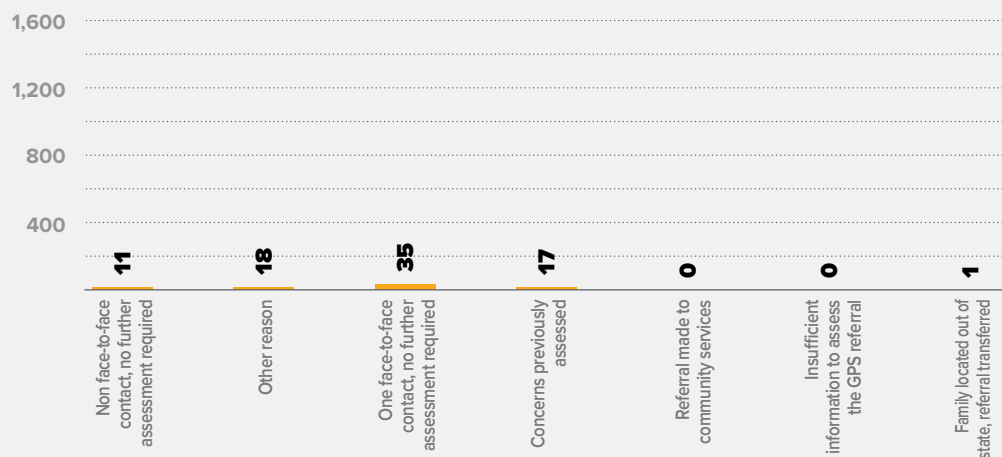
278 VALID

CHILDREN ASSESSED PER 1,000 CHILDREN

65.4 TOTAL

36.1 VALID

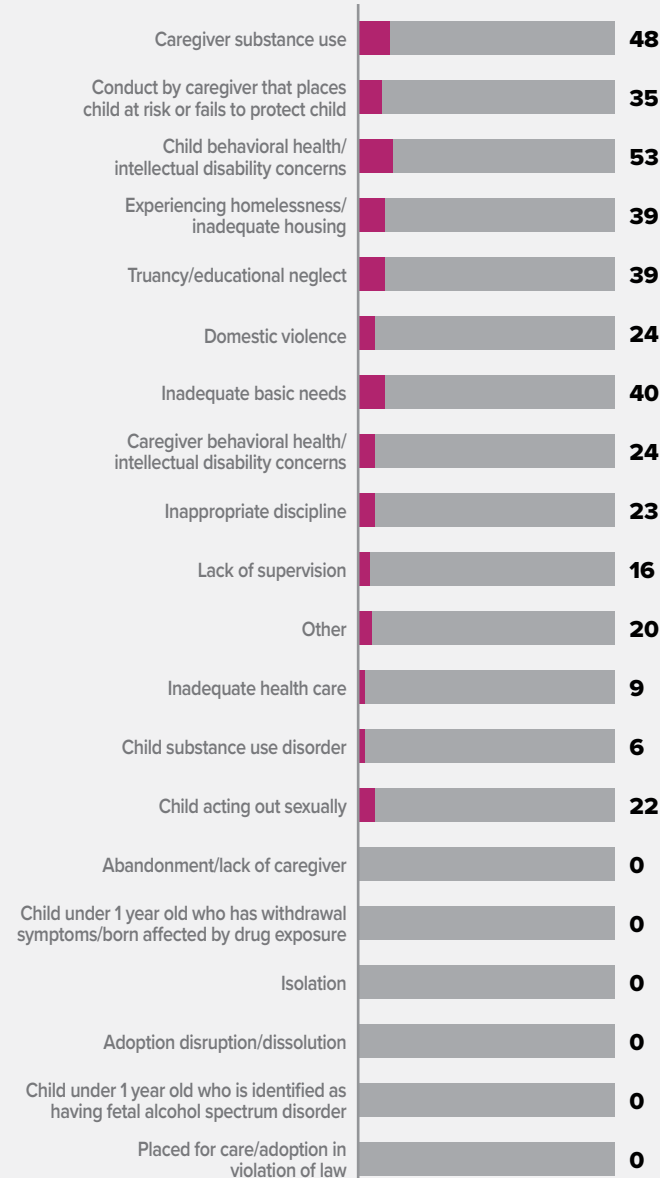
BREAKDOWN REPORTS SCREENED OUT BY REASON



VALID GPS CONCERNS BY TYPE

398

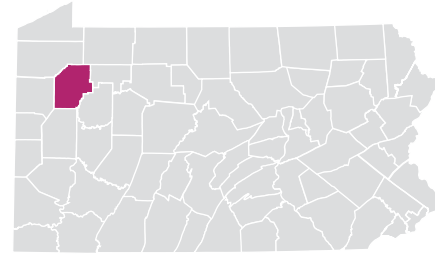
TOTAL CONCERNS



NOTE: A report may have more than one concern for each report; therefore, the total number of concerns will be greater than the total number of reports. In some reports, more than one child was assessed with valid concerns; therefore, the number of children assessed exceeds the number of valid assessed reports.

VENANGO COUNTY

RURAL // POPULATION • 50,475 / POPULATION UNDER 18 • 9,553



2023 REPORTS OF CHILD ABUSE

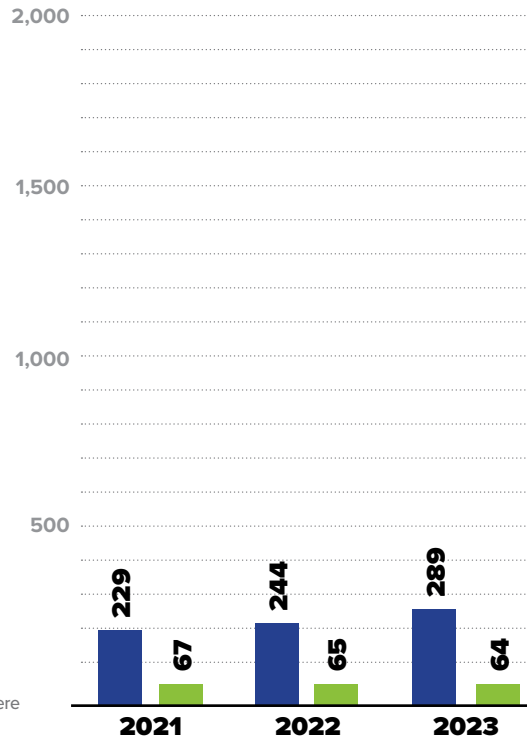
289

■ TOTAL REPORTS

64

■ SUBSTANTIATED REPORTS

▲ NOTE: CPS and GPS data reported were investigated and substantiated by the CCYA and may vary from statewide data which include both CCYA and OCYF Regional Office investigations.



▲ NOTE: 2021 totals above will not align with the 2021 totals in this same table in the 2021 report, as regional investigations were included for that year in error in the 2021 report.

SUBSTANTIATED REPORTS BY SEX OF VICTIM

FEMALE

29

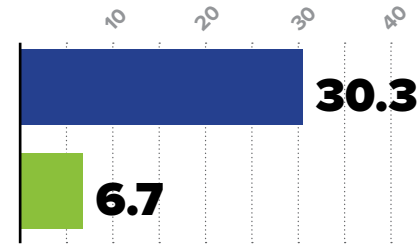
45.3%

MALE

35

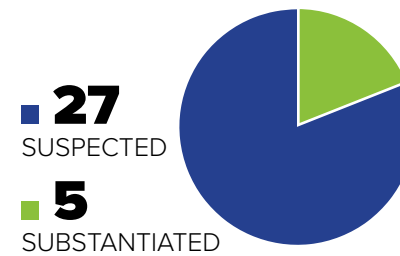
54.7%

CHILD ABUSE REPORTS PER 1,000 CHILDREN

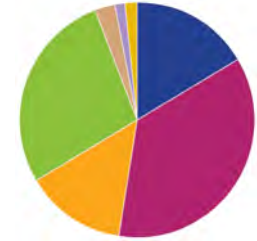


■ TOTAL ■ SUBSTANTIATED

CASES OF REPEAT ABUSE SUBSTANTIATED REPORTS



TYPES OF ALLEGATIONS SUBSTANTIATED REPORTS



72 TOTAL ALLEGATIONS

- **12** (16.7%) Sexual Abuse
- **26** (36.1%) Physical Abuse/Bodily Injury
- **10** (13.9%) Reasonable Likelihood of Bodily Injury
- **20** (27.8%) Serious Physical Neglect
- **2** (2.8%) Engaging in Per Se Acts
- **0** (0.0%) Likelihood of Sexual Abuse/Exploitation
- **1** (1.4%) Severe Form of Trafficking in Persons or Sex Trafficking
- **1** (1.4%) Serious Mental Injury
- **0** (0.0%) Munchausen Syndrome by Proxy/Medical Abuse

▲ NOTE: A report may have more than one allegation for each report; therefore, the total number of allegations will be greater than the total number of reports.

\$1,187,430

EXPENDITURES CHILD ABUSE INVESTIGATIONS AND GENERAL PROTECTIVE SERVICES ASSESSMENTS



2023 SUBSTANTIATED FATALITIES

0/57 MALE FEMALE

2023 SUBSTANTIATED NEAR FATALITIES

0/119 MALE FEMALE

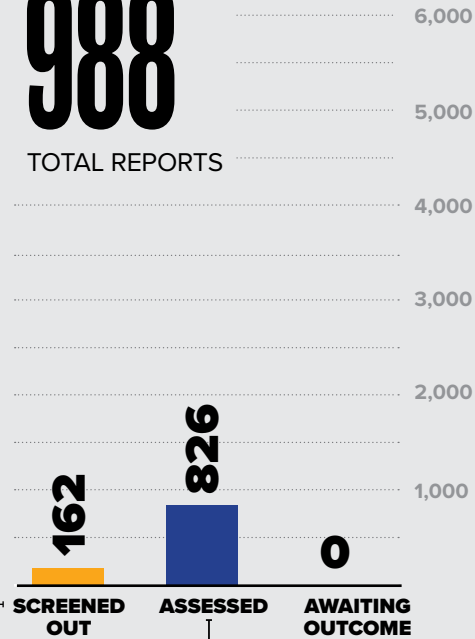


NOTE: A report may have more than one concern for each report; therefore, the total number of concerns will be greater than the total number of reports. In some reports, more than one child was assessed with valid concerns; therefore, the number of children assessed exceeds the number of valid assessed reports.

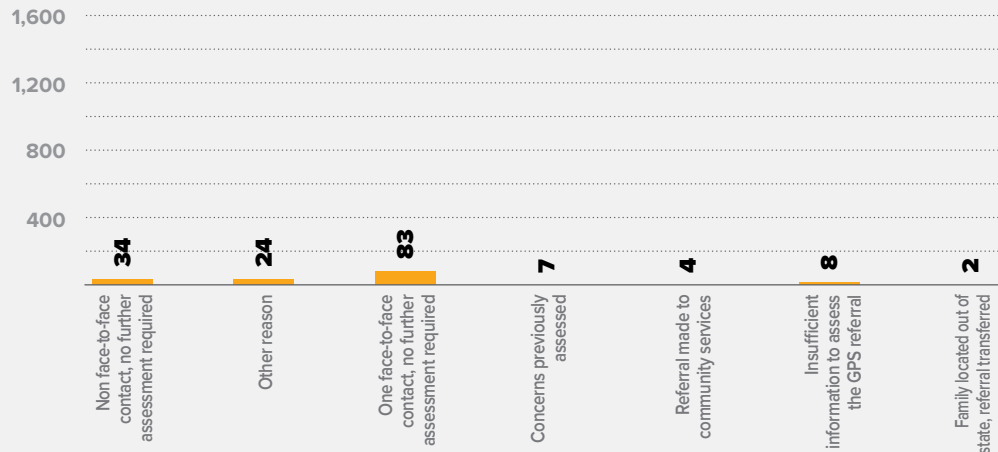
2023 REPORTS OF GENERAL PROTECTIVE SERVICES

988

TOTAL REPORTS

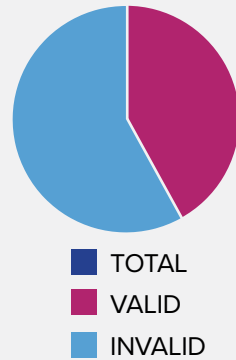


BREAKDOWN REPORTS SCREENED OUT BY REASON



BREAKDOWN VALID ASSESSED REPORTS

347



NUMBER OF CHILDREN ASSESSED

1,264
TOTAL

503
VALID

CHILDREN
ASSESSED
PER 1,000
CHILDREN

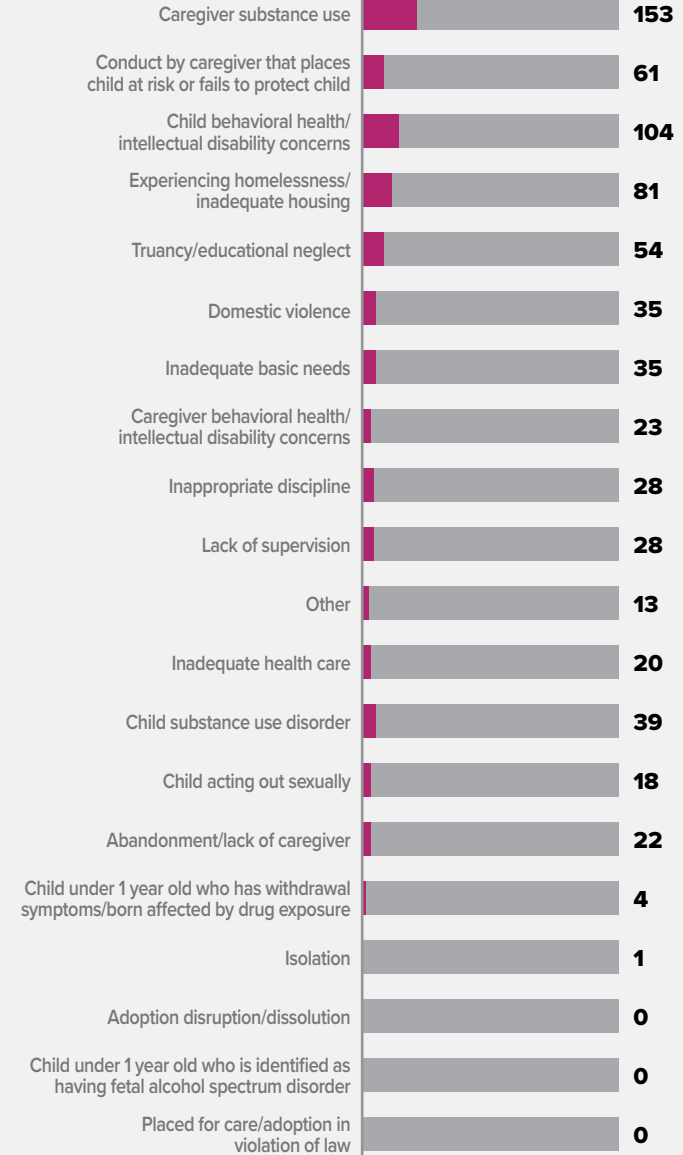
132.3
TOTAL

52.7
VALID

VALID GPS CONCERNS BY TYPE

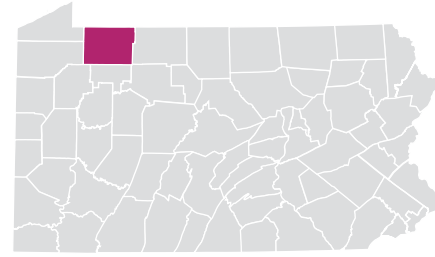
719

TOTAL CONCERNS



WARREN COUNTY

RURAL // POPULATION • 38,492 / POPULATION UNDER 18 • 7,484



2023 REPORTS OF CHILD ABUSE

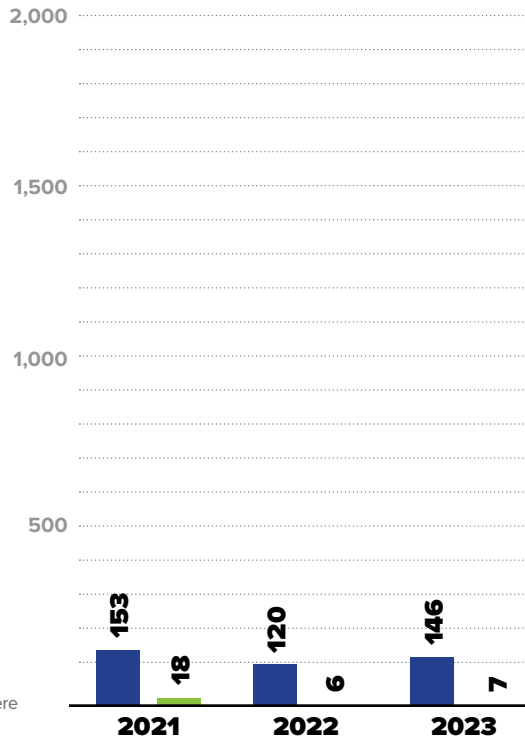
146

■ TOTAL REPORTS

7

■ SUBSTANTIATED REPORTS

▲ NOTE: CPS and GPS data reported were investigated and substantiated by the CCYA and may vary from statewide data which include both CCYA and OCYF Regional Office investigations.



▲ NOTE: 2021 totals above will not align with the 2021 totals in this same table in the 2021 report, as regional investigations were included for that year in error in the 2021 report.

SUBSTANTIATED REPORTS BY SEX OF VICTIM

FEMALE

6

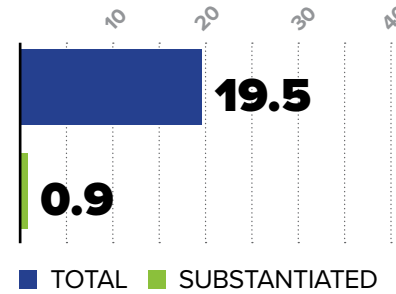
85.7%

MALE

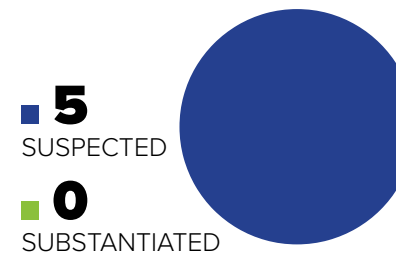
1

14.3%

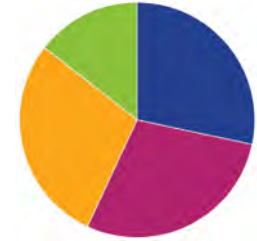
CHILD ABUSE REPORTS PER 1,000 CHILDREN



CASES OF REPEAT ABUSE SUBSTANTIATED REPORTS



TYPES OF ALLEGATIONS SUBSTANTIATED REPORTS



7 TOTAL ALLEGATIONS

- **2** (28.6%) Sexual Abuse
- **2** (28.6%) Physical Abuse/Bodily Injury
- **2** (28.6%) Reasonable Likelihood of Bodily Injury
- **1** (14.3%) Serious Physical Neglect
- **0** (0.0%) Engaging in Per Se Acts
- **0** (0.0%) Likelihood of Sexual Abuse/Exploitation
- **0** (0.0%) Severe Form of Trafficking in Persons or Sex Trafficking
- **0** (0.0%) Serious Mental Injury
- **0** (0.0%) Munchausen Syndrome by Proxy/Medical Abuse

▲ NOTE: A report may have more than one allegation for each report; therefore, the total number of allegations will be greater than the total number of reports.

\$957,934

EXPENDITURES CHILD ABUSE INVESTIGATIONS AND GENERAL PROTECTIVE SERVICES ASSESSMENTS



2023 SUBSTANTIATED FATALITIES

0/57 MALE FEMALE

2023 SUBSTANTIATED NEAR FATALITIES

0/119 MALE FEMALE

2023 REPORTS OF GENERAL PROTECTIVE SERVICES

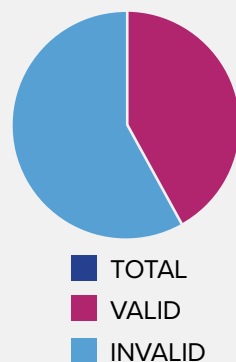
620

TOTAL REPORTS



BREAKDOWN VALID ASSESSED REPORTS

113



NUMBER OF CHILDREN ASSESSED

362 TOTAL

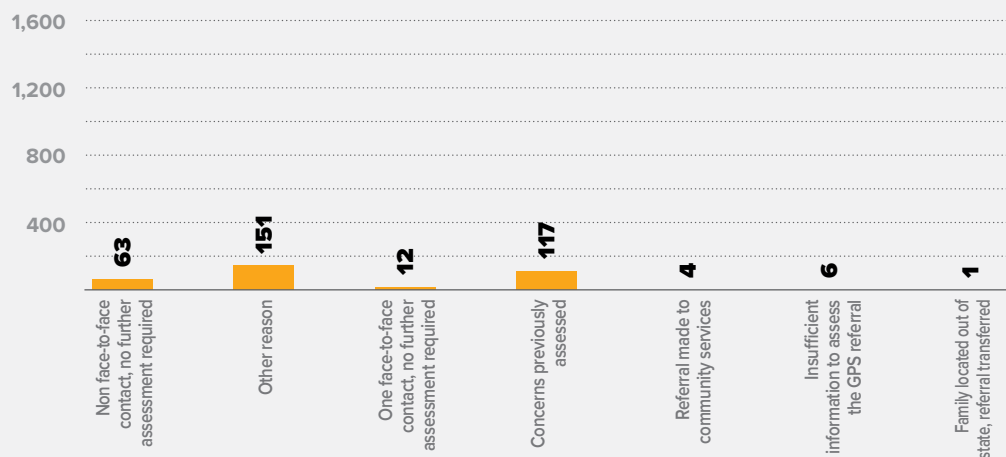
151 VALID

CHILDREN ASSESSED PER 1,000 CHILDREN

48.4 TOTAL

20.2 VALID

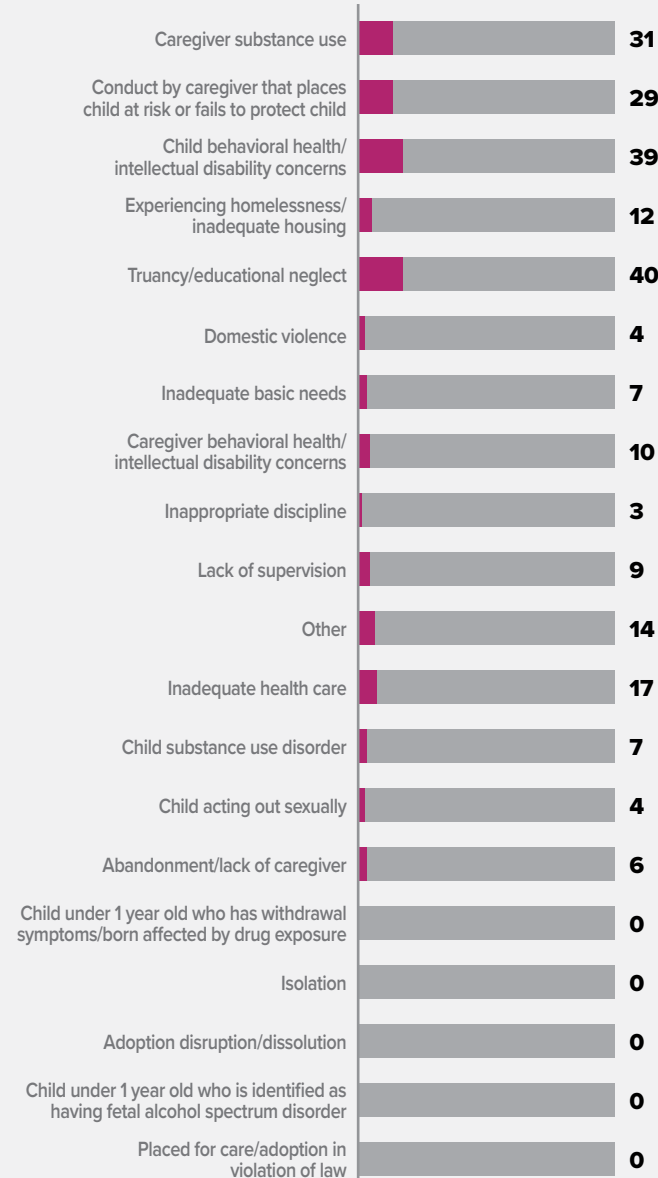
BREAKDOWN REPORTS SCREENED OUT BY REASON



VALID GPS CONCERNS BY TYPE

232

TOTAL CONCERNS



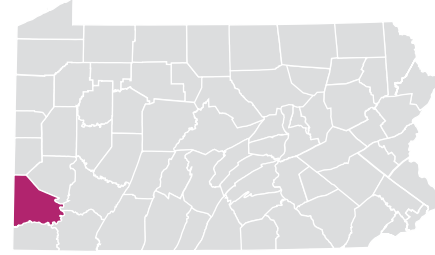
WARREN COUNTY

NOTE: A report may have more than one concern for each report; therefore, the total number of concerns will be greater than the total number of reports. In some reports, more than one child was assessed with valid concerns; therefore, the number of children assessed exceeds the number of valid assessed reports.



WASHINGTON COUNTY

RURAL // POPULATION • 209,631 / POPULATION UNDER 18 • 40,872



2023 REPORTS OF CHILD ABUSE

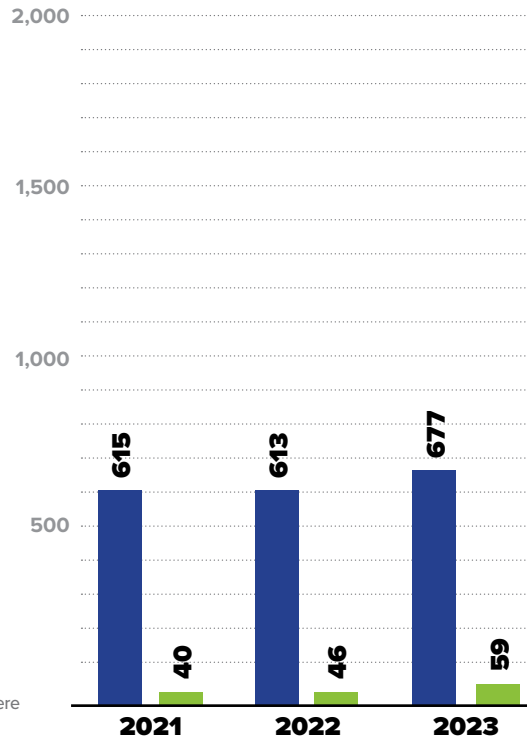
677

■ TOTAL REPORTS

59

■ SUBSTANTIATED REPORTS

▲ NOTE: CPS and GPS data reported were investigated and substantiated by the CCYA and may vary from statewide data which include both CCYA and OCYF Regional Office investigations.



▲ NOTE: 2021 totals above will not align with the 2021 totals in this same table in the 2021 report, as regional investigations were included for that year in error in the 2021 report.

SUBSTANTIATED REPORTS BY SEX OF VICTIM

FEMALE

34

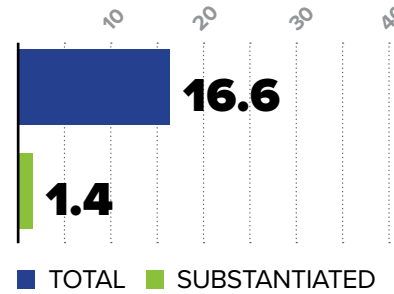
57.6%

MALE

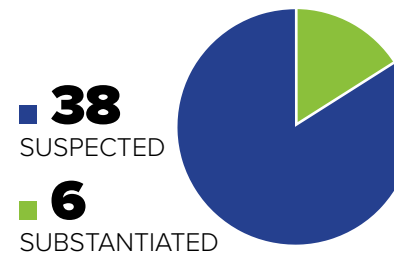
25

42.4%

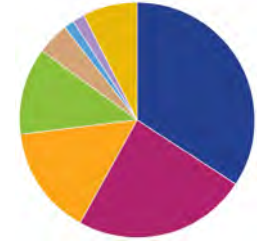
CHILD ABUSE REPORTS PER 1,000 CHILDREN



CASES OF REPEAT ABUSE SUBSTANTIATED REPORTS



TYPES OF ALLEGATIONS SUBSTANTIATED REPORTS



67 TOTAL ALLEGATIONS

- **23** (34.3%) Sexual Abuse
- **16** (23.9%) Physical Abuse/Bodily Injury
- **10** (14.9%) Reasonable Likelihood of Bodily Injury
- **8** (11.9%) Serious Physical Neglect
- **3** (4.5%) Engaging in Per Se Acts
- **1** (1.5%) Likelihood of Sexual Abuse/Exploitation
- **1** (1.5%) Severe Form of Trafficking in Persons or Sex Trafficking
- **5** (7.5%) Serious Mental Injury
- **0** (0.0%) Munchausen Syndrome by Proxy/Medical Abuse

▲ NOTE: A report may have more than one allegation for each report; therefore, the total number of allegations will be greater than the total number of reports.

\$3,757,444

EXPENDITURES CHILD ABUSE INVESTIGATIONS AND GENERAL PROTECTIVE SERVICES ASSESSMENTS



2023 SUBSTANTIATED FATALITIES

2/57 ▶ MALE **1** FEMALE **1**

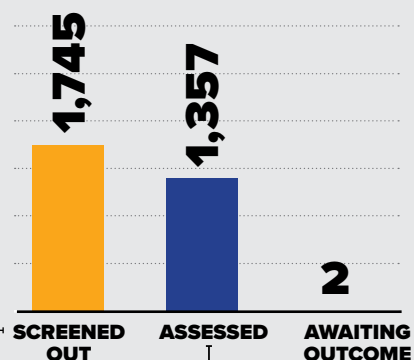
2023 SUBSTANTIATED NEAR FATALITIES

1/119 ▶ MALE **1** FEMALE **0**

2023 REPORTS OF GENERAL PROTECTIVE SERVICES

3,104

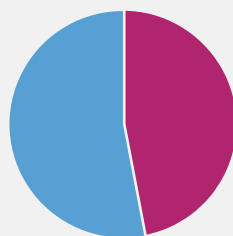
TOTAL REPORTS



6,000
5,000
4,000
3,000
2,000
1,000

BREAKDOWN VALID ASSESSED REPORTS

640



■ TOTAL
■ VALID
■ INVALID

NUMBER OF CHILDREN ASSESSED

2,022 TOTAL

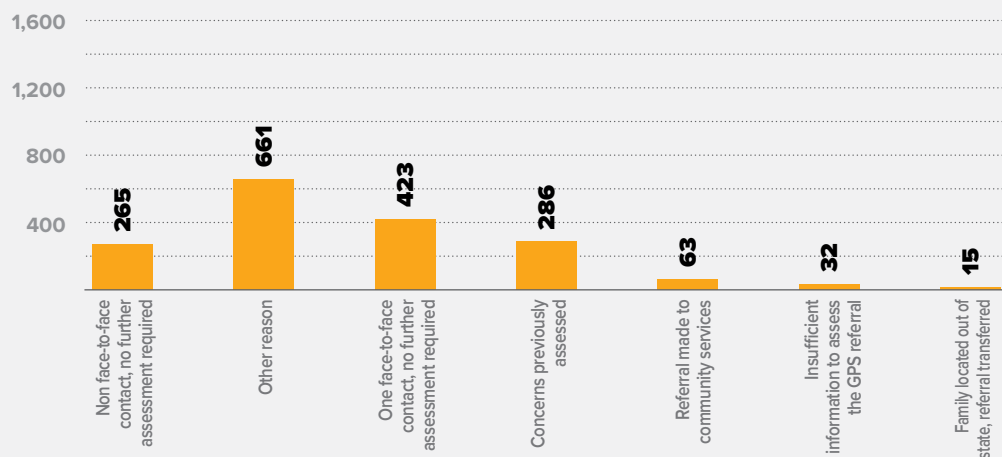
949 VALID

CHILDREN
ASSESSED
PER 1,000
CHILDREN

49.5 TOTAL

23.2 VALID

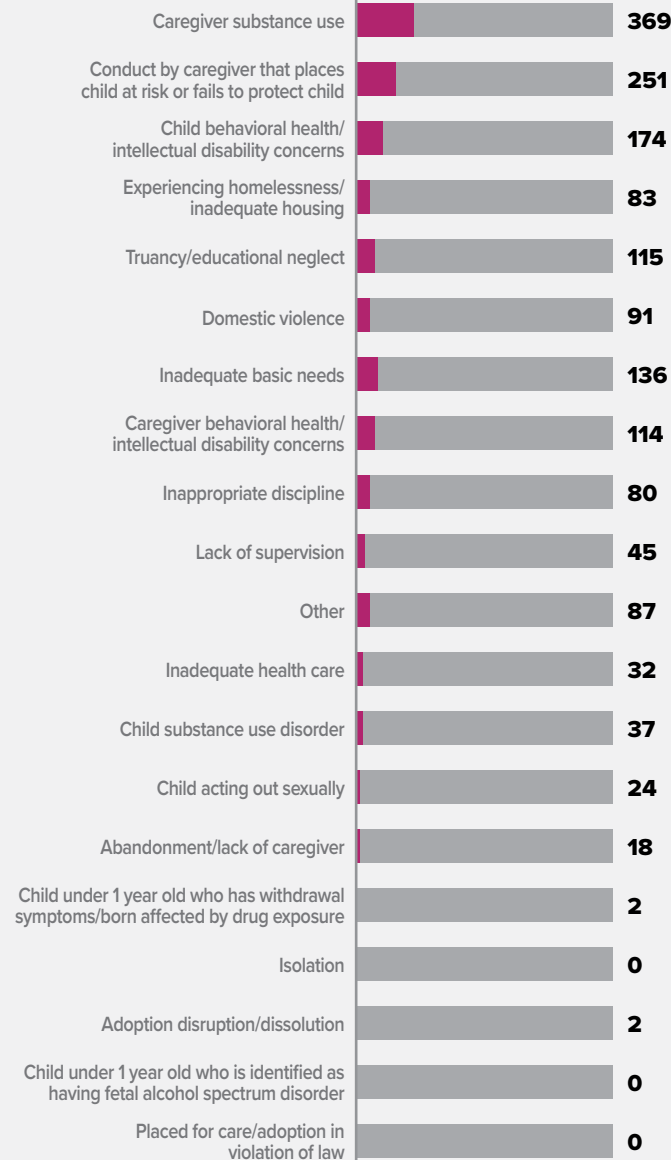
BREAKDOWN REPORTS SCREENED OUT BY REASON



VALID GPS CONCERNS BY TYPE

1,660

TOTAL CONCERNS



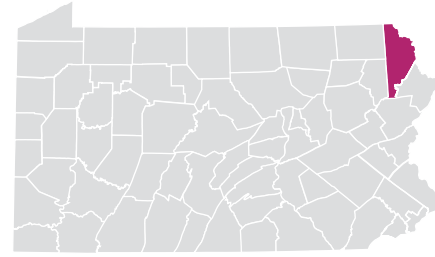
WASHINGTON COUNTY

NOTE: A report may have more than one concern for each report; therefore, the total number of concerns will be greater than the total number of reports. In some reports, more than one child was assessed with valid concerns; therefore, the number of children assessed exceeds the number of valid assessed reports.



WAYNE COUNTY

RURAL // POPULATION • 51,227 / POPULATION UNDER 18 • 8,500



2023 REPORTS OF CHILD ABUSE

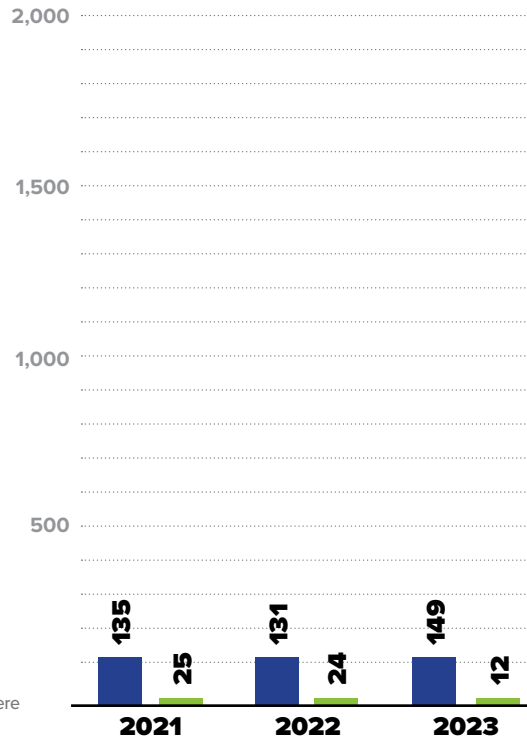
149

■ TOTAL REPORTS

12

■ SUBSTANTIATED
REPORTS

▲ NOTE: CPS and GPS data reported were investigated and substantiated by the CCYA and may vary from statewide data which include both CCYA and OCYF Regional Office investigations.



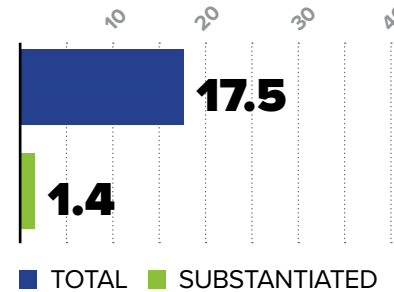
▲ NOTE: 2021 totals above will not align with the 2021 totals in this same table in the 2021 report, as regional investigations were included for that year in error in the 2021 report.

SUBSTANTIATED REPORTS BY SEX OF VICTIM

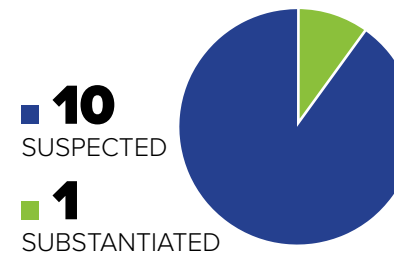
FEMALE
10
83.3%

MALE
2
16.7%

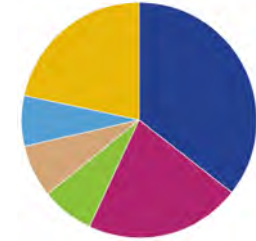
CHILD ABUSE REPORTS PER 1,000 CHILDREN



CASES OF REPEAT ABUSE SUBSTANTIATED REPORTS



TYPES OF ALLEGATIONS SUBSTANTIATED REPORTS



14 TOTAL
ALLEGATIONS

- **5** (35.7%) Sexual Abuse
- **3** (21.4%) Physical Abuse/Bodily Injury
- **0** (0.0%) Reasonable Likelihood of Bodily Injury
- **1** (7.1%) Serious Physical Neglect
- **1** (7.1%) Engaging in Per Se Acts
- **1** (7.1%) Likelihood of Sexual Abuse/Exploitation
- **0** (0.0%) Severe Form of Trafficking in Persons or Sex Trafficking
- **3** (21.4%) Serious Mental Injury
- **0** (0.0%) Munchausen Syndrome by Proxy/Medical Abuse

▲ NOTE: A report may have more than one allegation for each report; therefore, the total number of allegations will be greater than the total number of reports.

\$944,714

EXPENDITURES CHILD ABUSE
INVESTIGATIONS AND GENERAL
PROTECTIVE SERVICES ASSESSMENTS



2023 SUBSTANTIATED FATALITIES

1/57 MALE **1** FEMALE **0**

2023 SUBSTANTIATED NEAR FATALITIES

0/119 MALE **0** FEMALE **0**

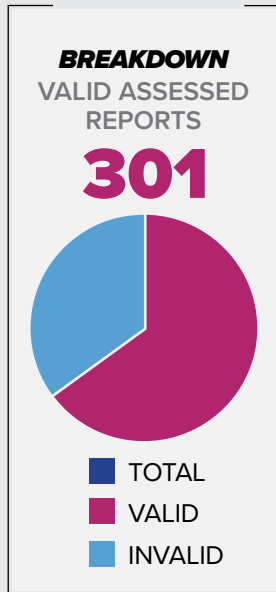
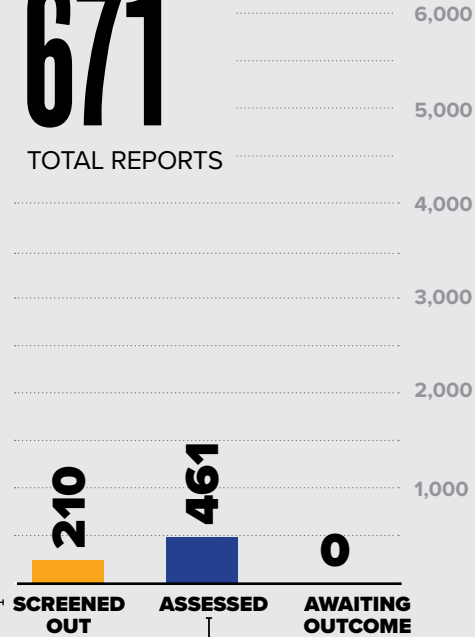


NOTE: A report may have more than one concern for each report; therefore, the total number of concerns will be greater than the total number of reports. In some reports, more than one child was assessed with valid concerns; therefore, the number of children assessed exceeds the number of valid assessed reports.

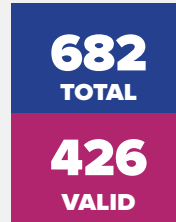
2023 REPORTS OF GENERAL PROTECTIVE SERVICES

671

TOTAL REPORTS



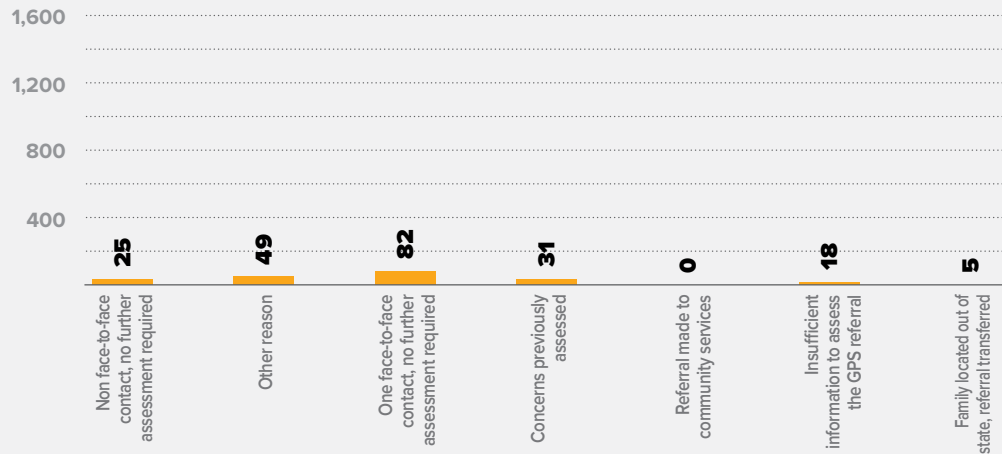
NUMBER OF CHILDREN ASSESSED



CHILDREN
ASSESSED
PER 1,000
CHILDREN



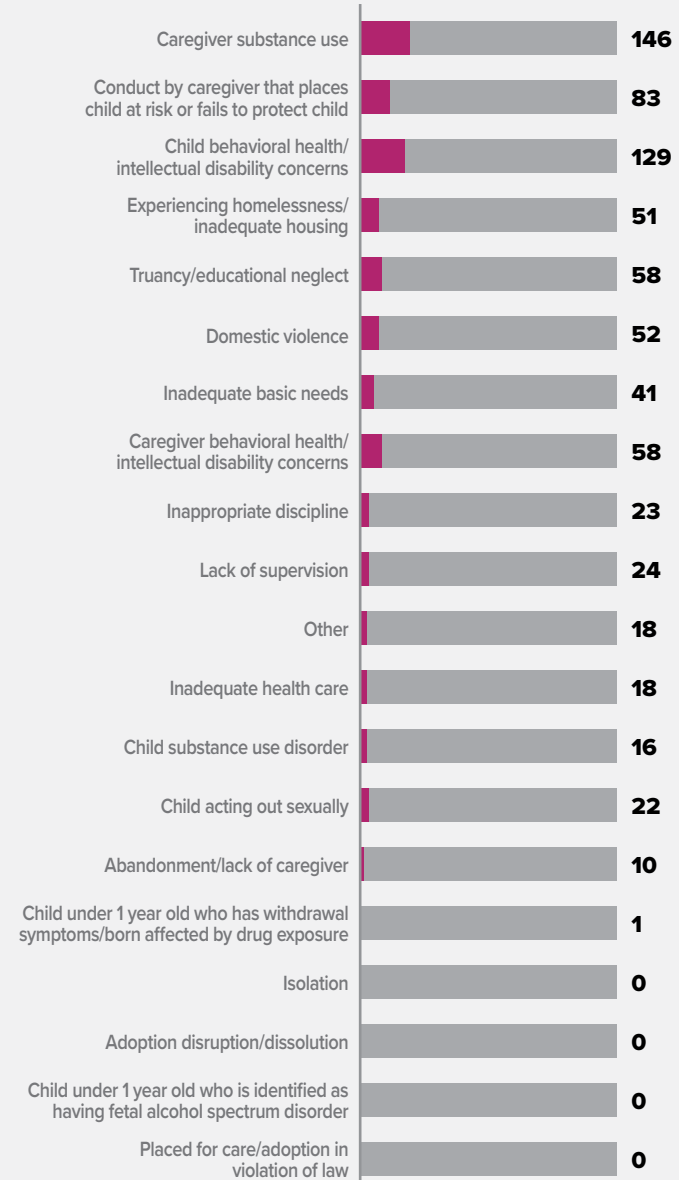
BREAKDOWN REPORTS SCREENED OUT BY REASON



VALID GPS CONCERNS BY TYPE

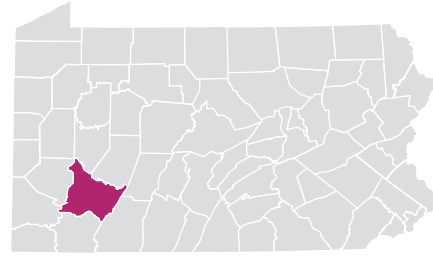
750

TOTAL CONCERNS



WESTMORELAND COUNTY

URBAN // POPULATION • 354,414 / POPULATION UNDER 18 • 64,514



2023 REPORTS OF CHILD ABUSE

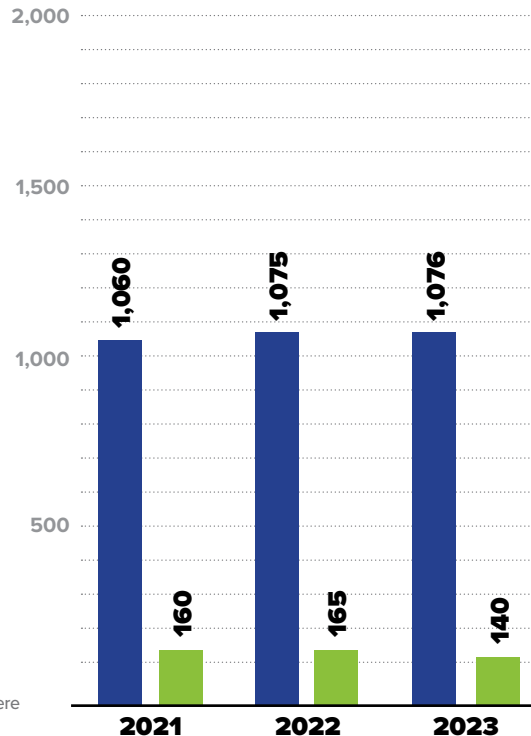
1,076
TOTAL REPORTS

140
SUBSTANTIATED REPORTS

■ TOTAL REPORTS

■ SUBSTANTIATED REPORTS

▲ NOTE: CPS and GPS data reported were investigated and substantiated by the CCYA and may vary from statewide data which include both CCYA and OCYF Regional Office investigations.



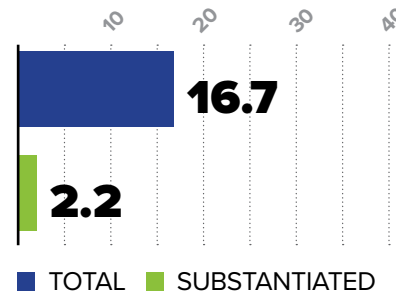
▲ NOTE: 2021 totals above will not align with the 2021 totals in this same table in the 2021 report, as regional investigations were included for that year in error in the 2021 report.

SUBSTANTIATED REPORTS BY SEX OF VICTIM

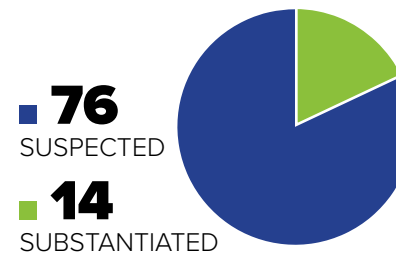
FEMALE
77
55.0%

MALE
63
45.0%

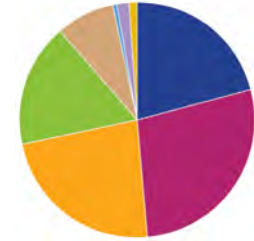
CHILD ABUSE REPORTS PER 1,000 CHILDREN



CASES OF REPEAT ABUSE SUBSTANTIATED REPORTS



TYPES OF ALLEGATIONS SUBSTANTIATED REPORTS



185 TOTAL ALLEGATIONS

- 39** (21.1%) Sexual Abuse
- 51** (27.6%) Physical Abuse/Bodily Injury
- 43** (23.2%) Reasonable Likelihood of Bodily Injury
- 31** (16.8%) Serious Physical Neglect
- 15** (8.1%) Engaging in Per Se Acts
- 1** (0.5%) Likelihood of Sexual Abuse/Exploitation
- 3** (1.6%) Severe Form of Trafficking in Persons or Sex Trafficking
- 2** (1.1%) Serious Mental Injury
- 0** (0.0%) Munchausen Syndrome by Proxy/Medical Abuse

▲ NOTE: A report may have more than one allegation for each report; therefore, the total number of allegations will be greater than the total number of reports.

\$6,957,223

EXPENDITURES CHILD ABUSE INVESTIGATIONS AND GENERAL PROTECTIVE SERVICES ASSESSMENTS



2023 SUBSTANTIATED FATALITIES

2/57 MALE 1 FEMALE 1

2023 SUBSTANTIATED NEAR FATALITIES

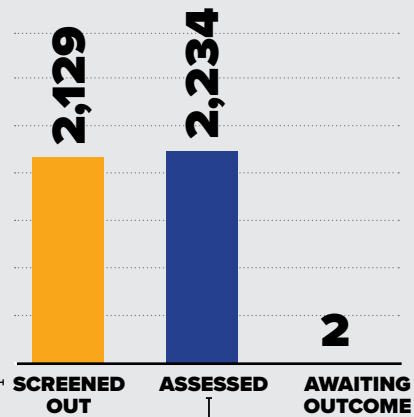
3/119 MALE 2 FEMALE 1



NOTE: A report may have more than one concern for each report; therefore, the total number of concerns will be greater than the total number of reports. In some reports, more than one child was assessed with valid concerns; therefore, the number of children assessed exceeds the number of valid assessed reports.

2023 REPORTS OF GENERAL PROTECTIVE SERVICES

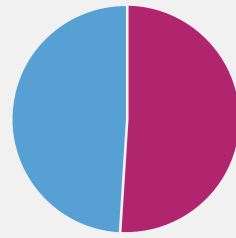
4,365
TOTAL REPORTS



6,000
5,000
4,000
3,000
2,000
1,000

BREAKDOWN VALID ASSESSED REPORTS

1,138



■ TOTAL
■ VALID
■ INVALID

NUMBER OF CHILDREN ASSESSED

3,304
TOTAL

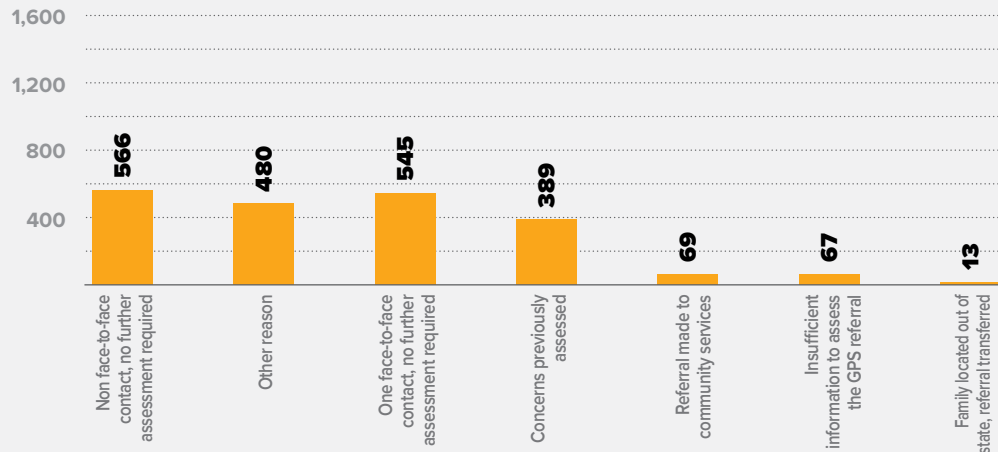
1,649
VALID

CHILDREN
ASSESSED
PER 1,000
CHILDREN

51.2
TOTAL

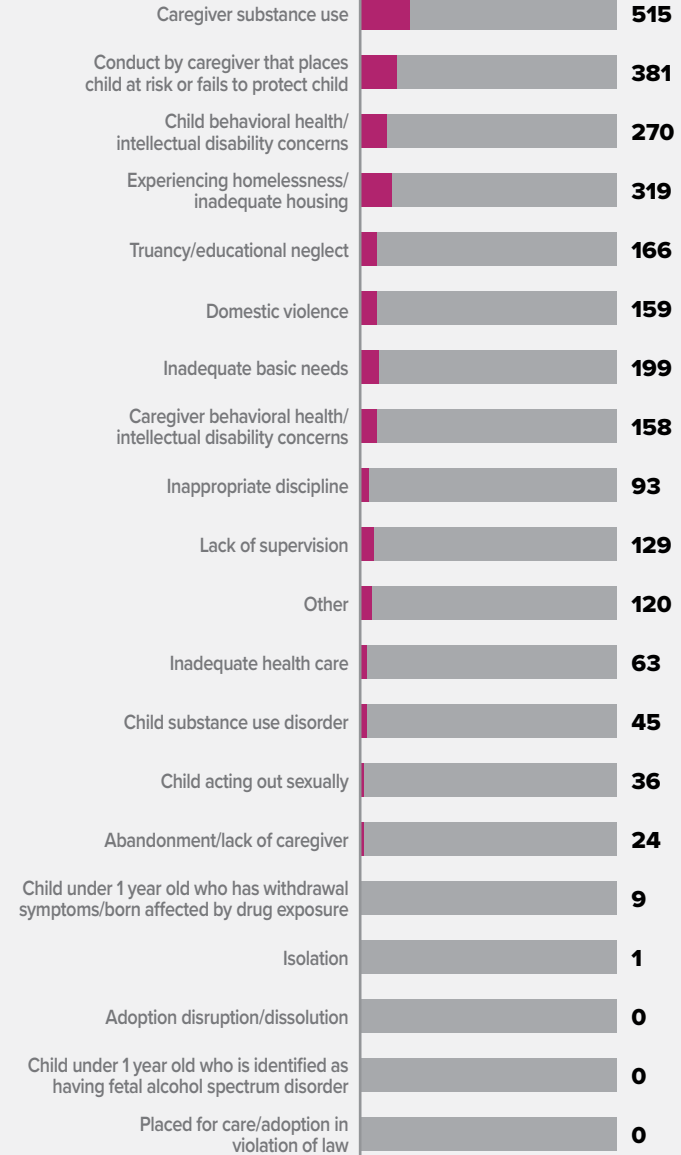
25.6
VALID

BREAKDOWN REPORTS SCREENED OUT BY REASON



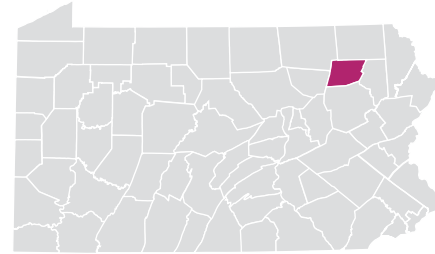
VALID GPS CONCERNS BY TYPE

2,687
TOTAL CONCERNS



WYOMING COUNTY

RURAL // POPULATION • 26,219 / POPULATION UNDER 18 • 5,039



2023 REPORTS OF CHILD ABUSE

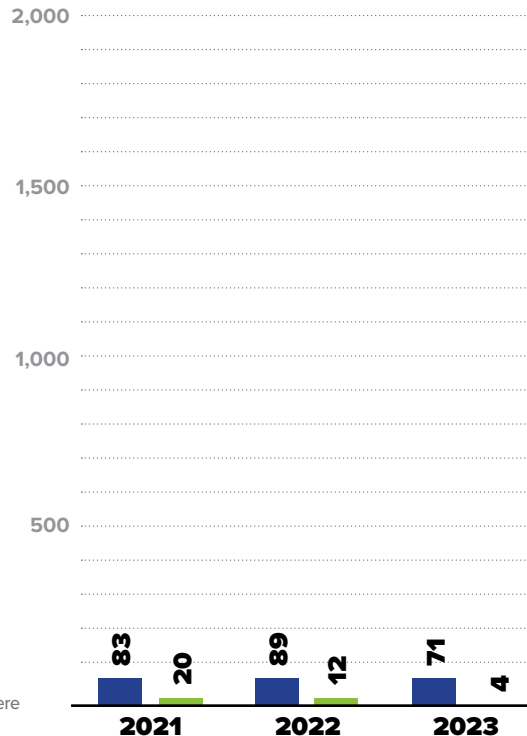
71

■ TOTAL REPORTS

4

■ SUBSTANTIATED REPORTS

▲ NOTE: CPS and GPS data reported were investigated and substantiated by the CCYA and may vary from statewide data which include both CCYA and OCYF Regional Office investigations.



▲ NOTE: 2021 totals above will not align with the 2021 totals in this same table in the 2021 report, as regional investigations were included for that year in error in the 2021 report.

SUBSTANTIATED REPORTS BY SEX OF VICTIM

FEMALE

0

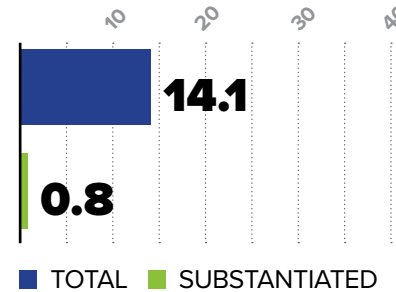
0.0%

MALE

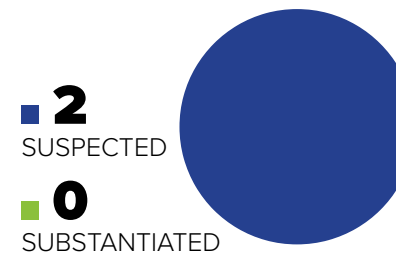
4

100.0%

CHILD ABUSE REPORTS PER 1,000 CHILDREN



CASES OF REPEAT ABUSE SUBSTANTIATED REPORTS



TYPES OF ALLEGATIONS SUBSTANTIATED REPORTS



8 TOTAL ALLEGATIONS

- **2** (25.0%) Sexual Abuse
- **5** (62.5%) Physical Abuse/Bodily Injury
- **0** (0.0%) Reasonable Likelihood of Bodily Injury
- **1** (12.5%) Serious Physical Neglect
- **0** (0.0%) Engaging in Per Se Acts
- **0** (0.0%) Likelihood of Sexual Abuse/Exploitation
- **0** (0.0%) Severe Form of Trafficking in Persons or Sex Trafficking
- **0** (0.0%) Serious Mental Injury
- **0** (0.0%) Munchausen Syndrome by Proxy/Medical Abuse

▲ NOTE: A report may have more than one allegation for each report; therefore, the total number of allegations will be greater than the total number of reports.

\$342,333

EXPENDITURES CHILD ABUSE INVESTIGATIONS AND GENERAL PROTECTIVE SERVICES ASSESSMENTS



2023 SUBSTANTIATED FATALITIES

0/57 MALE FEMALE

2023 SUBSTANTIATED NEAR FATALITIES

0/119 MALE FEMALE

2023 REPORTS OF GENERAL PROTECTIVE SERVICES

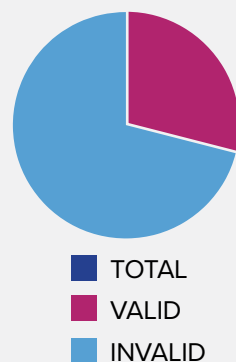
418

TOTAL REPORTS



BREAKDOWN VALID ASSESSED REPORTS

93



NUMBER OF CHILDREN ASSESSED

459 TOTAL

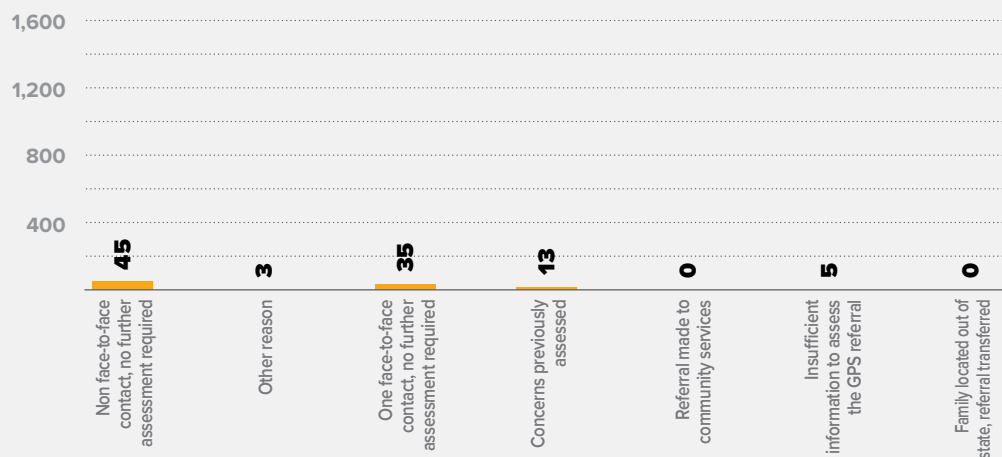
124 VALID

CHILDREN
ASSESSED
PER 1,000
CHILDREN

91.1 TOTAL

24.6 VALID

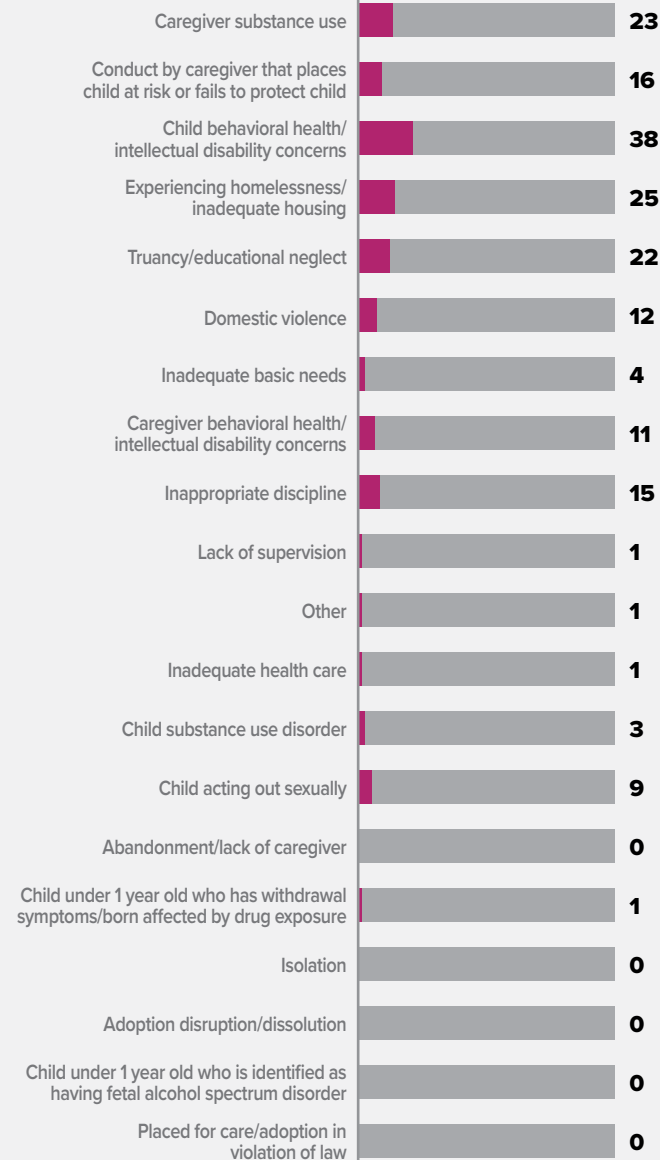
BREAKDOWN REPORTS SCREENED OUT BY REASON



VALID GPS CONCERNS BY TYPE

182

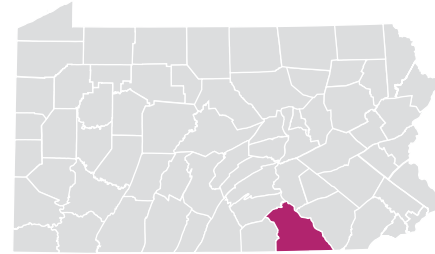
TOTAL CONCERNS



NOTE: A report may have more than one concern for each report; therefore, the total number of concerns will be greater than the total number of reports. In some reports, more than one child was assessed with valid concerns; therefore, the number of children assessed exceeds the number of valid assessed reports.

YORK COUNTY

URBAN // POPULATION • 457,051 / POPULATION UNDER 18 • 99,907

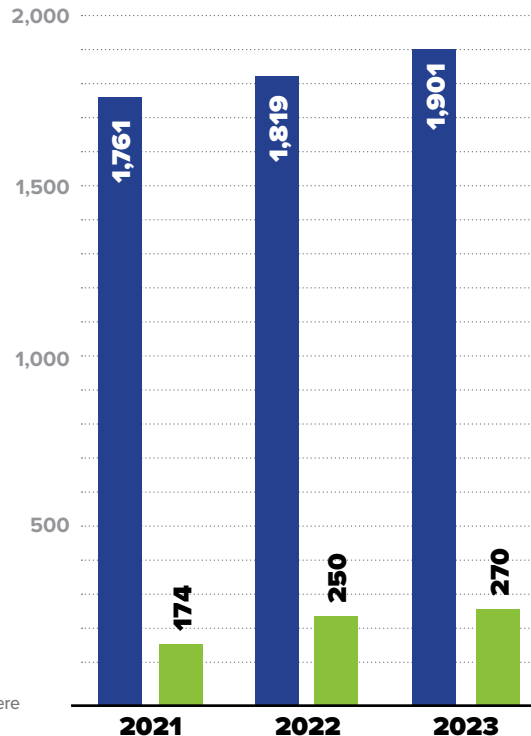


2023 REPORTS OF CHILD ABUSE

1,901
TOTAL REPORTS

270
SUBSTANTIATED REPORTS

▲ NOTE: CPS and GPS data reported were investigated and substantiated by the CCYA and may vary from statewide data which include both CCYA and OCYF Regional Office investigations.



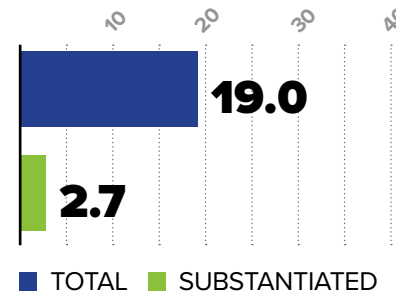
▲ NOTE: 2021 totals above will not align with the 2021 totals in this same table in the 2021 report, as regional investigations were included for that year in error in the 2021 report.

SUBSTANTIATED REPORTS BY SEX OF VICTIM

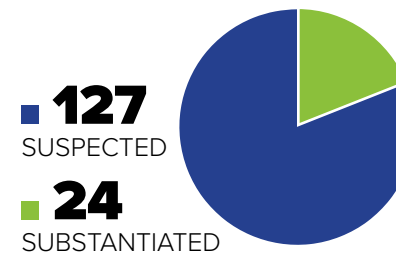
FEMALE
152
56.3%

MALE
118
43.7%

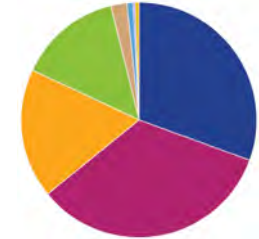
CHILD ABUSE REPORTS PER 1,000 CHILDREN



CASES OF REPEAT ABUSE SUBSTANTIATED REPORTS



TYPES OF ALLEGATIONS SUBSTANTIATED REPORTS



291 TOTAL ALLEGATIONS

- 89** (30.6%) Sexual Abuse
- 98** (33.7%) Physical Abuse/Bodily Injury
- 52** (17.9%) Reasonable Likelihood of Bodily Injury
- 41** (14.1%) Serious Physical Neglect
- 6** (2.1%) Engaging in Per Se Acts
- 3** (1.0%) Likelihood of Sexual Abuse/Exploitation
- 1** (0.3%) Severe Form of Trafficking in Persons or Sex Trafficking
- 1** (0.3%) Serious Mental Injury
- 0** (0.0%) Munchausen Syndrome by Proxy/Medical Abuse

▲ NOTE: A report may have more than one allegation for each report; therefore, the total number of allegations will be greater than the total number of reports.

\$4,024,470

EXPENDITURES CHILD ABUSE INVESTIGATIONS AND GENERAL PROTECTIVE SERVICES ASSESSMENTS



2023 SUBSTANTIATED FATALITIES

2/57 MALE **2** FEMALE **0**

2023 SUBSTANTIATED NEAR FATALITIES

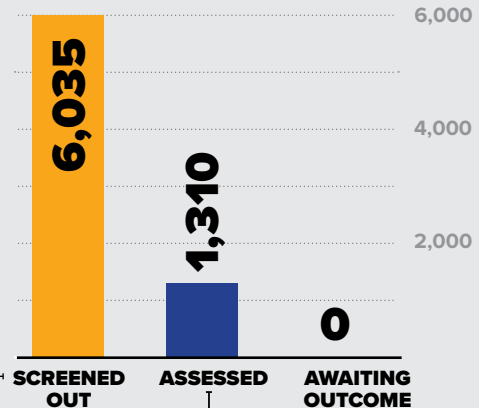
4/119 MALE **2** FEMALE **2**

▲ NOTE: York County has not reported their total expenditures for SFY 2023; Therefore, the total county expenditures is underreported. Expenditure data is included through March 7, 2024.

2023 REPORTS OF GENERAL PROTECTIVE SERVICES

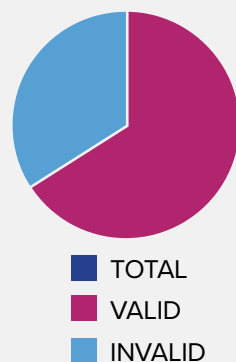
7,345

TOTAL REPORTS



BREAKDOWN VALID ASSESSED REPORTS

862



NUMBER OF CHILDREN ASSESSED

2,176

TOTAL

1,444

VALID

CHILDREN ASSESSED PER 1,000 CHILDREN

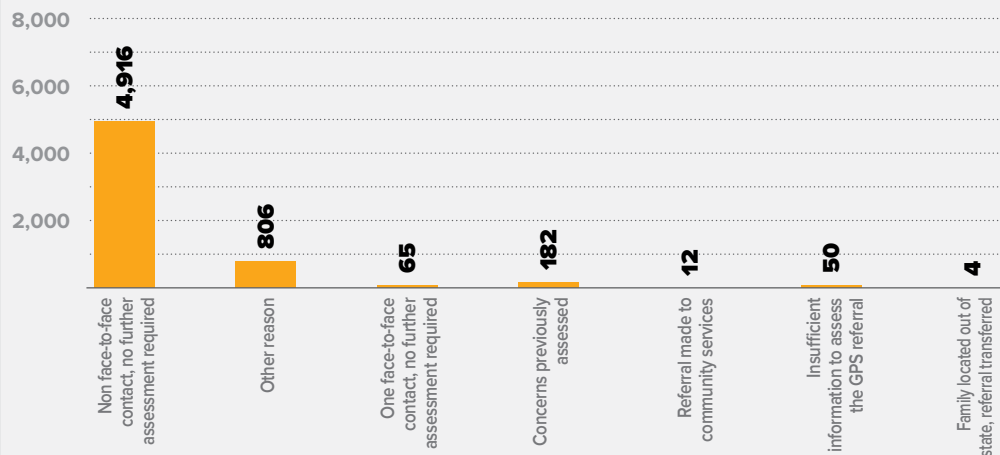
21.8

TOTAL

14.5

VALID

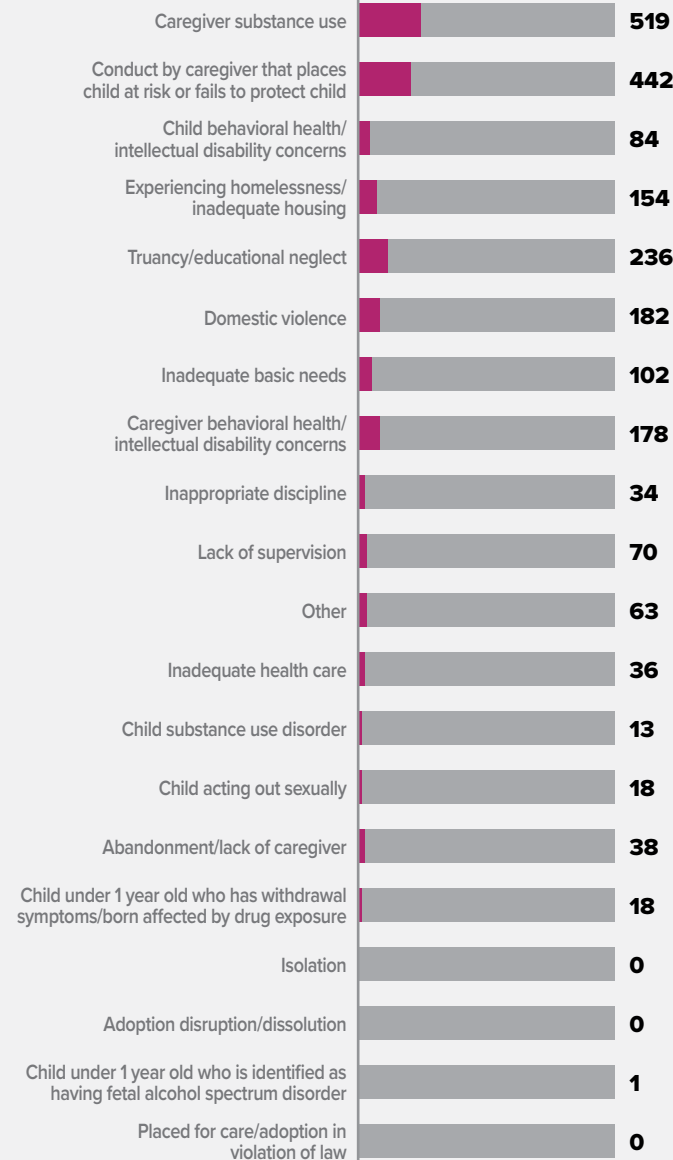
BREAKDOWN REPORTS SCREENED OUT BY REASON



VALID GPS CONCERNS BY TYPE

2,188

TOTAL CONCERNS



NOTE: A report may have more than one concern for each report; therefore, the total number of concerns will be greater than the total number of reports. In some reports, more than one child was assessed with valid concerns; therefore, the number of children assessed exceeds the number of valid assessed reports.

TO REPORT
SUSPECTED CHILD ABUSE,
CALL CHILDLINE AT
1 · 800 · 932 · 0313
TDD // 1 · 866 · 872 · 1677

www.KeepKidsSafe.pa.gov

